

ICPSR 36361

National Survey on Drug Use and Health, 2014

United States Department of Health and Human Services. Substance Abuse and Mental Health Services Administration. Center for Behavioral Health Statistics and Quality

Codebook

Inter-university Consortium for
Political and Social Research
P.O. Box 1248
Ann Arbor, Michigan 48106
www.icpsr.umich.edu

Terms of Use

The terms of use for this study can be found at:
<http://www.icpsr.umich.edu/icpsrweb/ICPSR/studies/36361/terms>

Information about Copyrighted Content

Some instruments administered as part of this study may contain in whole or substantially in part contents from copyrighted instruments. Reproductions of the instruments are provided as documentation for the analysis of the data associated with this collection. Restrictions on "fair use" apply to all copyrighted content. More information about the reproduction of copyrighted works by educators and librarians is available from the United States Copyright Office.

NOTICE

WARNING CONCERNING COPYRIGHT RESTRICTIONS

The copyright law of the United States (Title 17, United States Code) governs the making of photocopies or other reproductions of copyrighted material. Under certain conditions specified in the law, libraries and archives are authorized to furnish a photocopy or other reproduction. One of these specified conditions is that the photocopy or reproduction is not to be "used for any purpose other than private study, scholarship, or research." If a user makes a request for, or later uses, a photocopy or reproduction for purposes in excess of "fair use," that user may be liable for copyright infringement.

TABLE OF CONTENTS

Section	Page
Introduction to the 2014 National Survey on Drug Use and Health	i-1
Introduction.....	i-1
Overview of NSDUH.....	i-2
Changes to NSDUH for 2014.....	i-5
Questionnaire Changes	i-5
Notable Issues for NSDUH Variables Because of Questionnaire Changes in 2014.....	i-6
Additional Historical Changes to NSDUH Variables of Note.....	i-7
Strengths and Limitations of NSDUH.....	i-8
Survey Methodology.....	i-9
Stratification and Selection of Primary, Secondary, and Tertiary Sampling Units (Census Tracts, Census Block Groups, and Area Segments)	i-10
Selection of Dwelling Units	i-11
Selection of Individuals	i-12
Sample Design Variables	i-12
Data Collection and Response Rates	i-14
Sample Weights	i-14
Organization of the Data File	i-15
Usable Cases	i-17
Logical Editing.....	i-18
Editing Procedure for Drug Use Variables.....	i-19
Standard Code Conventions	i-20
Statistical Imputation	i-21
Imputation Indicators	i-22
Constraints and Consistency	i-24
Variance Estimation of Totals	i-24
Statistical Significance of Differences	i-26
Use of Sample Weights and Sample Design Variables	i-28
Confidentiality of Data.....	i-29
Public Use File Estimates and Standard Errors	i-31
 Table	
1. Demographic Domains Forced to Match Their Respective U.S. Census Bureau Population Estimates through the Public Use File Weight Calibration Process: 2014	i-26
2. Past Month Marijuana Prevalence and Standard Error Ratios of the Public Use File Subsample to the Full Sample, by Seven Domains: 2014.....	i-31
3. Past Year Heroin Prevalence and Standard Error Ratios of the Public Use File Subsample to the Full Sample, by Seven Domains: 2014	i-32
 CODEBOOK	
IDENTIFICATION.....	3
CORE SUBSTANCE ABUSE	
TOBACCO.....	4
ALCOHOL	22
MARIJUANA.....	26
COCAINE	30
CRACK.....	33
HEROIN	36
HALLUCINOGENS	39
INHALANTS	52
PAIN RELIEVERS	59
TRANQUILIZERS	76
STIMULANTS.....	85
SEDATIVES	97
IMPUTED SUBSTANCE USE	
RECENCY OF DRUG USE.....	105
PAST YEAR FREQUENCY OF USE	113
PAST MONTH FREQUENCY OF USE	118
AGE/DATE OF FIRST DRUG USE	122
RECODED DRUG USE.....	131
SELECTED UNEDITED VARIABLES.....	157
NON-CORE	
SPECIAL DRUGS.....	176
RECODED SPECIAL DRUGS.....	193
RISK/AVAILABILITY	198
RECODED RISK/AVAILABILITY	203
BLUNTS	205

SUBSTANCE DEPENDENCE AND ABUSE	209
IMPUTED SUBSTANCE DEPENDENCE AND ABUSE	263
RECODED SUBSTANCE DEPENDENCE AND ABUSE	268
SPECIAL TOPICS	275
RECODED SPECIAL TOPICS	282
MARIJUANA PURCHASES	283
RECODED MARIJUANA PURCHASES	297
PRIOR SUBSTANCE USE	299
RECODED PRIOR SUBSTANCE USE	350
SUBSTANCE TREATMENT	368
RECODED SUBSTANCE TREATMENT	402
PREGNANCY AND HEALTH CARE	416
RECODED PREGNANCY AND HEALTH CARE	429
ADULT MENTAL HEALTH TREATMENT	434
RECODED ADULT MENTAL HEALTH TREATMENT	450
SOCIAL ENVIRONMENT	457
YOUTH EXPERIENCES	460
RECODED YOUTH EXPERIENCES	474
MENTAL HEALTH	479
RECODED MENTAL HEALTH	487
ADULT DEPRESSION	493
RECODED ADULT DEPRESSION	510
YOUTH MENTAL HEALTH TREATMENT	515
RECODED YOUTH MENTAL HEALTH TREATMENT	537
ADOLESCENT DEPRESSION	555
RECODED ADOLESCENT DEPRESSION	572
CONSUMPTION OF ALCOHOL	577
RECODED CONSUMPTION OF ALCOHOL	588
HOUSEHOLD COMPOSITION (ROSTER)	593
INCOME AND INSURANCE	595
RECODED INCOME AND INSURANCE	602
INTERVIEW INFORMATION	604
DEMOGRAPHICS	
CORE DEMOGRAPHICS	605
IMPUTED DEMOGRAPHICS	608
RECODED DEMOGRAPHICS	609
NON-CORE DEMOGRAPHICS	611
RECODED NON-CORE DEMOGRAPHICS	615
EMPLOYMENT AND WORKPLACE	616
IMPUTED EMPLOYMENT AND WORKPLACE	624
PROXY INFORMATION	625
GEOGRAPHIC	
COUNTY	626
SEGMENT	627
BLOCK	628
SAMPLE WEIGHTING AND ESTIMATION VARS	629
INDEX	630

APPENDICES

APPENDIX A	Drug Codes for Open-Ended Questions
APPENDIX B	Consolidated Drug Other Specify Tables
APPENDIX C	Tobacco Brand Codes for Open-Ended Questions
APPENDIX D	Recoded Substance Dependence and Abuse Variable Documentation
APPENDIX E	Recoded Mental Health Variable Documentation
APPENDIX F	Recoded Depression Variable Documentation
APPENDIX G	Occupational Classification System For PUF Recodes
APPENDIX H	Industrial Classification System For PUF Recodes
APPENDIX I	Key Mental Health Variables

Introduction to the 2014 National Survey on Drug Use and Health

Introduction

This codebook provides documentation for the 2014 National Survey on Drug Use and Health (NSDUH) public use data file.¹ Prior to 2002, the survey was called the National Household Survey on Drug Abuse (NHSDA). NSDUH is sponsored by the Center for Behavioral Health Statistics and Quality (CBHSQ, formerly the Office of Applied Studies) within the Substance Abuse and Mental Health Services Administration (SAMHSA) and is conducted by RTI International, Research Triangle Park, North Carolina.²

For each variable in the 2014 data file, the codebook provides the variable name, a description of the variable, value codes and their meanings, and an unweighted univariate frequency distribution. Most of the variables originated directly as interview items. For a subset of variables created from more than one variable, the source variables and recoding specifications are provided. In addition, case identification, sampling, and data collection variables are included in the file and documented in the codebook. The variable names in this codebook are the variable names used in the dataset.

To a great extent, variable names indicate the meaning of each variable. As much as possible, variables are named consistently across surveys when the content of questions was identical or similar, or the specifications for created variables were not altered. When a variable does not have the same name across years, this is an indication that differences may exist. In such situations, analysts are advised to examine the codebook documentation in detail before conducting any analysis, particularly those that involve the following:

- analyses performed in prior years that are being replicated in the current year,
- comparison of data across multiple years, or
- use of pooled data from multiple years.

Documentation of the reasons for changing a variable's name can be found in comments above the specific variables and in corresponding appendix files within the codebook (if applicable). Typically, variable changes are documented the year they occur and in the following year if there are comparability issues to consider. However, the most current version of the documentation may not always describe relevant changes from prior years. Therefore, analysts who are doing a multiyear trend analysis are especially advised to examine documentation for all

¹ Information on access to NSDUH restricted-use confidential data files is available from the Substance Abuse and Mental Health Data Archive (SAMHDA) at <http://www.datafiles.samhsa.gov>.

² RTI International is a registered trademark and a trade name of Research Triangle Institute.

years of interest to identify any changes over time that may affect the analysis of interest.³ An analysis of trends is not recommended when using data where the impact of the questionnaire or methodological changes is confounded with true changes in the phenomenon being measured. If the change is considered minor and the likely impact on trend data would be minimal, then comparisons between years may be appropriate.

Analysts also are encouraged to refer to the instrument specifications for the 2014 survey in conjunction with their review of the codebook. The specifications for the 2014 survey provide detailed information about the logic governing how respondents were routed through the questions in the interview and any changes to the instrument relative to the 2013 survey. The 2014 specifications may be found on the SAMHSA website at <http://www.samhsa.gov/data/>.

Overview of NSDUH

The 2014 NSDUH is the 34th in a series, the primary purpose of which is to measure the prevalence and correlates of drug use in the United States. This survey series provides information about the use of illicit drugs, alcohol, and tobacco among members of the U.S. civilian, noninstitutionalized population aged 12 or older. The survey also includes several modules of questions that focus on mental health issues. Surveys have been conducted periodically since 1971, with the most recent ones in 1979, 1982, 1985, 1988, and 1990 through 2014. Currently, public use files are available for surveys from 1979 onward.

In 1999, the survey underwent a major redesign. The method of data collection was changed from a paper questionnaire administration to a computer-assisted administration. In addition, the sample design was changed from a strictly national design to a state-based sampling plan. These important changes have had a major impact on the data produced from the survey. *Because of the differences in methodology and the impact of the new design on data collection, only limited comparisons can be made between data from the redesigned surveys (1999 onward) and data obtained from surveys prior to 1999. Also, because of improvements made to the survey in 2002, the 2014 data in this file should not be compared with data collected in 2001 or earlier to assess changes over time. However, this is not an issue for data from 2002 and data files in subsequent data years, as long as other changes to survey items since 2002 (e.g., changes to question wording) have not affected the comparability of the variables of interest across the surveys.*

Prior to 1999, the survey was conducted using paper-and-pencil interviewing (PAPI) methods for an interview lasting about an hour. The PAPI instrumentation consisted of a questionnaire booklet completed by an interviewer and a set of individual answer sheets completed by a respondent. All substance use questions and other sensitive questions appeared on the answer sheets, so the interviewer was unaware of the respondent's answers. Less sensitive questions concerning demographics, occupational status, household size, and composition were asked aloud by the interviewer and recorded in the questionnaire booklet.

³ A variable crosswalk (also referred to as a "measles chart") that identifies which NSDUH variables are comparable across study years is available on the SAMHDA website at <http://www.datafiles.samhsa.gov>.

Since 1999, the interview has been carried out using computer-assisted interviewing (CAI) methods. The survey uses a combination of computer-assisted personal interviewing (CAPI) conducted by an interviewer and audio computer-assisted self-interviewing (ACASI). For the most part, questions previously administered by an interviewer in the PAPI format are now administered by an interviewer using CAPI. Questions previously administered in the PAPI format using self-administered answer sheets are now administered using ACASI. Use of ACASI is designed to provide respondents with a highly private and confidential means of responding to questions and to increase the level of honest reporting of illicit drug use and other sensitive behaviors.

A key feature of the CAI instrument is a core and supplement structure. A core set of questions critical for basic trend measurement of prevalence estimates remains in the survey every year and comprises the first part of the interview. Supplemental questions, or modules, that can be revised, dropped, or added from year to year make up the remainder of the interview. The core consists of initial demographic items and questions pertaining to the use of tobacco, alcohol, marijuana, cocaine, crack cocaine, heroin, hallucinogens, inhalants, pain relievers, tranquilizers, stimulants, and sedatives. Supplemental items include the remaining ACASI sections and demographic questions. Some of the supplemental portions of the questionnaire, however, have remained in the survey, relatively unchanged, every year (e.g., current health insurance coverage, income). Since 1988, additional information also has been gathered about crack cocaine and about sharing needles for the injection of drugs. In addition, the consequences of using various drugs have been given considerable attention since 1985.

The target population for the 2014 survey was the same as has been defined since the 1991 survey: the civilian, noninstitutionalized population of the United States (including civilians living on military bases) who were 12 years of age or older at the time of the survey. Before 1991, the sample was drawn from the household population of the contiguous 48 states. Residents of Alaska and Hawaii were added to the sample population in 1991, as were residents of noninstitutional group quarters (e.g., college dormitories, group homes, civilians dwelling on military installations) and individuals with no permanent residence (homeless people in shelters and residents of single rooms in hotels). In addition, six special-interest metropolitan statistical areas (MSAs) were oversampled in 1991. The 1992 and 1993 surveys retained the oversampling of the six MSAs and also were designed to provide quarterly and annual estimates.

Since 1999, the survey sample has employed a 50-state design with an independent, multistage area probability sample for each of the 50 states and the District of Columbia. For the 1999 through 2013 surveys, the eight states with the largest population (which together account for 48 percent of the total U.S. population aged 12 or older) were designated as large sample states (California, Florida, Illinois, Michigan, New York, Ohio, Pennsylvania, and Texas) with a target sample size of 3,600, while the remaining 42 states and the District of Columbia had target sample sizes of 900. The 2014 through 2017 sample design allows for a more cost-efficient sample allocation to the largest states, while maintaining sufficient sample sizes in the smaller states to support small area estimation at the state and substate levels. The 2014 through 2017 NSDUHs were designed to yield 4,560 completed interviews in California; 3,300 completed interviews each in Florida, New York, and Texas; 2,400 completed interviews each in Illinois, Michigan, Ohio, and Pennsylvania; 1,500 completed interviews each in Georgia, New Jersey, North Carolina, and Virginia; 967 completed interviews in Hawaii; and 960 completed

interviews in each of the remaining 37 states and the District of Columbia. Consistent with previous designs, the 2014 through 2017 design also oversamples youths aged 12 to 17 and young adults aged 18 to 25. However, the 2014 through 2017 design places more sample in the 26 or older age groups to more accurately estimate drug use and related mental health measures among the aging drug use population. The 2014 sample was allocated to age groups as follows: 25 percent for youths aged 12 to 17, 25 percent for young adults aged 18 to 25, 15 percent for adults aged 26 to 34, 20 percent for adults aged 35 to 49, and 15 percent for adults aged 50 or older.

Although the design of the 2014 survey is similar to the design of the 1999 through 2001 surveys, important methodological differences since 2002 affect the 2014 estimates. As noted above, the survey's name was changed from the National Household Survey on Drug Abuse (NHSDA) to the National Survey on Drug Use and Health (NSDUH) in 2002. In addition to the survey's name change, each NSDUH respondent since 2002 has been given an incentive of \$30. These changes have resulted in an improvement in the survey response rate. The changes also affected respondents' reporting of many critical items that are the basis of prevalence measures reported by the survey each year. Further, the data could have been affected by improved data collection quality control procedures that were introduced in the survey beginning in 2001. In addition, new population data from the 2000 decennial census became available for use in NSDUH sample weighting procedures, resulting in another discontinuity between estimates since 2002 and those prior to 2002. *Analyses of the effects of each of these factors on NSDUH estimates have shown that the 2014 data in this data file should not be compared with 2001 and earlier data to assess changes over time. As noted above, comparisons may be made between 2002 and surveys in subsequent years, including this one.*

However, the 2011 through 2014 NSDUH estimates were based on weights that were poststratified to population control totals based on projections from the 2010 census. In contrast, the weights for the 2002 to 2010 surveys were based on population projections from the 2000 census. Therefore, some caution is advised in interpreting trends in estimates from 2011 onward with estimates from prior years.

A description of the 2014 survey, including more detailed information on sample issues, can be found in several NSDUH documents that present in tabular, graphical, and report formats some key 2014 findings on drug use prevalence and co-occurring mental and substance use disorders by age and major demographic variables:

- Center for Behavioral Health Statistics and Quality. (2015). *2014 National Survey on Drug Use and Health: Methodological summary and definitions*. Retrieved from <http://www.samhsa.gov/data/>
- Center for Behavioral Health Statistics and Quality. (2015). *Results from the 2014 National Survey on Drug Use and Health: Detailed tables*. Retrieved from <http://www.samhsa.gov/data/>
- Center for Behavioral Health Statistics and Quality. (2015). *Results from the 2014 National Survey on Drug Use and Health: Mental health detailed tables*. Retrieved from <http://www.samhsa.gov/data/>

- Center for Behavioral Health Statistics and Quality. (2015). *Behavioral health trends in the United States: Results from the 2014 National Survey on Drug Use and Health* (HHS Publication No. SMA 15-4927, NSDUH Series H-50). Retrieved from <http://www.samhsa.gov/data/>
- Center for Behavioral Health Statistics and Quality. (2015). *Suicidal thoughts and behavior among adults: Results from the 2014 National Survey on Drug Use and Health*. Retrieved from <http://www.samhsa.gov/data/>
- Center for Behavioral Health Statistics and Quality. (2015). *Receipt of services for behavioral health problems: Results from the 2014 National Survey on Drug Use and Health*. Retrieved from <http://www.samhsa.gov/data/>
- Center for Behavioral Health Statistics and Quality. (2015). *Risk and protective factors and initiation of substance use: Results from the 2014 National Survey on Drug Use and Health*. Retrieved from <http://www.samhsa.gov/data/>

Changes to NSDUH for 2014

Questionnaire Changes

The following changes were made to the 2014 NSDUH instrument relative to 2013:

- In the core demographics section, the date ranges were revised for two periods of military service in question QD10b. The start date for service in the Vietnam era (response category 4) was changed from August 1964 to March 1961. The corresponding end date for service prior to the Vietnam era (response category 5) was changed from July 1964 to February 1961.
- In the blunts module, the routing logic for question MJMM01 (any use of marijuana in the past 12 months that was recommended by a doctor or other health professional) was updated to include respondents who reported the use of blunts in the past 30 days even if they reported last using marijuana more than 12 months ago in the core marijuana module.
- In the prior substance use module, the routing logic for question LU02 (age at last use of marijuana among respondents who did not use marijuana in the past 30 days) was updated to exclude respondents who reported the use of a blunt in the past 30 days.
- In the health care module, the allowable ranges for reporting heights in inches (questions HLTH08a or HLTH08b) were revised to reflect whether respondents preferred to report their height in feet and inches or only in inches. Similarly, the allowable ranges for reporting heights in centimeters (questions HLTH10a or HLTH10b) were revised to reflect whether respondents changed according to whether respondents preferred to report their height in meters and centimeters or only in centimeters.
- In the health care module, the allowable ranges for reporting weights in pounds (questions HLTH12 and HLTH14) were changed from 50 to 550 pounds to 40 to 999 pounds. Similarly,

the allowable ranges for reporting weights in kilograms (questions HLTH13 and HLTH15) were changed from 22 to 275 kilograms to 18.00 to 999.00 kilograms.

- In the health care module, the logic for HLTH18 (whether respondents were advised by a doctor or other health care professional in the past 12 months to quit smoking cigarettes to quit using other tobacco products) was revised so that only past year tobacco users were asked this question. Previously, lifetime users of tobacco products also were asked this question.
- In the proxy information module, question QP03a (whether another adult proxy might be available) and associated logic were added to identify another available proxy if it had previously been determined that another adult household member could better answer the health insurance and income questions but the potential proxy who was identified during the first cycle of these items was not available or otherwise did not join the interview.

The 2014 specifications may be found on the SAMHSA website (for details, see this codebook's Introduction).

Notable Issues for NSDUH Variables Because of Questionnaire Changes in 2014

As noted previously, changes were made in the core demographics section to the date ranges in question QD10b for active-duty military service during the Vietnam era or service prior to Vietnam to define the start of the Vietnam era as being earlier than it was defined in the 2013 NSDUH (i.e., starting in March 1961 instead of in August 1964). However, the edited variable name in 2013 for service prior to the Vietnam era included a range of years up to 1964 (i.e., ACTD5564). Therefore, the edited variable name for service prior to the Vietnam era was changed from ACTD5564 in 2013 to ACTDB4VN in 2014, where B4VN = "before Vietnam."

In the blunts module, the change to the routing logic for question MJMM01 was determined not to have appreciably affected the distribution of responses for this variable relative to the distribution in 2013. Therefore, the 2013 edited variable name and documentation for MEDMJYR did not change for 2014.

In the health care module, changes to the allowable ranges for the reporting of height and weight had implications for the number of digits that are needed to denote missing values (e.g., "don't know" or "refused"). For example, expanding the allowable range for weight in pounds up to 999 pounds for 2014 would require that codes for missing data be four digits in length and in the 9000 series (e.g., code 9994 for "don't know") to differentiate missing data from allowable values (e.g., 994 pounds). However, the numbers of digits for missing data in the height and weight variables for 2013 took into account the planned changes to these questions for 2014. Consequently, codes for missing data in the height and weight variables had the same number of digits in 2013 and 2014. Although the allowable values for reporting weight were increased in 2014, these changes applied to outliers (i.e., extreme high or low values) rather than to most respondents. Consequently, the edited variable WTPOUNDS for weight in pounds (including conversion of reported weights in kilograms to weights in pounds) that was developed for 2013 continued to be used for 2014.

In the health care module, asking question HLTH18 only of past year tobacco users had been taken into account in developing the edits for the variable HPQTTTOB in 2013. Specifically, data in HPQTTTOB in 2013 were replaced with a code of 83 (DID NOT USE TOBACCO IN THE PAST 12 MONTHS Logically assigned) if respondents in 2013 were asked HLTH18 but they were not past year users of tobacco products. In 2014, HPQTTTOB was assigned a code of 93 (DID NOT USE TOBACCO IN THE PAST 12 MONTHS) for all respondents who were skipped out of HLTH18 because they did not use tobacco products in the past year. However, the logic change for HLTH18 in 2014 did not affect the distribution of the data in the edited variable if respondents reported tobacco use in the past 12 months and they had one or more health care visits in that period. Therefore, the 2013 edited variable name and documentation for HPQTTTOB did not change in 2014.

Additional Historical Changes to NSDUH Variables of Note

This section documents notable changes to NSDUH variables that occurred recently but prior to 2014. Consequently, these earlier changes do not affect the comparability of relevant NSDUH variables in 2014 with corresponding variables on the 2013 NSDUH data files or on other NSDUH data files that were subsequent to these changes. However, the changes that are noted in this section could affect comparability of NSDUH variables in 2014 with variables on data files for NSDUH years that were prior to the implementation of these changes.

Since 2008, a statistical model has been employed to predict whether an adult NSDUH respondent had serious, moderate, mild, or no mental illness based on his or her answers to certain NSDUH questions. For the 2012 NSDUH, this model was revised to produce more accurate estimates. This revised 2012 model was used to produce the mental illness estimates for 2012 through 2014. In addition, comparable estimates were recomputed for 2008 through 2011. For more information on how mental illness estimates were calculated, see this codebook's appendix titled Recoded Mental Health Module Variable Documentation. The mental illness variables included in the 2014 NSDUH data files are based on the revised 2012 model. Note that the mental illness variables (e.g., SMIYR_U, AMIYR_U) are not recommended to be used when analyzing variables for past year suicidal thoughts, past year major depressive episode (MDE), the Kessler-6 (K6) distress scale, or the World Health Organization Disability Assessment Schedule (WHODAS), nor are they recommended to be used when analyzing other variables closely linked with these variables (including past year suicide attempts, suicide plans, medical treatment for suicide attempts, lifetime MDE, serious psychological distress [SPD], or components used in the K6 or WHODAS scales). For more details, see this codebook's appendix titled Recoded Mental Health Module Variable Documentation.

In the 2013 questionnaire, two new response categories were added to the question about race (QD05) in reaction to new U.S. Department of Health and Human Services (HHS) standards of data collection called for by the Patient Protection and Affordable Care Act of 2010.⁴ The response options now include "Guamanian/Chamorro" and "Samoan." To accommodate this change, two new imputation-revised variables were created along with their corresponding

⁴ Patient Protection and Affordable Care Act of 2010, Pub. L. No. 111-148, Title II, §§ 2001-2955 (March 23, 2010). Retrieved from <http://www.gpo.gov/fdsys/pkg/PLAW-111publ148/pdf/PLAW-111publ148.pdf>

imputation indicators: IRRACEGC for Guamanian/Chamorro and IRRACESM for Samoan.⁵ The change to QD05 also affected the creation of the "Other Pacific Islander" variable IRRACEPI. Prior to 2013, IRRACEPI covered Pacific Islanders who were not Native Hawaiians. Beginning in 2013, the variable name was changed to IRRACPI2 and now covers Pacific Islanders who are not Native Hawaiians, Guamanians/Chamorros, or Samoans. Despite the change to the questionnaire, the levels of the detailed race variable IRNWRACE were not changed. Guamanian/Chamorro and Samoan respondents continued to be treated as Other Pacific Islanders. Therefore, little to no impact is expected on the race/ethnicity variables IRNWRACE, NEWRACE1, NEWRACE2, EXPRACE, and EXPRACE2.

New questions also were created for the 2013 NSDUH that asked about height and weight. Respondents were asked to report their weight in pounds or kilograms and their height in feet, inches, meters, or centimeters. Edited and recoded variables were created that converted all of the responses from the weight variable into pounds (WTPOUND2) and the height data into inches (HTINCHE2). Using these data, a recoded variable measuring body mass index (BMI2) was included on the 2014 public use file, and the documentation can be found in the Recoded Pregnancy and Health Care section of this codebook. Note that this variable was not used in the 2014 detailed tables or the 2014 mental health detailed tables. The new recoded variable called BMI2 was created as a continuous variable based on the following formula: $BMI2 = [WTPOUND2 \div (HTINCHE2)^2] \times 703$. Unknown response values for the edited weight variable (WTPOUND2) of 9985, 9994, 9997, or 9998 or the edited height variable (HTINCHE2) of 985, 994, 997, or 998 were defined as SAS missing for the recoded BMI2.⁶

Strengths and Limitations of NSDUH

NSDUH is the primary nationally representative source of annual estimates of drug use and mental illness among civilian members of the noninstitutionalized population in the United States. Most of the questions in NSDUH are administered with ACASI, which is designed to provide the respondent with a highly private and confidential mode for responding to questions in order to increase the level of honest reporting of illicit drug use and other sensitive behaviors. In addition, the large and dispersed NSDUH sample enables not only state-level estimates, but also estimates for substate areas.

Although NSDUH is useful for many purposes, it has certain limitations. First, the data are self-reports of drug use, and their value depends on respondents' truthfulness and memory. Although some experimental studies have established the validity of self-reported data in similar contexts and NSDUH procedures were designed to encourage honesty and recall, some underreporting and overreporting may take place.

Second, the survey is cross-sectional rather than longitudinal. That is, individuals were interviewed only once and were not followed for additional interviews in subsequent years.

⁵ For an explanation of imputation-revised variables, see the section on Statistical Imputation in this codebook introduction.

⁶ The formula for calculating BMI for use in BMI2 is from the Centers for Disease Control and Prevention (CDC) website: http://www.cdc.gov/healthyweight/assessing/bmi/adult_bmi/index.html?s_cid=tw_ob064.

Each year's survey, therefore, provides an overview of the prevalence of drug use at a specific point in time rather than a view of how drug use changes over time for specific individuals.

Third, because the target population of the survey is defined as the civilian, noninstitutionalized population of the United States, a small proportion (approximately 3 percent) of the population is excluded.⁷ The subpopulations excluded are members of the active-duty military and individuals in institutional group quarters (e.g., hospitals, prisons, nursing homes, treatment centers). If the drug use of these groups differs from that of the civilian, noninstitutionalized population, NSDUH may provide slightly inaccurate estimates of drug use in the total population. This may be particularly true for prevalence estimates for rarely used drugs, such as heroin.

Survey Methodology

Like the 1999 to 2013 surveys, the 2014 survey was conducted using CAI methods. This survey also allows for improved state estimates based on minimum sample sizes per state. The target sample size of 67,507 allows SAMHSA to continue reporting adequately precise demographic subgroup estimates at the national level without needing to oversample specially targeted demographics, as was required in the past. The achieved sample size for the 2014 survey was 67,901 individuals.

A coordinated sample design was developed for the 2014 through 2017 NSDUHs. The coordinated design facilitated a 50 percent overlap in third-stage units (area segments [see below]) between each 2 successive years from 2014 through 2017.⁸ This design was intended to increase the precision of estimates in year-to-year trend analyses because of the expected positive correlation resulting from the overlapping sample between successive survey years.

The 2014 design allows for computation of estimates by state in all 50 states plus the District of Columbia. States may therefore be viewed as the first level of stratification and as a reporting variable. Compared with previous sample designs, the 2014 through 2017 sample design moves from two to essentially five state sample size groups (lumping Hawaii with the remaining states and the District of Columbia). The 2014 through 2017 surveys have a sample designed to yield 4,560 completed interviews in California; 3,300 completed interviews each in Florida, New York, and Texas; 2,400 completed interviews each in Illinois, Michigan, Ohio, and Pennsylvania; 1,500 completed interviews each in Georgia, New Jersey, North Carolina, and Virginia; 967 completed interviews in Hawaii; and 960 completed interviews in each of the remaining 37 states and the District of Columbia—for a total national target sample size of 67,507. The sample is selected from 6,000 area segments that vary in size according to state.

⁷ Information from the 2010 census suggests that the civilian, noninstitutionalized population includes at least 97 percent of the total U.S. population. See the following reference: Lofquist, D., Lugaila, T., O'Connell, M., & Feliz, S. (2012, April). *Households and families: 2010* (C2010BR-14, 2010 Census Briefs). Retrieved from <https://www.census.gov/prod/cen2010/briefs/c2010br-14.pdf>

⁸ In segments used in 2 successive years, only addresses not sampled in the first year may be included in the second year's sample.

The change in the state sample allocation was driven by the need to increase the sample in the original 43 small states (to improve the precision of state and substate estimates in these states) while moving closer to a proportional allocation in the larger states.

Stratification and Selection of Primary, Secondary, and Tertiary Sampling Units (Census Tracts, Census Block Groups, and Area Segments)

Within each state, sampling strata called state sampling regions (SSRs) were formed. Based on a composite size measure, states were partitioned geographically into roughly equally sized regions. In other words, regions were formed such that each area within a state yielded, in expectation, roughly the same number of interviews during each data collection period. The partitioning divided the United States into a total of 750 SSRs, resulting from 36 SSRs in California; 30 SSRs each in Florida, New York, and Texas; 24 SSRs each in Illinois, Michigan, Ohio, and Pennsylvania; 15 SSRs each in Georgia, New Jersey, North Carolina, and Virginia; and 12 SSRs each in the remaining 38 states and the District of Columbia.

Similar to the 2005 through 2013 surveys, the first stage of selection for the 2014 through 2017 NSDUHs was census tracts. The first stage of selection began with the construction of an area sample frame that contained one record for each census tract in the United States. If necessary, census tracts were aggregated within SSRs until each tract⁹ met the minimum dwelling unit¹⁰ (DU) requirement. In California, Florida, Georgia, Illinois, Michigan, New Jersey, New York, North Carolina, Ohio, Pennsylvania, Texas, and Virginia, this minimum size requirement was 250 DUs in urban areas and 200 DUs in rural areas.¹¹ In the remaining states and the District of Columbia, the minimum requirement was 150 DUs in urban areas and 100 DUs in rural areas. These census tracts served as the primary sampling units (PSUs) for the coordinated 4-year sample.

Before selecting census tracts, additional implicit stratification was achieved by sorting the first-stage sampling units by a CBSA/SES¹² (core-based statistical area/socioeconomic status) indicator¹³ and by the percentage of the population who are non-Hispanic and white. From this well-ordered sample frame, 48 census tracts per SSR were selected with probabilities proportionate to a composite size measure and with minimum replacement.

⁹ For the remainder of the discussion, first-stage sampling units are referred to as "census tracts" even though each first-stage sampling unit contains one or more census tracts.

¹⁰ DU counts were obtained from the 2010 decennial census data supplemented with revised population counts from Nielsen Claritas, which is a market research firm headquartered in San Diego, California (see <http://www.claritas.com/sitereports/Default.jsp>).

¹¹ The basis for the differing minimum DU requirement in urban and rural areas is that it is more difficult to meet the requirement in rural areas, 100 DUs are sufficient to support one field test and two main study samples in the smaller states, and 200 DUs are sufficient to support three samples in the larger sample states.

¹² CBSAs include metropolitan and micropolitan statistical areas, as defined in the following reference: Office of Management and Budget. (2009, December 1). *OMB Bulletin No. 10-02: Update of statistical area definitions and guidance on their uses*. Retrieved from <https://www.whitehouse.gov/sites/default/files/omb/assets/bulletins/b10-02.pdf>

¹³ The CBSA/SES indicator was defined using 2006-2010 American Community Survey (ACS) estimates, 2010 census data, and the December 2009 CBSA definition. Four categories are defined as follows: (1) CBSA/low SES, (2) CBSA/high SES, (3) non-CBSA/low SES, and (4) non-CBSA/high SES.

For the second stage of selection, adjacent census block groups were collapsed as needed within selected census tracts. Compared with prior years, the selection of census block group is an additional stage of selection that was added to facilitate possible transitioning to an address-based sample (ABS) design in the future. The block groups were required to have the same minimum number of DUs as the census tracts from which they were selected (150 or 250 in urban areas and 100 or 200 in rural areas, according to state). The resulting block groups were then sorted in the order in which they were formed, and one census block group¹⁴ was selected per selected census tract with probability proportionate to a composite size measure.

Because census block groups generally exceed the minimum DU requirement, one smaller geographic area was selected within each sampled census block group. For this third stage of sampling, each selected census block group was partitioned into small geographic areas composed of adjacent census blocks. These geographic clusters of blocks are referred to as *segments* and are the tertiary sampling units (TSUs) for the coordinated sample design. A sample *dwelling unit* in NSDUH refers to either a housing unit or a group quarters listing unit, such as a dormitory room or a shelter bed. To support the overlapping sample design and any special supplemental samples or field tests that SAMHSA might wish to conduct, segments were formed to contain a minimum of 150 or 250 DUs in urban areas and 100 or 200 DUs in rural areas, according to state.

One segment was selected within each sampled census block group with probability proportionate to size. The 48 selected segments then were randomly assigned to a survey year and quarter of data collection.

Selection of Dwelling Units

The primary objective of the fourth stage of sample selection (listing units) was to select the minimum number of DUs needed in each segment to meet the targeted sample sizes for all age groups. For the 2014 through 2017 NSDUHs, each state sample will be allocated to age groups as follows: 25 percent for youths aged 12 to 17, 25 percent for young adults aged 18 to 25, 15 percent for adults aged 26 to 34, 20 percent for adults aged 35 to 49, and 15 percent for adults aged 50 or older. In the 2005 through 2013 NSDUHs, the sample was allocated equally across the 12 to 17, 18 to 25, and 26 or older age groups. The 2014 through 2017 design places more sample in the 26 or older age groups to estimate drug use and related mental health measures more accurately among the aging drug use population. The size measures used in selecting the area segments were coordinated with the DU and person selection process so that a nearly self-weighting sample could be achieved in each of the five age groups. Departures from the self-weighting objective occurred for several reasons, including the following: (a) advance projections on the number of DUs did not accurately reflect the current housing inventory; (b) maximum DU sample sizes were preset to control the interviewer workload and to allow unused addresses to be available for the next year's survey; and (c) the person selection probabilities were constrained so that no more than two individuals could be selected per DU. An iterative sample allocation process was followed to adjust for these additional constraints.

¹⁴ For the remainder of the discussion, second-stage sampling units are referred to as "census block groups" even though each second-stage sampling unit contains one or more census block groups.

In addition, the DU sample allocation in each area segment was adjusted to allow for DU eligibility, for screening nonresponse, and for person nonresponse.

In advance of the survey period, specially trained listers had visited each area segment and listed all addresses for housing units and eligible group quarters units in a prescribed order. Systematic sampling was used to select the allocated sample of addresses from each segment.¹⁵

Selection of Individuals

During each quarterly survey, field interviewers (FIs) visited each sample address to determine DU eligibility, to list all eligible individuals at the address, to select the sample of individuals to be interviewed, and to conduct interviews. Unlike the 2005 through 2013 NSDUHs, the "half-open" interval (HOI) rule was not implemented in the 2014 NSDUH. This special procedure identified any new (since the time of listing) housing units or any DUs missed during the advance listing process. Any new or missed DUs following immediately after a sample DU and up to, but not including, the next initially listed address in the prescribed order of listing also were included in the sample. Eliminating the HOI rule in 2014 decreased the burden on interviewers and simplified training and the screening process. This decrease in burden outweighed the small amount of coverage afforded by the HOI rule. Because the majority of missed DUs are found on the premises of sampled DUs, the 2014 NSDUH had in place a procedure for checking for and adding missed DUs on the premises of sampled DUs. During the screening interview, FIs asked the screening respondent about other units on the property of the selected DU. If missing from the original list, these DUs also were included in the sample.

The FIs used a handheld computer to record the results of the DU screening process and to select the sample of respondents. They recorded the results of each call, the final eligibility status of the DU, and information on new and missed DUs. If a sample address was an eligible occupied DU, the FIs also conducted a screening interview to identify and roster all survey-eligible individuals residing at the address. When the roster was complete, the computer was programmed to select the sample of individuals to be interviewed using parameters specified for that area segment and a random number specified for that address.

Data collection progress was monitored during each quarterly survey by state. Small reserve samples were held back each quarter so that the assigned sample size could be adjusted if necessary during the course of data collection.

Sample Design Variables

The sample for the 2014 NSDUH was selected using a multistage, deeply stratified sample design. The variables on the full restricted-use analytic data file represent each stage of

¹⁵ This had the effect of creating noncompact clusters (selection from a list), which differ from compact clusters in that not all units within the cluster are included in the sample. Although compact cluster designs are less costly and more stable, a noncompact cluster design was used because it provides for greater heterogeneity of dwellings within the sample. Also, social interaction (contagion) among neighboring dwellings is sometimes introduced with compact clusters. See the following reference: Kish, L. (1965). *Survey sampling*. New York, NY: John Wiley.

sample selection (note that, to ensure the confidentiality of survey respondents, the sample design variables described in this section are not included on the public use file):

- Stage 1: The 2014 CAI design includes a sample from each of the 50 states plus the District of Columbia. SSRs were formed within each state based on composite size measures, roughly geographically partitioning the state into equally sized regions. A sample of 48 census tracts was selected within each SSR. Census tracts are considered the PSU and can be identified using the STATE, SSREGION, and SEGID¹⁶ variables. Only eight census tracts per SSR were used for the 2014 sample.
- Stage 2: For the second stage of selection, adjacent census block groups were aggregated within selected census tracts as necessary to form the second-stage sampling units. One census block group was selected per sampled census tract. A total of 48 census block groups was selected within each SSR. Census block group can be identified using the STATE, SSREGION, and SEGID variables. Eight census block groups per SSR, one from each sampled census tract, were used for the 2014 sample.
- Stage 3: The third stage of sampling consisted of partitioning the selected census block groups into smaller geographic areas, called "segments." Segments are defined by joining contiguous census blocks within each selected census block group and are similar to the units selected at the second stage of selection for the 2005 through 2013 surveys. Segments can be identified on the full restricted-use analytic data file¹⁷ using the SEGID variable.
- Stage 4: After census tracts, census block groups, and segments were selected, the fourth stage of selection consisted of selecting DUs within each segment. The DU selection rate was based on the state to which a particular segment belonged. State classification was utilized for computation of eligibility, screener and interview response rates, and expected person yield per DU. State classifications can be identified with the STATE variable, and DUs can be identified with the ENCCASE variable.
- Stage 5: At the last stage of selection, individuals were selected within screened DUs based on the age group composition of the DU residents. The person-level variable used to determine the selection included AGE. The full restricted-use analytic data file contains one record representing each responding selected person from stage 5 (67,901 individuals). To protect the confidentiality of these respondents, the full analytic file was treated using a statistical disclosure limitation method while ensuring that the data continue to be representative of civilian members of the noninstitutionalized population in the United States. The resulting public use data file contains 55,271 records.

¹⁶ One segment was selected from each sampled census block group within each sampled census tract, so the census tract, census block group, and segment can be identified by the SEGID variable.

¹⁷ NSDUH's Restricted-use Data Analysis System (R-DAS) data files are available online at <http://www.datafiles.samhsa.gov>. R-DAS is an online analytic system that allows analysts to produce cross-tabulations using restricted-use NSDUH data files. Restricted-use microdata are not accessible to analysts, but output from the analyses is available as long as the output does not violate any of the disclosure limitation rules that determine what output may be displayed.

A more detailed explanation of the sample design and sample selection procedures at each stage of the design appears in the *2014 NSDUH Methodological Resource Book*, which will be available in early 2016.¹⁸

Data Collection and Response Rates

The fieldwork for the 2014 NSDUH was directed by RTI staff members. RTI maintained a field staff of approximately 700 FIs to collect the data.

As noted above, a total final sample of 67,901 CAI interviews was obtained for the 2014 survey. Strategies for ensuring high rates of participation resulted in a weighted screening response rate of 81.94 percent and a weighted interview response rate for the CAI of 71.20 percent.

Throughout the course of the study, respondent anonymity and the privacy of responses were protected by separating identifying information from survey responses. Respondents were assured that their identities and responses would be handled in strict compliance with federal law. As discussed above, the questionnaire itself and the interviewing procedures were designed to enhance the privacy of responses, especially during segments of the interview in which questions of a sensitive nature were posed. Answers to sensitive questions were gathered using ACASI. During the ACASI portions of the interview, respondents listened to prerecorded questions through headphones and entered their responses directly into a computer without interviewers knowing how they were answering. At the conclusion of the ACASI section, the interview returned to the CAPI mode with the interviewer completing the questionnaire. Each respondent who completed a full interview was given \$30 in cash as a token of appreciation for his or her time.

A more detailed explanation of NSDUH's data collection procedures appears in the *2014 NSDUH Methodological Resource Book*, which will be available in early 2016.¹⁹

Sample Weights

The estimates yielded by NSDUH are based on sample survey data rather than on complete data for the entire population. This means that the data must be weighted to obtain unbiased estimates for survey outcomes in the population represented by the 2014 NSDUH. The "final analysis weight" of the i^{th} respondent, say w_i , can be interpreted as the number of sampling units in the NSDUH target population represented by the i^{th} respondent. The sum of the weights over all respondents is used to estimate the size of the total target population:

$$\sum_i w_i = \text{estimated size of target population,}$$

where the summation is over all respondents in the 2014 NSDUH.

¹⁸ Center for Behavioral Health Statistics and Quality. (in press). *2014 National Survey on Drug Use and Health: Methodological resource book*. Rockville, MD: Substance Abuse and Mental Health Services Administration.

¹⁹ See footnote 18.

Similar to the 2013 NSDUH, three sets of analysis weights at the person level, questionnaire dwelling unit (QDU) level, and person pair level were developed for the 2014 NSDUH. The person-level, QDU-level, and person pair-level analysis weights shared the same first 11 weight components at the screening dwelling unit (SDU) level. In addition to the 11 common weight components, QDU-level and person pair-level analysis weights had several specific weight components, and the final weights are the product of all the weight components. As in the 2013 NSDUH, all of the adults in the 2014 NSDUH sample received the WHODAS questions. Therefore, there was no need to have a separate adult mental health weight in the 2014 NSDUH because the person-level analysis weight could be used to produce the adult mental health estimates.

The person-level analysis weights (ANALWT_C) are the product of 16 weight components. Each weight component accounts for either a selection probability at a selection stage or an adjustment factor adjusting for nonresponse, coverage, or extreme weights. The sum of the weight over all respondents on the data file represents an estimate of the total number of individuals in the target population. In view of the use of weights as expansion factors in forming estimates, the weight can be interpreted as representing the total number of target population individuals each record on the file represents. For variance estimation, suitable software, such as SUDAAN®, should be used to take the sample design into account.²⁰ Similar to the 2013 NSDUH, the 2014 NSDUH used 2010 census-based population estimates in the poststratification adjustment.

Details of the weight components and the sample weighting procedures appear in the *2014 NSDUH Methodological Resource Book*, which will be available in early 2016.²¹

Organization of the Data File

The file described here is made available as an ASCII file with 3,148 variables and 55,271 observations. *Three program files are made available to read the ASCII file into SAS, SPSS, or Stata. The file also is made available as a SAS transport (CPORT) file, SPSS system file, Stata system file, and ASCII tab-delimited file. All of the data and program files are available from SAMHDA at <http://www.datafiles.samhsa.gov>.*

The overall organization of the file is shown in the Table of Contents of this document. Edited data from core drug modules make up the first portion of the file. Edited data from the noncore self-administered modules and demographic questions are in later sections. Variables from the noncore section contain missing data; see the section on Standard Code Conventions for a description of the codes given to different types of missing data. For each edited variable, the number of observations assigned a given missing data code is shown in the entry for that variable.

Imputation-revised drug use variables, as well as selected recoded versions of these variables, are included for core drug use variables. These imputed and recoded drug use variables are in separate sections following the edited core drug use variables. The recoded drug use

²⁰ In SUDAAN, the sample design is specified using the NEST statement. See the following reference: RTI International. (2012). *SUDAAN®, Release 11.0* [computer software]. Research Triangle Park, NC: Author.

²¹ See footnote 18.

variables include indicators for lifetime, past year, and past month substance use. The imputation-revised core drug use variables served as the starting point for the recoded core drug use variables. Imputation-revised core and noncore demographic variables also are included toward the end of the codebook. Missing values for all imputation-revised variables from the core drug modules have been imputed using the statistical imputation procedures described below. Imputation indicators are provided for each variable so that users may easily determine whether an observation contains data from the questionnaire or an imputed value. *Where imputed or recoded variables are provided, users are encouraged to use them to produce estimates rather than raw or edited variables from the interview.*

Edited variables from self-administered noncore modules comprise the next major section in the codebook. Intermixed between the noncore and core sections of the codebook are sections of recoded variables. The edited and/or imputed variables are used as source variables for the recoded variables. For example, edited variables from the section of the interview pertaining to symptoms of dependence or abuse (Substance Dependence and Abuse section in this codebook) were used to create recoded summary measures of dependence. Unlike variables in the core sections, however, imputation for missing data generally was not done prior to the recoding of noncore variables. Consequently, noncore recoded variables may still have missing values. The missing data codes contained in the source variables and defined in the Standard Code Conventions section of this codebook introduction are recoded to the standard missing code (.) for recoded variables. It is intended that cases containing these missing codes be excluded from an analysis.

Within the recoded sections of the codebook, detailed information is provided in the variable documentation about how levels of source variables are used to define recoded variables. Note that for recoded variables that include other-specify data or logically assigned data (as defined in the Standard Code Conventions section of this introduction), values may be listed in the documentation that do not exist for the current survey year. Because of fluctuations in the data, source variable values may not exist consistently across years. However, to aid in cross-year analyses, all possible source variable values have been retained in the documentation. For example, a recoded variable may document a "Yes" using both source variable values of 1 = Yes and 3 = Logically Assigned Yes, even if the 3 is not applicable for the current survey year. To alert users, notes have been placed at the top of recoded sections that contain variables that include source values even if they do not apply to the current survey year.

In many instances, the codebook itself also indicates in parentheses the question names that were most relevant for creating an edited variable. In particular, an important feature of the transition to CAI in 1999 was that respondents could be routed to different versions of a question based on prior information from the interview. As much as possible, the codebook shows key source variables that were used in creating edited, imputed, or recoded variables. For example, respondents who initiated use of a drug within 1 year of their current age were asked more

detailed questions about the year and month in which they first used that drug. Depending on their age, date of birth, and interview date, respondents could be routed to one of three possible questions to identify the year in which they first used a drug (e.g., CG04a, CG04b, or CG04c for cigarettes). Similarly, respondents could be routed to one of two possible questions to determine the month in which they first used a drug (e.g., CG04c and CG04d for cigarettes). To facilitate analyses, therefore, responses from these multiple year-of-first-use and month-of-first-use questions were combined into one single year-of-first-use variable and one single month-of-first-use variable for each drug, as shown for the variables CIGYFU and CIGMFU. For the most complete information about the logic for asking questions in the interview, however, data file users should refer to the questionnaire (for details, see this codebook's Introduction).

Usable Cases

A key step in the data processing procedures established the minimum item response requirements in order for cases to be retained for weighting and further analysis (i.e., "usable" cases). These procedures were designed to eliminate cases with unacceptable levels of item nonresponse (i.e., missing data), thereby retaining cases with lower levels of missing data and reducing the amount of statistical imputation needed for any given record.

The usable case criteria established for CAI were based on the completeness of information that respondents provided about their lifetime use or nonuse of different drugs. In CAI, respondents were asked more detailed questions about different drugs only if they reported lifetime use of that drug (or lifetime use of one or more drugs within a broader category, such as hallucinogens) on an initial "gate" question.²² Consequently, whether a CAI respondent was a lifetime user or nonuser of the drugs of interest could be readily determined by reviewing the respondent's answers to the gate question on lifetime use of that drug (or category of drugs).

The requirements for a CAI record to be considered usable are noted as follows:

1. The lifetime cigarette question (i.e., "Have you ever smoked part or all of a cigarette?") had to have been answered as "yes" or "no." This requirement was set so that lifetime use or nonuse would be fully defined for at least one substance. Consequently, data about lifetime use or nonuse of cigarettes could be used in subsequent statistical imputations for other drugs where lifetime use or nonuse was undefined.
2. Responses to questions on at least nine (9) of the following additional drugs had to contain information about lifetime use or nonuse: (a) chewing tobacco, (b) snuff, (c) cigars, (d) alcohol, (e) marijuana, (f) cocaine (in any form), (g) heroin, (h) hallucinogens,

²² In all modules except those pertaining to hallucinogens, inhalants, pain relievers, tranquilizers, stimulants, and sedatives, the logic for asking more detailed questions about use of that drug was based on the answer to a single "yes/no" question (e.g., "Have you ever, even once, used marijuana or hashish?"). In the hallucinogens through sedatives modules, the logic for asking more detailed questions about use of that category of drugs was based on respondents' answers to multiple "yes/no" questions about the lifetime use or nonuse of specific drugs within that category (e.g., lifetime use or nonuse of the specific hallucinogens lysergic acid diethylamide [LSD], phencyclidine [PCP], peyote, mescaline, psilocybin/mushrooms, Ecstasy [3,4-methylenedioxymethamphetamine, MDMA], or "any other" hallucinogen).

(i) inhalants, (j) pain relievers, (k) tranquilizers, (l) stimulants, and (m) sedatives. Crack cocaine was not included in the usable case rule because the logic for asking about crack cocaine was dependent upon the respondent having answered the lifetime cocaine question as "yes." Although the CAI instrument also asked about pipe tobacco, this was not included in the usable case rule because there was only one other question about pipe tobacco in addition to the lifetime pipe tobacco use question.²³

The interview also included follow-up probes for respondents who initially refused to answer a gate question or an entire series of gate questions. Follow-up probes were included in the following modules that were relevant to the usable case rule: cigarettes, chewing tobacco, snuff, cigars, alcohol, marijuana, cocaine, heroin, specific hallucinogens (i.e., LSD, PCP, and Ecstasy [MDMA]), the specific stimulant methamphetamine, and any use of inhalants, pain relievers, tranquilizers, stimulants, or sedatives (if respondents refused all lifetime use questions about these latter five drug categories). If respondents changed their initial refusal to a response of "yes" or "no," they were considered to have provided usable data to that drug's gate information.

For the hallucinogens through sedatives sections, respondents reported about use or nonuse of specific drugs within that category. For these sections, the requirement for reporting of lifetime use or nonuse was considered to have been satisfied if at least one lead lifetime question in the series was answered as "yes" or "no" (e.g., if at least one question in the hallucinogens series was answered as "yes" or "no" for hallucinogens). Similarly, in the inhalants, pain relievers, tranquilizers, stimulants, and sedatives sections, if respondents initially refused to answer all gate questions for a given drug but subsequently answered that drug's follow-up probe as "yes" or "no," they were considered to have satisfied the reporting requirement for that drug.

In addition, the CAI program terminated interviews during the initial demographics questions if respondents were ineligible for the survey (i.e., under age 12 or on active duty in the U.S. military). These ineligible cases by definition did not meet the usable case criteria because the interviews were terminated before the respondents were asked the first cigarette use question.

Logical Editing

For selected key variables, response data were reviewed to identify and address inconsistent data among related variables or to replace missing data with nonmissing values. The routing logic in the CAI instrument reduced the opportunities for respondents to give inconsistent answers by skipping respondents past questions that did not apply to them. The occurrence of inconsistent data was reduced further through the use of consistency checks built into the CAI program that prompted respondents to resolve inconsistencies between related items. Nevertheless, there still were limited situations in which respondents could answer one question in a manner that was inconsistent with their answer to a previous question.

²³ For a more detailed discussion of the development of the usable case requirements, see the following reference: Kroutil, L., & Myers, L. (2002). Development of editing rules for CAI substance use data. In J. Gfroerer, J. Eyerman, & J. Chromy (Eds.), *Redesigning an ongoing national household survey: Methodological issues* (HHS Publication No. SMA 03-3768, pp. 85-109). Rockville, MD: Substance Abuse and Mental Health Services Administration, Office of Applied Studies.

Logical editing was the first step in processing many of the variables on the file. This procedure used data within a respondent's record to identify and address inconsistencies among related variables within a given module of the interview (e.g., within the hallucinogens section). As part of this procedure, variables were identified that had been legitimately skipped because the condition(s) for asking the questions did not apply.

As a general principle, responses from one module (e.g., hallucinogens) were not used to edit variables in another module (e.g., inhalants).²⁴ For this reason, data in one module may not be completely consistent with data in other modules. Subsequent discussion about editing in this section focuses on key drug use variables.

Editing Procedure for Drug Use Variables

Logical editing and processing of drug use variables in the tobacco through the sedatives modules first involved identifying whether respondents had ever used or never used the drug of interest. That included situations in which respondents initially refused to answer a question about their lifetime use of a drug but then changed their answer to "yes" or "no" on follow-up. If respondents did not provide sufficient information about their use or nonuse of a particular drug (or drug category), their final status was assigned through statistical imputation procedures. If values pertaining to lifetime use or nonuse of a given drug were changed through the editing procedures, this editing was indicated through special codes that indicated that a response was logically inferred; documentation for these codes includes the phrase "LOGICALLY ASSIGNED." In the hallucinogens, inhalants, pain relievers, tranquilizers, stimulants, and sedatives modules, for example, respondents who did not report lifetime use of a specific drug (e.g., LSD) but specified use of it as "some other drug" were logically inferred to be lifetime users of that drug. In the psychotherapeutics modules (i.e., pain relievers, tranquilizers, stimulants, and sedatives), respondents whose only reported lifetime use involved over-the-counter medications were logically inferred to have never used that particular prescription-type psychotherapeutic drug.

After lifetime use or nonuse of a given drug had been determined, edits of the variables that established when respondents last used a drug of interest were probably the most critical. These edited recency-of-use variables were the precursors for the final, imputed measures that established the prevalence of use in the past 30 days, past 12 months, and lifetime.

The interview included follow-up probes for respondents who were lifetime users of a given drug but did not know or refused to report when they last used it. Respondents who initially did not know when they last used a drug were asked to give their "best guess" of when they last used it. Respondents who initially refused to report when they last used a drug were asked to reconsider answering the question. If respondents changed their initial answer of "don't know" or "refused" in response to these probes, the editing procedures incorporated data from

²⁴ One exception to the principle of not editing across modules involved situations in which responses in one module governed whether respondents were asked questions in another module. For example, if respondents reported never using heroin but they received substance abuse treatment in the past 12 months, they were not asked questions in the noncore substance treatment module about current or past year treatment for heroin. Consequently, codes could be assigned to indicate that the respondents skipped out of the heroin treatment data because they had never used it.

these probes into the final, edited recency-of-use variables. For example, if respondents initially refused to report when they last used a drug but then reported last using it more than 30 days ago but within the past 12 months, their edited recency indicated use in that period, in the absence of any information that was inconsistent with what they reported in the probe (see below).

Situations were identified and flagged in which there were inconsistencies between a respondent's answer to a drug's recency question (or the answer in a follow-up probe) and other data in that module. For example, it would be inconsistent for a respondent to report last using a drug "more than 12 months ago" but also to report having first used it at his or her current age. These inconsistencies then were addressed by statistically imputing final values for the affected recency variable and the other variable(s) where the data were inconsistent with the respondent's original answer to the recency question.

Again, if values pertaining to the period when respondents last used a drug were changed through the editing procedures, special codes were assigned to indicate that these edits had been done. The documentation for these codes included the phrase "LOGICALLY ASSIGNED." For example, a code of 8 in a drug's recency-of-use variable means "Used at some point in the past 12 months LOGICALLY ASSIGNED." Specifically, if a respondent reported using a drug more than 30 days ago but within the past 12 months but other data suggested that the respondent may have used the drug more recently, this code of 8 indicated that at least it could be inferred that the respondent was a user in the past 12 months (and potentially more recently). Similarly, a code of 9 ("Used at some point in lifetime LOGICALLY ASSIGNED") indicated that the respondent was potentially a user in any period that was asked about for that particular drug, including the past 30 days. In particular, respondents were assigned a code of 9 if they initially answered "don't know" or "refused" to a drug's recency question and continued on follow-up to answer "don't know" or "refused" regarding when they last used it.

Details of the editing procedures for the drug use variables in 2014 will appear in the *2014 NSDUH Methodological Resource Book*, which will be available in early 2016.²⁵

Standard Code Conventions

Generally, the following codes have the same (or consistent) meanings across all variables. Exceptions are noted in the documentation for individual variables.

91 or 991 or 9991, etc.	=	NEVER USED [DRUG(s) OF INTEREST]
93 or 993 or 9993, etc.	=	USED [DRUG] BUT NOT IN THE PERIOD OF INTEREST
94 or 994 or 9994, etc.	=	DON'T KNOW
97 or 997 or 9997, etc.	=	REFUSED
98 or 998 or 9998, etc.	=	BLANK (i.e., not answered; not asked the question)
99 or 999 or 9999, etc.	=	LEGITIMATE SKIP

²⁵ See footnote 18.

The following analogous codes also were assigned as part of the logical editing process:

- | | | |
|----------------------------|---|--|
| 81 (or 981, 9981, etc.) | = | NEVER USED [DRUG(s) OF INTEREST] Logically assigned |
| 83 (or 983, 9983, etc.) | = | USED [DRUG] BUT NOT IN THE PERIOD OF INTEREST Logically assigned |
| 85 (or 985, 9985, etc.) | = | BAD DATA Logically assigned (i.e., usually inconsistent with other data) |
| 89 (or 989, or 9989, etc.) | = | LEGITIMATE SKIP Logically assigned |

The codes of 81, 83, 85, and 89 were given values in the 80s to signify that existing values were overwritten during editing. For example, if a respondent was somehow routed into the youth experiences module but that respondent was subsequently classified as being 18 or older, any answers that the respondent gave in the youth experiences module were overwritten with codes of 89 (or 989, etc.). These codes signify that this adult respondent logically was not eligible to be asked the youth experiences questions.

Codes of 85 (or 985, etc.), 94 (or 994, etc.), 97 (or 997, etc.), and 98 (or 998, etc.) are codes for missing data. In particular, codes of 98 (i.e., blank) could occur in the data for the following reasons:

- the respondent broke off the interview before reaching a particular question or section;
- the CAI program allowed the respondent to hit the ENTER key without providing a response (typically, in situations where respondents were asked to specify something, such as the name of some other drug that they had used); or
- the CAI program skipped the respondent past a question, but there was some uncertainty as to whether the skipped question applied or did not apply to the respondent (e.g., if subsequent questions about a drug were skipped because the respondent did not know whether he or she ever used that drug).

Statistical Imputation

Statistical imputation refers to the substitution of acceptable estimated values for missing values. These imputed values cannot be directly distinguished from nonimputed values. Using statistical imputation, missing data were replaced with nonmissing values for selected variables. These variables can be identified in the codebook by their labels, within which can be found the words "IMPUTATION REVISED." In addition, most imputation-revised variables have names with the prefix "IR." (The imputation-revised employment status variable EMPSTATY is an exception to this rule. Also, although no missing data are possible for gender, the "IR" prefix for IRSEX is maintained for continuity with past years.) Associated indicator variables tell the user which values are imputed and which ones are not. These indicator variables have the words "IMPUTATION INDICATOR" in their labels and are identified with the prefix "II." For some imputation-revised variables, additional imputation indicators are available, identified with the prefix "II2," giving more details about the source of the imputed or logically assigned value.

In most cases, the imputation-revised variable can be traced to a specific question in the questionnaire. However, the imputation-revised variable occasionally corresponds to an edited variable that was derived from several questions in the questionnaire.

With the 2014 survey, the core drug use variables are recency of use, frequency of use in the past 12 months, frequency of use in the past 30 days, and age at first use. Age of first daily cigarette use and binge drinking frequency²⁶ in the past 30 days are also core drug use variables. Imputation of missing values in these core drug use variables was accomplished using an imputation procedure developed specifically for the survey in 1999 and called predictive mean neighborhood (PMN), which is a combination of model-assisted and nearest neighbor hot-deck imputation methods. The PMN method also was used in the 2014 survey to impute missing values in the core demographic, employment status, immigrant status, income, insurance, and roster-derived household composition variables, as well as variables associated with responding pairs. One group of variables for which the PMN method was not used is nicotine dependence. Instead, a weighted least squares regression was used to obtain continuous predicted means, which in turn were used directly as imputed values for this set of variables. More details on the methods used for imputation appear in the *2014 NSDUH Methodological Resource Book*, which will be available in early 2016.²⁷

For all imputation-revised variables except those associated with nicotine dependence, the levels within the variables are limited to the valid responses in the interview itself. If neither editing nor imputation was required for any of these variables, the levels for the edited and imputation-revised variables are the same, with each level corresponding to a valid interview response. If an edited variable has a logically assigned value for which no imputation was required, that logically assigned value was converted to the associated valid interview response in the imputation-revised variable. Finally, levels in the edited variable that do not correspond to a valid interview response indicate that the information available for that respondent was incomplete and, consequently, imputation was required. In the imputation-revised variable, these levels were replaced by imputed values corresponding to valid interview responses, which were made consistent with any preexisting information related to that variable. Examples of levels indicating incomplete information include "bad data," "don't know," and "refused." Also, in the case of recency of use, some levels in the edited variable describe a more general recency than was designated from a valid interview response, which, in the imputation-revised variable, were replaced by imputed values consistent with the general recency level.

Imputation Indicators

For each variable that includes imputed values, concomitant indicator variables distinguish imputed from nonimputed values. These associated variables have names nearly identical to the imputation-revised variables, except that the IR prefix was replaced by an II or an II2. In general, the imputation indicator variables with the II prefix have three levels:

²⁶ Binge alcohol use is defined as drinking five or more drinks on the same occasion (i.e., at the same time or within a couple of hours of each other) on at least 1 day in the past 30 days. Heavy alcohol use is defined as drinking five or more drinks on the same occasion on each of 5 or more days in the past 30 days; all heavy alcohol users are also binge alcohol users.

²⁷ See footnote 18.

- 1 = From interview
- 2 = Logically assigned
- 3 = Statistically imputed.

These levels indicate whether the imputation-revised variable's value originated from interview responses, was logically assigned in the editing process, or was imputed. In some cases, the skip logic inherent in the CAI prevented a respondent from answering certain questions because of his or her responses to previous questions. For the drug use variables, if a respondent had been skipped out of a question, the response in the imputation-revised variables is coded as "never used" or is coded to indicate that the respondent had not used in the relevant time period. For other variables where this occurred, the imputation-revised variable has a level with a label indicating a legitimate skip. The imputation indicators associated with these variables also have an additional level, which likewise has a label indicating a legitimate skip. Typically, this level is given as 9 (= Legitimate skip), often with an accompanying explanation for the skip.

The variables that have an additional set of imputation indicators, as denoted by the prefix "II2," are IRHOGRP4, EMPSTAT4, EMPSTATY, and the recency and frequency of drug use variables. For IRHOGRP4, the II2 variable is simply a more detailed description of the sources of information for these variables. For EMPSTAT4 and EMPSTATY, the II2 variables provide more details about the constraints on imputed values, where the legitimate skip levels are equivalent to those given by the II variables. The drug use II2 variables are a result of the implementation of the flag-and-impute editing procedures on the recency-of-use data. Greater details on these editing procedures are given in the Logical Editing section in this introduction. With these editing procedures, inconsistent responses in the recency-of-use variables were replaced by more general, consistent responses. Subsequently, the specific responses then were imputed. If the response from a recency-of-use variable was considered partially known, such as past year use of a given drug with the more specific recency unknown, imputed values had to be limited to what was consistent with this incomplete information. The types of partial information available for a given variable are as follows:

- 8 = Used at some point in the past 12 months LOGICALLY ASSIGNED
- 9 = Used at some point in lifetime LOGICALLY ASSIGNED
- 14 = Used more than 12 months ago LOGICALLY ASSIGNED
- 19 = Used more than 30 days ago LOGICALLY ASSIGNED
- 29 = Used more than 30 days ago but in the past 3 years LOGICALLY ASSIGNED
- 39 = Used within the past 3 years LOGICALLY ASSIGNED.

The last four levels (14, 19, 29, and 39) are for tobacco product use only. In the imputation indicator for drug use variables, level 3 indicates statistical imputation, but no detail is given regarding any available partial information. The II2 variable breaks out the II level 3 into the following levels:

- 3 = Statistically imputed data - lifetime use imputed
- 4 = Statistically imputed data - edited recency = 9

- 5 = Statistically imputed data - edited recency = 8
- 6 = Statistically imputed data - edited recency = 19
- 7 = Statistically imputed data - edited recency = 14
- 8 = Statistically imputed data - edited recency = 29
- 9 = Statistically imputed data - edited recency = 39.

Constraints and Consistency

The imputation of missing values in the core demographics and drug use variables was subject to numerous constraints to ensure that imputed values would be consistent with preexisting, nonmissing values. For multivariate analyses, the imputation-revised variables should be used as long as these variables all come from the core section of the interview. On the other hand, no attempt was made to ensure consistency between the imputation-revised core and noncore variables. Therefore, for analyses of relationships requiring imputation-revised variables from both the core and noncore sections of the interview, simultaneous use of these variables may not be appropriate.

Variance Estimation of Totals

Prevalence rates are the proportions of the population who exhibit characteristics of interest (such as substance use). Let \hat{p}_d represent the prevalence rate of interest for domain d . Then \hat{p}_d would be defined as the ratio

$$\hat{p}_d = \frac{\hat{Y}_d}{\hat{N}_d},$$

where $\hat{Y}_d = \sum_{i \in S} w_i \delta_i y_i$, which represents the estimated number of individuals exhibiting the characteristic of interest in domain d ; $\hat{N}_d = \sum_{i \in S} w_i \delta_i$, which represents the estimated population total for domain d ; S represents the sample; w_i represents the analysis weight; δ_i represents an indicator variable that is defined as 1 if the i th sample unit is in domain d and is equal to 0 otherwise; and y_i represents an indicator variable that is defined as 1 if the i th sample unit exhibits the characteristic of interest and is equal to 0 otherwise.

The sampling error of an estimate is the error caused by the selection of a sample instead of conducting a census of the population. The sampling error may be reduced by selecting a large sample and/or by using efficient sample design and estimation strategies, such as stratification, optimal allocation, and ratio estimation. The use of probability sampling methods in NSDUH allows estimation of sampling error from the survey data. The standard errors (SEs, which are the square roots of the variances) are used to identify unreliable estimates and to test for the statistical significance of differences between estimates.

Suitable software packages, such as SUDAAN,²⁸ can be used to calculate direct estimates of \hat{Y}_d and \hat{N}_d (and, therefore, \hat{p}_d) and also can be used to estimate their respective SEs.

Although the SEs of estimates of means and proportions can be calculated appropriately in software (such as SUDAAN) using a Taylor series linearization approach, SEs of estimates of totals may be underestimated in situations where the domain size is poststratified to data from the U.S. Census Bureau.

When the domain size, \hat{N}_d , is free of sampling error, an appropriate estimate of the SE for the total number of individuals with a characteristic of interest is

$$SE(\hat{Y}_d) = \hat{N}_d SE(\hat{p}_d).$$

This approach is theoretically correct when the domain size estimates, \hat{N}_d , are among those forced to match their respective U.S. Census Bureau population estimates through the weight calibration process.²⁹ In these cases, \hat{N}_d is not subject to a sampling error induced by the NSDUH design. For estimated domain totals, \hat{Y}_d , where \hat{N}_d is not fixed (i.e., where domain size estimates are not forced to match the U.S. Census Bureau population estimates), this formulation still may provide a good approximation if it can be assumed that the sampling variation in \hat{N}_d is negligible relative to the sampling variation in \hat{p}_d . This is a reasonable assumption for many cases in this study.

For various subsets of estimates, the above approach yielded an underestimate of the variance of a total because \hat{N}_d was subject to considerable variation. Because of this underestimation, alternatives for estimating SEs of totals can be implemented.

A "mixed" method approach can be used to improve the accuracy of SEs and to better reflect the effects of poststratification on the variance of total estimates. This approach assigns the method of SE calculation to domains (subgroups for which the estimates were calculated) so that all estimates among a select set of domains with fixed \hat{N}_d were calculated using the formula above, and all other estimates were calculated directly in SUDAAN. The set of domains considered controlled (i.e., those with a fixed \hat{N}_d) was restricted to main effects and two-way interactions in order to maintain continuity between years. The use of such SEs did not affect the SE estimates for the corresponding proportions because all SEs for means and proportions are calculated directly in SUDAAN. [Table 1](#) contains a list of domains with fixed \hat{N}_d for the public use file.

²⁸ See footnote 20.

²⁹ See footnote 18.

Table 1. Demographic Domains Forced to Match Their Respective U.S. Census Bureau Population Estimates through the Public Use File Weight Calibration Process: 2014

Main Effects	Two-Way Interactions
Age Group 12-17 18-25 26-34 35+ All Combinations of Groups Listed Above ¹ Gender Male Female Race/Ethnicity Hispanic or Latino Not Hispanic or Latino, White Not Hispanic or Latino, Black Not Hispanic or Latino, Others	Age Group × Gender (e.g., Males Aged 12 to 17)

¹Combinations of the age groups (including but not limited to 12 or older, 18 or older, 26 or older, and 35 or older) also were forced to match their respective U.S. Census Bureau population estimates through the weight calibration process.

Source: SAMHSA, Center for Behavioral Health Statistics and Quality, National Survey on Drug Use and Health, 2014.

Statistical Significance of Differences

Due to the 2002 NSDUH methodology changes, the 2002 data constitute a new baseline for tracking trends in substance use and other measures. *As noted previously, it is not considered appropriate to make comparisons of the 2002 through 2014 CAI estimates with 2001 and earlier NHSDA estimates to assess changes in substance use over time. If comparisons such as these are made, it is recommended that they be interpreted with caution.* For a more detailed description of the changes to the 2002 NSDUH methodology, see Appendix C of the *Results from the 2002 National Survey on Drug Use and Health: National Findings*.³⁰

Customarily, the observed difference between estimates is evaluated in terms of its statistical significance. Statistical significance is based on the *p* value of the test statistic and refers to the probability that a difference as large as that observed would occur due to random variability in the estimates if there were no difference in the prevalence estimates for the population groups being compared. The significance of observed differences is generally reported at the 0.05 and 0.01 levels when the *p* value is defined as less than or equal to the designated significance level.

³⁰ Office of Applied Studies. (2003). *Results from the 2002 National Survey on Drug Use and Health: National findings* (HHS Publication No. SMA 03-3836, NSDUH Series H-22). Rockville, MD: Substance Abuse and Mental Health Services Administration.

When comparing prevalence estimates, one can test the null hypothesis (no difference between prevalence estimates) against the alternative hypothesis (there is a difference in prevalence estimates) using the standard difference in proportions test expressed as

$$Z = \frac{\hat{p}_1 - \hat{p}_2}{\sqrt{\text{var}(\hat{p}_1) + \text{var}(\hat{p}_2) - 2\text{cov}(\hat{p}_1, \hat{p}_2)}},$$

where \hat{p}_1 = first prevalence estimate, \hat{p}_2 = second prevalence estimate, $\text{var}(\hat{p}_1)$ = variance of first prevalence estimate, $\text{var}(\hat{p}_2)$ = variance of second prevalence estimate, and $\text{cov}(\hat{p}_1, \hat{p}_2)$ = covariance between \hat{p}_1 and \hat{p}_2 . Note that the first and second prevalence estimates may take the form of prevalence estimates from two different survey years (e.g., 2013 and 2014, respectively), prevalence estimates from sets of combined survey data (e.g., 2011-2012 annual averages and 2013-2014 annual averages, respectively), or prevalence estimates for populations of interest within a single survey year.

Under the null hypothesis, Z is asymptotically distributed as a normal random variable. Therefore, calculated values of Z can be referred to the unit normal distribution to determine the corresponding probability level (i.e., p value). Because the covariance term between the two estimates is not necessarily zero, SUDAAN³¹ may be used to compute estimates of Z along with the associated p values such that the covariance term is calculated by taking the sample design into account. A similar procedure and formula for Z is used for testing between the estimated totals.

When comparing population subgroups defined by three or more levels of a categorical variable, log-linear chi-square tests of independence of the subgroup and the prevalence variables should be conducted first to control the error level for multiple comparisons. If Shah's Wald F test (transformed from the standard Wald chi-square and computed in SUDAAN) indicates overall significant differences, the significance of each particular pairwise comparison of interest should be tested using SUDAAN analytic procedures to properly account for the sample design.³²

If SUDAAN is not available to compute the significance testing, using published estimates can provide similar testing results. When comparing prevalence rates shown with SEs, t tests that assume independence for the difference of proportions can be performed and usually will provide the same results as tests performed in SUDAAN. However, where the p value is close to the predetermined level of significance, results may differ for two reasons: (1) the covariance term is included in the SUDAAN tests, whereas it is not included in t tests that assume independence; and (2) the reduced number of significant digits shown in the published estimates may cause rounding errors in the t tests assuming independence.

Although not generated in all NSDUH publications, some publications do include sampling error in the form of 95 percent confidence intervals (CIs). CIs for NSDUH are computed using degrees of freedom (df) and critical values of the t -distribution, which will

³¹ See footnote 20.

³² See footnote 20.

change dependent on which sample of data is being analyzed. For more information about computing CIs and *df*, see Sections 8 and 6, respectively, in the 2013 statistical inference report.³³ In terms of testing for differences between prevalence rates shown with 95 percent CIs, it is important to note that two overlapping 95 percent CIs do not imply that their rates are statistically equivalent at the 5 percent level of significance.³⁴

Use of Sample Weights and Sample Design Variables

Data file users who wish to analyze data from multiple survey years, including 2014 (e.g., 2002 through 2014³⁵), should first sort the combined data by the sample design variables VESTR (variance estimation [pseudo] stratum) and VEREP (variance estimation [pseudo] replicate within stratum). These variables then are specified in a software package, such as SUDAAN, to automatically account for the 50 percent overlap between successive years when estimating variances and SEs. The final person-level analysis weight on the data file should be used when analyzing data for any single year or when comparing estimates between years within a combined file containing data from multiple years. However, estimation of the annual average number of individuals who have engaged in a particular behavior based upon pooled data from multiple years requires adjustment to the analysis weights. These adjusted weights would be created as the final weight divided by the number of years of combined data (e.g., the person-level weight divided by 13 for estimates based on the combined 2002 through 2014 data).

If a data file user is interested in generating estimates using some combination of quarter-level data, a sample weight can be created using the person-level analysis weight as follows:

$$\begin{aligned} \text{New Weight} &= (4/q) * \text{Person-Level Analysis Weight} && \text{If the record represents a respondent in one of the quarters of interest} \\ &= 0 && \text{Otherwise, ...} \end{aligned}$$

where *q* = total number of quarters in the domain of interest.

For example, if one is interested in generating estimates for the first quarter of 2014, an appropriate sample weight would be constructed as follows:

$$\begin{aligned} \text{New Weight} &= (4/1) * \text{Person-Level Analysis Weight} && \text{If the record represents a respondent in quarter 1} \\ &= 0 && \text{If the record represents a respondent in quarters 2, 3, or 4.} \end{aligned}$$

³³ Center for Behavioral Health Statistics and Quality. (2015). *2013 National Survey on Drug Use and Health: Methodological resource book (Section 13, Statistical inference report)*. Rockville, MD: Substance Abuse and Mental Health Services Administration.

³⁴ For additional information, see the following reference: Payton, M. E., Greenstone, M. H., & Schenker, N. (2003). Overlapping confidence intervals or standard error intervals: What do they mean in terms of statistical significance? *Journal of Insect Science*, 3, 34. doi:<http://dx.doi.org/10.1673/031.003.3401>. Also see the following reference for further details: Schenker, N., & Gentleman, J. F. (2001, August). On judging the significance of differences by examining the overlap between confidence intervals. *American Statistician*, 55(3), 182-186. doi:10.1198/000313001317097960

³⁵ Changes in the sample design are accounted for in the sample design variables. Therefore, it is appropriate to combine 2002 through 2013 data with data from 2014 and onward.

If one is interested in generating estimates for the first half of 2014 (quarters 1 and 2), an appropriate sample weight would be constructed as follows:

New Weight = (4/2) * Person-Level Analysis Weight	If the record represents a respondent in quarters 1 or 2
= 0	If the record represents a respondent in quarters 3 or 4.

In years when a split-sample design is implemented, a special weight is developed for the split samples. When analysis with pooled data from multiple years is conducted, analysts should check the documents for that specific year on how to use the analysis weights in order to use a proper analysis weight for the pooled data analysis.

For example, in the 2004 NSDUH, adult respondents aged 18 or older were split approximately evenly, where respondents in sample A were administered the full adult mental health module as it had been administered in 2002 and 2003, and respondents in sample B were administered a short version of the adult mental health module in addition to the adult depression module as it was administered in 2005, 2006, and 2007. Thus, analyses using 2004 data from either the adult mental health module (renamed to the psychological distress module in 2005, 2006, and 2007) or the adult depression module need to be conducted using a different weight variable. For 2004, analyses that include the adult mental health variables for MDE and/or unadjusted SPD should involve the following: (1) Select either sample A or sample B by using the ADLTSAMP variable (ADLTSAMP = 1 corresponds to sample A, and ADLTSAMP = 2 corresponds to sample B) to restrict the analysis to the appropriate half sample; (2) when combining 2004 adult half-sample data with data for survey years that have comparably defined adult mental health variables, the weight variable (SPD analysis weight for 2004 and the person-level analysis weight for the other years in the analysis) should be divided by the total number of years in the analysis.

Confidentiality of Data

To protect the confidentiality of respondents to the 2014 NSDUH, the full analytic file of 67,901 individuals was treated using a statistical disclosure limitation method called MASSC,^{36,37,38} which consists of the following four major steps: **Micro Agglomeration**, optimal probabilistic **Substitution**, optimal probabilistic **Subsampling**, and optimal sampling weight **Calibration**. All directly identifying information (such as name, phone number, and address) on

³⁶ Singh, A. C. (2002). *Method for statistical disclosure limitation* (U.S. Patent Application Pub. No. US 2004/0049517A1). Research Triangle Park, NC: RTI International. The patent was granted in June 2006 (Patent No. US7058638B2).

³⁷ Singh, A. C., Yu, F., & Duntelman, G. H. (2003). MASSC: A new data mask for limiting statistical information loss and disclosure. In *Proceedings of the Joint UNECE/EUROSTAT Work Session on Statistical Data Confidentiality, Luxembourg* (Working Paper No. 23, pp. 373-394). Geneva, Switzerland: United Nations Statistical Commission and Economic Commission for Europe Conference of European Statisticians, European Commission Statistical Office of the European Communities (EUROSTAT).

³⁸ Singh, A., Yu, F., & Wilson, D. H. (2004, August). Measures of information loss and disclosure risk under MASSC treatment of micro-data for statistical disclosure limitation. In *Proceedings of the 2004 Joint Statistical Meetings, American Statistical Association, Section on Survey Research Methods, Toronto, Canada* (pp. 4374-4381). Alexandria, VA: American Statistical Association.

the file was eliminated. In addition, census region, state, and other geographic identifiers were removed. Moreover, the household link between respondents from the same household was not included in the public use file.

All of the variables on the file were reviewed for the possibility of identifying a respondent by combining a number of them at one time. Variables considered to have a high potential of personal identification, as well as a high value for analysis, were treated by standard procedures of categorization and top-and-bottom coding. Using the selected key identifying variables, the data were partitioned into risk strata to control for level of treatment in the micro agglomeration step. In addition, two other techniques were used in MASSC to introduce sufficient uncertainty for anyone who attempted to identify an individual and his or her confidential responses. First, on a random basis, a sample of records was drawn, and variables were substituted from a similar donor record. This step, referred to as substitution, introduces uncertainty about the identity of a record in the database. This process makes it difficult for an intruder to be certain that any record corresponds to a specific individual because some of the variables used to identify the record may have come from other individuals. Second, a portion of the records was randomly removed from the file to reduce the probability of determining that any known respondent was in the public use file. This step, referred to as subsampling, introduces further uncertainty about the presence of a target record in the database. The result is that there is a very small probability of identifying an individual from the file.

Substitution and subsampling were done while simultaneously constraining the resultant file to a minimal increase in bias and a minimal decrease in precision for numerous estimates of drug use prevalence across a number of domains. In addition, the weights on the final file were recalibrated to known totals from the full restricted-use analytic file so as to minimize the decrease in precision owing to the two techniques. Under the MASSC framework, both disclosure risk and information loss are controlled and measured simultaneously.

A further disclosure control procedure includes the treatment of the design variables (VESTR and VEREP). These stratum and replicate identifiers were treated by coarsening, substitution, and scrambling. For the 2014 public use file, the variance estimation stratum variable VESTR was aggregated into 50 pseudo-strata due to sample redesign (see the section on Changes to NSDUH for 2014), whereas in 2013 and prior years, there were 60 pseudo-strata. In addition, certain variables were recoded (e.g., by collapsing of rare levels) or locally suppressed (e.g., by setting to missing values) for confidentiality reasons.

A number of variables were reviewed after the above process was completed in order to determine the impact of these techniques on the bias and precision of estimates compared with those from the full (i.e., untreated or restricted-use) file. These variables included both variables for which partial records were substituted and other variables that were not perturbed. In addition, the change in precision in estimates was studied for 340 combinations of 34 domains and 10 response variables (e.g., the combination of past month alcohol use in the 12 to 17 age group). The ratio of the estimates from the full restricted-use file and the public use file was calculated for each domain and response variable combination. The average ratio over the 34 domains for the 10 response variables was within the 0.98 to 1.08 range. Similarly, to assess the decrease in precision, the SE was compared between the public use file and the full restricted-use file. For the 10 response variables, the average increase in SEs over the 34 domains was about

3 to 9 percent, with the exception of STMFLAG (stimulants ever used) and HALFLAG (hallucinogens ever used), which had an average increase in the SEs of about 12 and 13 percent, respectively.

These statistical disclosure limitation methods have been implemented in such a way that the public use file continues to be representative of civilian members of the noninstitutionalized population in the United States.

Public Use File Estimates and Standard Errors

The sampling weights on the public use file were adjusted for subsampling and calibrated with respect to 45 demographic domains. A sublist of the domains that match their respective U.S. Census Bureau population estimates can be found in [Table 1](#) (shown earlier). Note that the domains in Table 1 are different from those in Table B.1 of the report titled *2014 National Survey on Drug Use and Health: Methodological Summary and Definitions*³⁹ because of different adjustments applied to the weights on the public use file. Survey analysis software can be used with these weights, along with the sample design variables VESTR and VEREP, to estimate various parameters and their SEs. [Tables 2](#) and [3](#) show prevalence estimates and their SEs for certain demographic domains that were not included in the calibration constraints.

[Table 2](#) shows the ratio of prevalence estimates and SEs from the public use file subsample to the full sample for past month marijuana use, a relatively high prevalence drug. [Table 3](#) shows the same ratios for past year heroin use, a relatively low prevalence drug. The results are shown for seven demographic domains.

Table 2. Past Month Marijuana Prevalence and Standard Error Ratios of the Public Use File Subsample to the Full Sample, by Seven Domains: 2014

Domain	Prevalence Ratio	Standard Error Ratio
Non-Hispanic American Indian or Alaska Native	1.07	0.98
Non-Hispanic Native Hawaiian or Other Pacific Islander	0.98	1.00
Non-Hispanic Asian	0.95	1.14
Non-Hispanic Two or More Races	1.03	0.91
Household with Four Members	0.99	1.05
Household with Five Members	0.99	0.98
Household with Six or More Members	1.00	1.06

Note: *Ratio = (Public use file subsample estimate / Full sample estimate).*

Source: SAMHSA, Center for Behavioral Health Statistics and Quality, National Survey on Drug Use and Health, 2014.

³⁹ Center for Behavioral Health Statistics and Quality. (2015). *2014 National Survey on Drug Use and Health: Methodological summary and definitions*. Retrieved from <http://www.samhsa.gov/data/>

Table 3. Past Year Heroin Prevalence and Standard Error Ratios of the Public Use File Subsample to the Full Sample, by Seven Domains: 2014

Domain	Prevalence Ratio	Standard Error Ratio
Non-Hispanic American Indian or Alaska Native	1.08	1.06
Non-Hispanic Native Hawaiian or Other Pacific Islander	0.95	0.96
Non-Hispanic Asian
Non-Hispanic Two or More Races	1.20	1.33
Household with Four Members	1.06	1.19
Household with Five Members	1.12	1.03
Household with Six or More Members	1.04	0.98

Note: *Ratio = (Public use file subsample estimate / Full sample estimate)*. Missing cells are due to a zero-observed prevalence rate in certain race/ethnicity domains.

Source: SAMHSA, Center for Behavioral Health Statistics and Quality, National Survey on Drug Use and Health, 2014.

IDENTIFICATION

IDENTIFICATION

The following variable, QUESTID2, is a unique record identifier within a particular study year. The IDs may be repeated in other study years, so analysts should always consider the study year when using the QUESTID2. It should be noted that this variable was referred to as QUESTID in prior years.

QUESTID2 Len: 7 RESPONDENT IDENTIFICATION

The following variable, FILEDATE, represents the date the SAS data file was created.

FILEDATE Len: 10 CREATION DATE OF THE DATA FILE

TOBACCO

TOBACCO

These questions are about your use of tobacco products. This includes cigarettes, chewing tobacco, snuff, cigars, and pipe tobacco. The first questions are about cigarettes only.

Have you ever smoked part or all of a cigarette?

CIGEVER	Len: 1	EVER SMOKED A CIGARETTE	Freq	Pct
		1 = Yes	29212	52.85
		2 = No.....	26059	47.15

If one of your best friends offered you a cigarette, would you smoke it?

CIGOFRSM	Len: 2	IF BEST FRIEND OFFERED, WOULD YOU SMOKE CIG	Freq	Pct
		1 = Definitely Yes.....	18	0.03
		2 = Probably Yes	143	0.26
		3 = Probably Not.....	1525	2.76
		4 = Definitely Not.....	9796	17.72
		94 = DON'T KNOW.....	3	0.01
		97 = REFUSED	3	0.01
		99 = LEGITIMATE SKIP	43783	79.22

At any time during the next 12 months do you think you will smoke a cigarette?

CIGWILYR	Len: 2	DO YOU THINK YOU'LL SMOKE CIG IN NEXT 12 MOS	Freq	Pct
		1 = Definitely Yes.....	10	0.02
		2 = Probably Yes	89	0.16
		3 = Probably Not.....	1331	2.41
		4 = Definitely Not.....	10048	18.18
		94 = DON'T KNOW.....	6	0.01
		97 = REFUSED	4	0.01
		99 = LEGITIMATE SKIP	43783	79.22

How old were you the first time you smoked part or all of a cigarette?

CIGTRY	Len: 3	AGE WHEN FIRST SMOKED A CIGARETTE	Freq	Pct
		RANGE = 1 - 58.....	28895	52.28
		985 = BAD DATA Logically assigned	145	0.26
		991 = NEVER USED CIGARETTES	26059	47.15
		994 = DON'T KNOW.....	156	0.28
		997 = REFUSED	16	0.03

Did you first smoke part or all of a cigarette in [CURRENT YEAR - 1] or [CURRENT YEAR]?

Did you first smoke part or all of a cigarette in [CURRENT YEAR - 2] or [CURRENT YEAR - 1]?

In what month in [CURRENT YEAR] did you first smoke part or all of a cigarette?

CIGYFU	Len: 4	YEAR OF FIRST CIGARETTE USE - RECODE	Freq	Pct
		RANGE = 2012 - 2014.....	1399	2.53
		9985 = BAD DATA Logically assigned	161	0.29
		9989 = LEGITIMATE SKIP Logically assigned.....	83	0.15
		9991 = NEVER USED CIGARETTES	26059	47.15
		9994 = DON'T KNOW	160	0.29
		9997 = REFUSED.....	16	0.03
		9998 = BLANK (NO ANSWER).....	92	0.17
		9999 = LEGITIMATE SKIP	27301	49.39

TOBACCO

In what month in [CURRENT YEAR] did you first smoke part or all of a cigarette?

In what month in [YEAR FROM CG04a or CG04b] did you first smoke part or all of a cigarette?

CIGMFU	Len: 2	MONTH OF FIRST CIGARETTE USE - RECODE	Freq	Pct
		1 = January.....	118	0.21
		2 = February.....	98	0.18
		3 = March.....	96	0.17
		4 = April.....	88	0.16
		5 = May.....	91	0.16
		6 = June.....	156	0.28
		7 = July.....	151	0.27
		8 = August.....	107	0.19
		9 = September.....	107	0.19
		10 = October.....	120	0.22
		11 = November.....	89	0.16
		12 = December.....	87	0.16
		85 = BAD DATA Logically assigned.....	161	0.29
		89 = LEGITIMATE SKIP Logically assigned.....	83	0.15
		91 = NEVER USED CIGARETTES.....	26059	47.15
		94 = DON'T KNOW.....	246	0.45
		97 = REFUSED.....	21	0.04
		98 = BLANK (NO ANSWER).....	92	0.17
		99 = LEGITIMATE SKIP.....	27301	49.39

NOTE: This variable incorporates values from the two questions shown below. This variable also incorporates values from two probe questions that were asked when the respondent answered DON'T KNOW or REFUSED to the second question shown below.

Now think about the past 30 days - that is, from [DATEFILL] up to and including today. During the past 30 days, have you smoked part or all of a cigarette?

How long has it been since you last smoked part or all of a cigarette?

CIGREC	Len: 2	TIME SINCE LAST SMOKED CIGARETTES	Freq	Pct
		1 = Within the past 30 days.....	11597	20.98
		2 = More than 30 days ago but within the past 12 mos.....	2783	5.04
		3 = More than 12 months ago but within the past 3 yrs.....	2651	4.80
		4 = More than 3 years ago.....	11936	21.60
		8 = Used at some point in the past 12 mos LOG ASSN.....	11	0.02
		9 = Used at some point in the lifetime LOG ASSN.....	8	0.01
		11 = Used in the past 30 days LOGICALLY ASSIGNED.....	1	0.00
		14 = Used more than 12 months ago LOG ASSN.....	109	0.20
		19 = Used more than 30 days ago LOG ASSN.....	48	0.09
		29 = Used more than 30 dys ago but in pst 3 yr LOG ASSN.....	67	0.12
		39 = Used within the past 3 years LOGICALLY ASSIGNED.....	1	0.00
		91 = NEVER USED CIGARETTES.....	26059	47.15

During the past 30 days, that is since [DATEFILL], on how many days did you smoke part or all of a cigarette?

CIG30USE	Len: 2	HOW MANY DAYS SMOKED CIG IN PAST 30 DAYS	Freq	Pct
		RANGE = 1 - 30.....	11507	20.82
		91 = NEVER USED CIGARETTES.....	26059	47.15
		93 = DID NOT USE CIGARETTES IN THE PAST 30 DAYS.....	17594	31.83
		94 = DON'T KNOW.....	77	0.14
		97 = REFUSED.....	13	0.02
		98 = BLANK (NO ANSWER).....	21	0.04

TOBACCO

What is your best estimate of the number of days you smoked part or all of a cigarette during the past 30 days?

CG30EST	Len: 2	BEST EST. # DAYS SMOKED CIG PAST 30 DAYS	Freq	Pct
		1 = 1 or 2 days.....	12	0.02
		2 = 3 to 5 days.....	11	0.02
		3 = 6 to 9 days.....	12	0.02
		4 = 10 to 19 days.....	17	0.03
		5 = 20 to 29 days.....	6	0.01
		6 = All 30 days.....	24	0.04
		91 = NEVER USED CIGARETTES.....	26059	47.15
		93 = DID NOT USE CIGARETTES IN THE PAST 30 DAYS.....	17594	31.83
		94 = DON'T KNOW.....	7	0.01
		97 = REFUSED.....	1	0.00
		98 = BLANK (NO ANSWER).....	21	0.04
		99 = LEGITIMATE SKIP.....	11507	20.82

On the [CG07 days / CIGDKRE] you smoked cigarettes during the past 30 days, how many cigarettes did you smoke per day, on average?

CIG30AV	Len: 2	AVG # CIGS SMOKED PER DAY/ON DAY SMOKED	Freq	Pct
		1 = Less than one cigarette per day.....	1209	2.19
		2 = 1 cigarette per day.....	1324	2.40
		3 = 2 to 5 cigarettes per day.....	3347	6.06
		4 = 6 to 15 cigarettes per day (about 1/2 pack).....	3196	5.78
		5 = 16 to 25 cigarettes per day (about 1 pack).....	1977	3.58
		6 = 26 to 35 cigarettes per day (about 1 1/2 packs).....	378	0.68
		7 = More than 35 cigs per day (abt 2 packs or more).....	146	0.26
		91 = NEVER USED CIGARETTES.....	26059	47.15
		93 = DID NOT USE CIGARETTES IN THE PAST 30 DAYS.....	17594	31.83
		94 = DON'T KNOW.....	6	0.01
		97 = REFUSED.....	7	0.01
		98 = BLANK (NO ANSWER).....	28	0.05

TOBACCO

NOTE: The tobacco brand that respondents confirmed using most often in the past 30 days was recorded in the final 30-day brand variable for the type of tobacco.

CIG30BR2	Len: 4	CIG BRAND USED MOST OFTEN PAST MO - RECODE	Freq	Pct
		101 = Basic.....	112	0.20
		102 = Benson & Hedges.....	20	0.04
		104 = Camel.....	1410	2.55
		105 = Capri.....	15	0.03
		106 = Carlton.....	5	0.01
		107 = Doral.....	42	0.08
		109 = GPC.....	16	0.03
		111 = Kool.....	174	0.31
		112 = Marlboro.....	5023	9.09
		113 = Merit.....	7	0.01
		114 = Misty.....	65	0.12
		115 = Monarch.....	6	0.01
		117 = More.....	7	0.01
		118 = Newport.....	1933	3.50
		119 = Pall Mall.....	543	0.98
		120 = Parliament.....	106	0.19
		121 = Private Label.....	6	0.01
		122 = Salem.....	67	0.12
		123 = Vantage.....	5	0.01
		125 = Virginia Slims.....	87	0.16
		126 = Winston.....	93	0.17
		127 = Alpine.....	3	0.01
		130 = Best Value.....	4	0.01
		132 = Bugler (roll-your-own).....	38	0.07
		137 = Eve.....	4	0.01
		141 = L & M.....	212	0.38
		144 = Maverick.....	74	0.13
		147 = Old Gold.....	20	0.04
		149 = Pyramid.....	94	0.17
		152 = Saratoga.....	5	0.01
		158 = Top (roll-your-own).....	90	0.16
		161 = American Spirit.....	429	0.78
		169 = Bronson.....	5	0.01
		173 = Clove; brand unspecified.....	3	0.01
		175 = Djarum cigarettes, Djarum Splash.....	15	0.03
		178 = Dunhill cigarettes.....	3	0.01
		179 = Eagle.....	15	0.03
		193 = Kamel Red.....	3	0.01
		404 = Black & Mild.....	20	0.04
		419 = Phillies.....	3	0.01
		423 = Swisher Sweets.....	13	0.02
		429 = Al Capone.....	3	0.01
		492 = Prime Time Little Cigars.....	4	0.01
		507 = Red River.....	5	0.01
		519 = Buoy pipe tobacco.....	4	0.01
		810 = Electronic/smokeless cigarette; otherwise unspcfd.....	3	0.01
		1001 = Nat Sherman cigarettes.....	4	0.01
		1008 = Rave cigarettes.....	6	0.01
		1018 = USA Gold.....	139	0.25
		1020 = Waves.....	9	0.02
		1029 = Tourney.....	5	0.01
		1041 = Sonoma.....	30	0.05
		1048 = Carnival.....	7	0.01
		1064 = Seneca, cigarette company brand unspcfd.....	49	0.09
		1073 = Grand.....	3	0.01
		1083 = Liggett Select.....	14	0.03
		1086 = Smoker Friendly cigarettes.....	3	0.01
		1089 = Grand Prix.....	6	0.01
		1092 = Native.....	18	0.03
		1112 = Kentucky's Best.....	4	0.01
		1139 = 305's cigarettes.....	29	0.05
		1211 = Echo cigarettes.....	3	0.01
		1219 = Brave, The.....	6	0.01
		1221 = Cheyenne cigarettes.....	6	0.01
		1227 = Gambler (roll-your-own).....	10	0.02
		1268 = Decade.....	14	0.03
		1276 = Fortuna.....	17	0.03
		1283 = Rouseco Golden Harvest (roll-your-own).....	5	0.01
		1287 = Wild Horse cigarettes.....	8	0.01
		1296 = King Mountain.....	5	0.01

TOBACCO

1308 = Peter Stokkebye (roll-your own)	4	0.01
1313 = Criss cross (roll-your-own)	4	0.01
1314 = Premier (roll-your-own)	3	0.01
1324 = Kentucky Select (roll-your-own).....	5	0.01
1326 = Exeter	6	0.01
1335 = Good stuff (roll-your-own).....	15	0.03
1344 = Edgefield.....	5	0.01
1346 = Largo cigarette.....	3	0.01
1349 = Ohm rolling tobacco.....	5	0.01
1359 = Timeless Time	15	0.03
1361 = Time	15	0.03
1376 = Crown	10	0.02
1391 = West	3	0.01
1998 = Roll-your-own cigarette; brand unspecified.....	42	0.08
1999 = Cigarette; brand otherwise unspecified	128	0.23
3999 = Snuff; brand otherwise unspecified	2	0.00
4999 = Cigar/Cigarillo; brand otherwise unspecified.....	20	0.04
5999 = Pipe tobacco; brand otherwise unspecified	14	0.03
8999 = Tobacco replacement or tobacco-like product	7	0.01
9991 = NEVER USED CIGARETTES	26059	47.15
9993 = DID NOT USE CIGARETTES IN THE PAST 30 DAYS	17594	31.83
9994 = DON'T KNOW	64	0.12
9997 = REFUSED	13	0.02
9998 = BLANK (NO ANSWER).....	21	0.04

NOTE: The variable CIG30TPE corresponds to the variable CIG30TYP that existed prior to 2005. The name was changed due to the addition of a new level in 2005 for "Mediums." For this reason, data from CIG30TPE may not be comparable with data from CIG30TYP in prior years.

During the past 30 days, what type of cigarettes did you smoke most often?

CIG30TPE	Len: 2	WHAT TYPE OF CIG SMOKED MOST PAST 30 DAYS	Freq	Pct
1	=	Lights.....	4131	7.47
2	=	Ultra Lights	653	1.18
3	=	Mediums	1199	2.17
4	=	Full Flavor.....	5408	9.78
91	=	NEVER USED CIGARETTES	26059	47.15
93	=	DID NOT USE CIGARETTES IN THE PAST 30 DAYS	17594	31.83
94	=	DON'T KNOW.....	106	0.19
97	=	REFUSED	7	0.01
98	=	BLANK (NO ANSWER).....	114	0.21

NOTE: Prior to 2004, the question corresponding to CIG30MEN asked whether respondents smoked menthol or regular cigarettes most often. In 2004, the question was changed to the yes/no question shown below, but the variable name stayed as CIG30MEN. This change in question content does not affect trend comparisons for 2004 onward. However, data in CIG30MEN for 2004 onward are not likely to be comparable with data in CIG30MEN for 2002 and 2003.

Were the cigarettes you smoked during the past 30 days menthol?

CIG30MEN	Len: 2	MENTHOL OR REG CIG SMOKED MOST PAST 30 DAYS	Freq	Pct
1	=	Yes	4854	8.78
2	=	No.....	6603	11.95
91	=	NEVER USED CIGARETTES	26059	47.15
93	=	DID NOT USE CIGARETTES IN THE PAST 30 DAYS	17594	31.83
94	=	DON'T KNOW.....	46	0.08
97	=	REFUSED	1	0.00
98	=	BLANK (NO ANSWER).....	114	0.21

TOBACCO

What length were the Marlboro cigarettes you smoked most often during the past 30 days? Were they shorts, regulars (also known as king-sized), or 100s?

CIG30MLN	Len: 2	MARLBORO CIG SMOKED PAST 30 DAYS SHORT, REG, 100'S	Freq	Pct
		1 = Shorts	1987	3.60
		2 = Regulars or king-sized	1828	3.31
		3 = 100s.....	1172	2.12
		91 = NEVER USED CIGARETTES	26059	47.15
		93 = DID NOT USE CIGARETTES IN THE PAST 30 DAYS	17594	31.83
		94 = DON'T KNOW.....	21	0.04
		98 = BLANK (NO ANSWER).....	113	0.20
		99 = LEGITIMATE SKIP	6497	11.75

During the past 30 days, that is since DATEFILL, have you smoked part or all of a roll-your-own tobacco cigarette?

CIG30RO2	Len: 2	HAVE YOU SMOKED ROLL-OWN CIG IN PAST 30 DAYS	Freq	Pct
		1 = Yes	1957	3.54
		2 = No.....	9635	17.43
		91 = NEVER USED CIGARETTES	26059	47.15
		93 = DID NOT USE CIGARETTES IN THE PAST 30 DAYS	17594	31.83
		94 = DON'T KNOW.....	4	0.01
		97 = REFUSED	1	0.00
		98 = BLANK (NO ANSWER).....	21	0.04

Has there ever been a period in your life when you smoked cigarettes every day for at least 30 days?

CIGDLYMO	Len: 2	EVER SMOKED CIG EVERY DAY FOR 30 DAYS	Freq	Pct
		1 = Yes	8943	16.18
		2 = No.....	13934	25.21
		5 = Yes LOGICALLY ASSIGNED (from skip pattern)	6314	11.42
		91 = NEVER USED CIGARETTES	26059	47.15
		94 = DON'T KNOW.....	15	0.03
		97 = REFUSED	6	0.01

How old were you when you first started smoking cigarettes every day?

CIGAGE	Len: 3	AGE WHEN FIRST STARTED SMOKING CIGARETTES EVERYDAY	Freq	Pct
		RANGE = 3 - 59.....	15132	27.38
		985 = BAD DATA Logically assigned	8	0.01
		991 = NEVER USED CIGARETTES	26059	47.15
		994 = DON'T KNOW.....	109	0.20
		997 = REFUSED	14	0.03
		998 = BLANK (NO ANSWER).....	15	0.03
		999 = LEGITIMATE SKIP (NEVER USED CIGS EVERYDAY).....	13934	25.21

Did you first start smoking cigarettes every day in [CURRENT YEAR - 1] or [CURRENT YEAR]?

Did you first start smoking cigarettes every day in [CURRENT YEAR - 2] or [CURRENT YEAR - 1]?

In what month in [CURRENT YEAR] did you first start smoking cigarettes every day?

CIGDLYFU	Len: 4	YEAR OF FIRST CIGARETTE USE EVERY DAY - RECODE	Freq	Pct
		RANGE = 2012 - 2014.....	520	0.94
		9985 = BAD DATA Logically assigned	24	0.04
		9989 = LEGITIMATE SKIP Logically assigned.....	47	0.09
		9991 = NEVER USED CIGARETTES	26059	47.15
		9994 = DON'T KNOW	109	0.20
		9997 = REFUSED.....	15	0.03
		9998 = BLANK (NO ANSWER).....	20	0.04
		9999 = LEGITIMATE SKIP	28477	51.52

TOBACCO

In what month in [CURRENT YEAR] did you first start smoking cigarettes every day?

In what month in [YEAR FROM CG16y1 or CG16y2] did you first start smoking cigarettes every day?

CIGDLMFU	Len: 2	MONTH OF FIRST CIGARETTE USE EVERY DAY - RECODE	Freq	Pct
		1 = January.....	68	0.12
		2 = February.....	38	0.07
		3 = March.....	43	0.08
		4 = April.....	37	0.07
		5 = May.....	33	0.06
		6 = June.....	69	0.12
		7 = July.....	32	0.06
		8 = August.....	40	0.07
		9 = September.....	35	0.06
		10 = October.....	34	0.06
		11 = November.....	30	0.05
		12 = December.....	24	0.04
		85 = BAD DATA Logically assigned.....	24	0.04
		89 = LEGITIMATE SKIP Logically assigned.....	47	0.09
		91 = NEVER USED CIGARETTES.....	26059	47.15
		94 = DON'T KNOW.....	142	0.26
		97 = REFUSED.....	19	0.03
		98 = BLANK (NO ANSWER).....	20	0.04
		99 = LEGITIMATE SKIP.....	28477	51.52

Have you smoked at least 100 cigarettes in your entire life?

CIG100LF	Len: 2	HAVE YOU SMOKED 100 CIGS IN YOUR LIFE	Freq	Pct
		1 = Yes.....	11589	20.97
		2 = No.....	12256	22.17
		3 = Yes LOGICALLY ASSIGNED.....	1	0.00
		5 = Yes LOGICALLY ASSIGNED (from skip pattern).....	5295	9.58
		91 = NEVER USED CIGARETTES.....	26059	47.15
		94 = DON'T KNOW.....	62	0.11
		97 = REFUSED.....	9	0.02

These next questions are about your use of snuff, sometimes called dip. Snuff is a finely ground form of tobacco that usually comes in a container called a tin. You can use snuff by placing a pinch or dip in your mouth between your lip and gum or between your cheek and gum. Snuff can also be inhaled through the nose. Snuff is sold in both loose form or in ready-to-use packets.

Have you ever used snuff, even once?

NOTE: This variable incorporates the value from a probe question that was asked when the respondent answered REFUSED to this question.

SNFEVER	Len: 2	EVER USED SNUFF	Freq	Pct
		1 = Yes.....	7671	13.88
		2 = No.....	47568	86.06
		94 = DON'T KNOW.....	31	0.06
		97 = REFUSED.....	1	0.00

How old were you the first time you used snuff?

SNUFTRY	Len: 3	AGE WHEN FIRST USED SNUFF	Freq	Pct
		RANGE = 1 - 70.....	7528	13.62
		985 = BAD DATA Logically assigned.....	73	0.13
		991 = NEVER USED SNUFF.....	47568	86.06
		994 = DON'T KNOW.....	54	0.10
		997 = REFUSED.....	17	0.03
		998 = BLANK (NO ANSWER).....	31	0.06

TOBACCO

Did you first use snuff in [CURRENT YEAR - 1] or [CURRENT YEAR]?

Did you first use snuff in [CURRENT YEAR - 2] or [CURRENT YEAR - 1]?

In what month in [CURRENT YEAR] did you first use snuff?

SNUFYFU	Len: 4	YEAR OF FIRST SNUFF USE - RECODE	Freq	Pct
		RANGE = 2012 - 2014.....	639	1.16
		9985 = BAD DATA Logically assigned.....	94	0.17
		9989 = LEGITIMATE SKIP Logically assigned.....	39	0.07
		9991 = NEVER USED SNUFF.....	47568	86.06
		9994 = DON'T KNOW.....	54	0.10
		9997 = REFUSED.....	17	0.03
		9998 = BLANK (NO ANSWER).....	72	0.13
		9999 = LEGITIMATE SKIP.....	6788	12.28

In what month in [CURRENT YEAR] did you first use snuff?

In what month in [YEAR FROM CG26a or CG26b] did you first use snuff?

SNUFMFU	Len: 2	MONTH OF FIRST SNUFF USE - RECODE	Freq	Pct
		1 = January.....	64	0.12
		2 = February.....	37	0.07
		3 = March.....	51	0.09
		4 = April.....	54	0.10
		5 = May.....	47	0.09
		6 = June.....	67	0.12
		7 = July.....	55	0.10
		8 = August.....	48	0.09
		9 = September.....	44	0.08
		10 = October.....	45	0.08
		11 = November.....	40	0.07
		12 = December.....	45	0.08
		85 = BAD DATA Logically assigned.....	94	0.17
		89 = LEGITIMATE SKIP Logically assigned.....	39	0.07
		91 = NEVER USED SNUFF.....	47568	86.06
		94 = DON'T KNOW.....	94	0.17
		97 = REFUSED.....	19	0.03
		98 = BLANK (NO ANSWER).....	72	0.13
		99 = LEGITIMATE SKIP.....	6788	12.28

NOTE: This variable incorporates values from the two questions shown below. This variable also incorporates values from two probe questions that were asked when the respondent answered DON'T KNOW or REFUSED to the second question shown below.

Now think about the past 30 days -- that is, from [DATEFILL] up to and including today. During the past 30 days, have you used snuff, even once?

How long has it been since you last used snuff?

SNFREC	Len: 2	TIME SINCE LAST USED SNUFF	Freq	Pct
		1 = Within the past 30 days.....	1843	3.33
		2 = More than 30 days ago but within the past 12 mos.....	815	1.47
		3 = More than 12 months ago but within the past 3 yrs.....	925	1.67
		4 = More than 3 years ago.....	3955	7.16
		8 = Used at some point in the past 12 mos LOG ASSN.....	4	0.01
		9 = Used at some point in the lifetime LOG ASSN.....	5	0.01
		14 = Used more than 12 months ago LOG ASSN.....	47	0.09
		19 = Used more than 30 days ago LOG ASSN.....	34	0.06
		29 = Used more than 30 dys ago but in pst 3 yr LOG ASSN.....	43	0.08
		91 = NEVER USED SNUFF.....	47568	86.06
		97 = REFUSED.....	1	0.00
		98 = BLANK (NO ANSWER).....	31	0.06

TOBACCO

During the past 30 days, that is since [DATEFILL], on how many days did you use snuff?

SNF30USE	Len: 2	HOW MANY DAYS USED SNUFF PAST 30 DAYS	Freq	Pct
		RANGE = 1 - 30.....	1826	3.30
		91 = NEVER USED SNUFF.....	47568	86.06
		93 = DID NOT USE SNUFF IN THE PAST 30 DAYS.....	5819	10.53
		94 = DON'T KNOW.....	12	0.02
		97 = REFUSED.....	6	0.01
		98 = BLANK (NO ANSWER).....	40	0.07

What is your best estimate of the number of days you used snuff during the past 30 days?

SN30EST	Len: 2	BEST EST. HOW MANY DAYS USED SNUFF PST 30 DAYS	Freq	Pct
		1 = 1 or 2 days.....	3	0.01
		2 = 3 to 5 days.....	2	0.00
		3 = 6 to 9 days.....	1	0.00
		5 = 20 to 29 days.....	2	0.00
		6 = All 30 days.....	5	0.01
		91 = NEVER USED SNUFF.....	47568	86.06
		93 = DID NOT USE SNUFF IN THE PAST 30 DAYS.....	5819	10.53
		94 = DON'T KNOW.....	1	0.00
		97 = REFUSED.....	4	0.01
		98 = BLANK (NO ANSWER).....	40	0.07
		99 = LEGITIMATE SKIP.....	1826	3.30

NOTE: The tobacco brand that respondents confirmed using most often in the past 30 days was recorded in the final 30-day brand variable for the type of tobacco.

SNF30BR2	Len: 4	SNUFF BRAND USED MOST OFTEN PAST MO - RECODE	Freq	Pct
		216 = Blackbull.....	3	0.01
		301 = Copenhagen.....	655	1.19
		304 = Hawken.....	3	0.01
		305 = Kodiak.....	45	0.08
		307 = Silver Creek.....	5	0.01
		308 = Skoal.....	325	0.59
		309 = Timber Wolf.....	30	0.05
		316 = Red Seal.....	55	0.10
		321 = Garrett snuff.....	3	0.01
		326 = Kayak.....	5	0.01
		332 = Grizzly.....	562	1.02
		337 = General snuff.....	4	0.01
		338 = Longhorn.....	21	0.04
		341 = Husky.....	6	0.01
		349 = Camel Snus.....	37	0.07
		351 = Red Man snuff.....	14	0.03
		363 = Stoker's snuff.....	17	0.03
		1999 = Cigarette; brand otherwise unspecified.....	1	0.00
		2999 = Chewing tobacco; brand otherwise unspecified.....	5	0.01
		3999 = Snuff; brand otherwise unspecified.....	34	0.06
		4999 = Cigar/Cigarillo; brand otherwise unspecified.....	1	0.00
		9991 = NEVER USED SNUFF.....	47568	86.06
		9993 = DID NOT USE SNUFF IN THE PAST 30 DAYS.....	5819	10.53
		9994 = DON'T KNOW.....	6	0.01
		9997 = REFUSED.....	7	0.01
		9998 = BLANK (NO ANSWER).....	40	0.07

TOBACCO

The next questions are only about chewing tobacco.

Chewing tobacco is coarsely shredded tobacco that is sold in pouches of loose tobacco leaves or in a "plug" or "twist" form. To use chewing tobacco, you either chew it or hold it in your cheek or inside your lower lip.

Have you ever used chewing tobacco, even once?

NOTE: This variable incorporates the value from a probe question that was asked when the respondent answered REFUSED to this question.

CHEWEVER	Len: 2	EVER USED CHEW EVEN ONCE	Freq	Pct
		1 = Yes	6361	11.51
		2 = No.....	48898	88.47
		94 = DON'T KNOW.....	10	0.02
		97 = REFUSED	2	0.00

How old were you the first time you used chewing tobacco?

CHEWTRY	Len: 3	AGE WHEN FIRST USED CHEW	Freq	Pct
		RANGE = 1 - 70.....	6255	11.32
		985 = BAD DATA Logically assigned	52	0.09
		991 = NEVER USED CHEWING TOBACCO	48898	88.47
		994 = DON'T KNOW.....	49	0.09
		997 = REFUSED	7	0.01
		998 = BLANK (NO ANSWER).....	10	0.02

Did you first use chewing tobacco in [CURRENT YEAR - 1] or [CURRENT YEAR]?

Did you first use chewing tobacco in [CURRENT YEAR - 2] or [CURRENT YEAR - 1]?

In what month in [CURRENT YEAR] did you first use chewing tobacco?

CHEWYFU	Len: 4	YEAR OF FIRST CHEWING TOBACCO USE - RECODE	Freq	Pct
		RANGE = 2012 - 2014.....	392	0.71
		9985 = BAD DATA Logically assigned	57	0.10
		9989 = LEGITIMATE SKIP Logically assigned.....	18	0.03
		9991 = NEVER USED CHEWING TOBACCO	48898	88.47
		9994 = DON'T KNOW.....	49	0.09
		9997 = REFUSED.....	8	0.01
		9998 = BLANK (NO ANSWER).....	44	0.08
		9999 = LEGITIMATE SKIP	5805	10.50

TOBACCO

In what month in [CURRENT YEAR] did you first use chewing tobacco?

In what month in [YEAR FROM CG18a or CG18b] did you first use chewing tobacco?

CHEWMFU	Len: 2	MONTH OF FIRST CHEWING TOBACCO USE - RECODE	Freq	Pct
		1 = January.....	41	0.07
		2 = February.....	28	0.05
		3 = March.....	32	0.06
		4 = April.....	25	0.05
		5 = May.....	20	0.04
		6 = June.....	51	0.09
		7 = July.....	39	0.07
		8 = August.....	26	0.05
		9 = September.....	31	0.06
		10 = October.....	20	0.04
		11 = November.....	34	0.06
		12 = December.....	19	0.03
		85 = BAD DATA Logically assigned.....	56	0.10
		89 = LEGITIMATE SKIP Logically assigned.....	18	0.03
		91 = NEVER USED CHEWING TOBACCO.....	48898	88.47
		94 = DON'T KNOW.....	74	0.13
		97 = REFUSED.....	9	0.02
		98 = BLANK (NO ANSWER).....	45	0.08
		99 = LEGITIMATE SKIP.....	5805	10.50

NOTE: This variable incorporates values from the two questions shown below. This variable also incorporates values from two probe questions that were asked when the respondent answered DON'T KNOW or REFUSED to the second question shown below.

Now think about the past 30 days, from [DATEFILL] up to and including today. During the past 30 days, have you used chewing tobacco, even once?

How long has it been since you last used chewing tobacco?

CHEWREC	Len: 2	TIME SINCE LAST USED CHEWING TOBACCO	Freq	Pct
		1 = Within the past 30 days.....	814	1.47
		2 = More than 30 days ago but within the past 12 mos.....	643	1.16
		3 = More than 12 months ago but within the past 3 yrs.....	799	1.45
		4 = More than 3 years ago.....	4012	7.26
		8 = Used at some point in the past 12 mos LOG ASSN.....	2	0.00
		9 = Used at some point in the lifetime LOG ASSN.....	8	0.01
		14 = Used more than 12 months ago LOG ASSN.....	38	0.07
		19 = Used more than 30 days ago LOG ASSN.....	18	0.03
		29 = Used more than 30 dys ago but in pst 3 yr LOG ASSN.....	27	0.05
		91 = NEVER USED CHEWING TOBACCO.....	48898	88.47
		97 = REFUSED.....	2	0.00
		98 = BLANK (NO ANSWER).....	10	0.02

During the past 30 days, that is since [DATEFILL], on how many days did you use chewing tobacco?

CHW30USE	Len: 2	HOW MANY DAYS USED CHEW IN PAST 30 DAYS	Freq	Pct
		RANGE = 1 - 30.....	802	1.45
		91 = NEVER USED CHEWING TOBACCO.....	48898	88.47
		93 = DID NOT USE CHEWING TOBACCO IN THE PAST 30 DAYS.....	5537	10.02
		94 = DON'T KNOW.....	11	0.02
		97 = REFUSED.....	3	0.01
		98 = BLANK (NO ANSWER).....	20	0.04

TOBACCO

What is your best estimate of the number of days you used chewing tobacco during the past 30 days?

CH30EST	Len: 2	PAST 30 DAY ESTIMATE OF CHEWING TOBACCO	Freq	Pct
		1 = 1 or 2 days.....	6	0.01
		4 = 10 to 19 days.....	3	0.01
		6 = All 30 days.....	1	0.00
		91 = NEVER USED CHEWING TOBACCO.....	48898	88.47
		93 = DID NOT USE CHEWING TOBACCO IN THE PAST 30 DAYS.....	5537	10.02
		94 = DON'T KNOW.....	1	0.00
		97 = REFUSED.....	3	0.01
		98 = BLANK (NO ANSWER).....	20	0.04
		99 = LEGITIMATE SKIP.....	802	1.45

NOTE: The tobacco brand that respondents confirmed using most often in the past 30 days was recorded in the final 30-day brand variable for the type of tobacco.

CHW30BR2	Len: 4	CHEW BRAND USED MOST OFTEN PAST MO - RECODE	Freq	Pct
		201 = Beech-Nut.....	71	0.13
		202 = Chattanooga Chew.....	11	0.02
		203 = Day's Work.....	15	0.03
		204 = Granger.....	8	0.01
		205 = H.B. Scott.....	4	0.01
		206 = Levi Garrett.....	109	0.20
		207 = Red Fox.....	9	0.02
		208 = Red Man chewing tobacco.....	258	0.47
		209 = Taylor's Pride.....	8	0.01
		216 = Blackbull.....	3	0.01
		230 = Stoker chewing tobacco.....	6	0.01
		301 = Copenhagen.....	80	0.14
		308 = Skoal.....	54	0.10
		316 = Red Seal.....	5	0.01
		326 = Kayak.....	3	0.01
		332 = Grizzly.....	72	0.13
		338 = Longhorn.....	4	0.01
		349 = Camel Snus.....	18	0.03
		1999 = Cigarette; brand otherwise unspecified.....	1	0.00
		2999 = Chewing tobacco; brand otherwise unspecified.....	50	0.09
		3999 = Snuff; brand otherwise unspecified.....	11	0.02
		8999 = Tobacco replacement or tobacco-like product.....	1	0.00
		9991 = NEVER USED CHEWING TOBACCO.....	48898	88.47
		9993 = DID NOT USE CHEWING TOBACCO IN THE PAST 30 DAYS.....	5537	10.02
		9994 = DON'T KNOW.....	11	0.02
		9997 = REFUSED.....	4	0.01
		9998 = BLANK (NO ANSWER).....	20	0.04

NOTE: The variables SLTTRY, SLTYFU, SLTMFU, SLTREC, and SLT30BR2 are recoded variables for the use of any smokeless tobacco product (either chewing tobacco or snuff). These variables were recoded from CHEWTRY, SNUFTRY, CHEWYFU, SNUFYFU, CHEWMFU, SNUFMFU, CHEWREC, SNFREC, CHW30BR2, and SNF30BR2. The variable SLT30FAV refers to the brand of smokeless tobacco used most often, and was recoded from Questions CG33a through CG33d.

SLTTRY	Len: 3	AGE WHEN FIRST USED ANY SMOKLESS TOB - RECODE	Freq	Pct
		RANGE = 1 - 70.....	9229	16.70
		985 = BAD DATA Logically assigned.....	11	0.02
		991 = NEVER USED SMOKELESS TOBACCO.....	45789	82.84
		994 = DON'T KNOW.....	81	0.15
		997 = REFUSED.....	23	0.04
		998 = BLANK (NO ANSWER).....	138	0.25

TOBACCO

SLTYFU	Len: 4	YEAR OF FIRST SMOKELESS TOBACCO USE - RECODE	Freq	Pct
		RANGE = 2012 - 2014.....	718	1.30
		9985 = BAD DATA Logically assigned.....	84	0.15
		9989 = LEGITIMATE SKIP Logically assigned.....	39	0.07
		9991 = NEVER USED SMOKELESS TOBACCO.....	45789	82.84
		9994 = DON'T KNOW.....	81	0.15
		9997 = REFUSED.....	24	0.04
		9998 = BLANK (NO ANSWER).....	144	0.26
		9999 = LEGITIMATE SKIP.....	8392	15.18

SLTMFU	Len: 2	MONTH OF FIRST SMOKELESS TOBACCO USE - RECODE	Freq	Pct
		1 = January.....	67	0.12
		2 = February.....	47	0.09
		3 = March.....	57	0.10
		4 = April.....	59	0.11
		5 = May.....	48	0.09
		6 = June.....	83	0.15
		7 = July.....	65	0.12
		8 = August.....	54	0.10
		9 = September.....	50	0.09
		10 = October.....	48	0.09
		11 = November.....	47	0.09
		12 = December.....	46	0.08
		85 = BAD DATA Logically assigned.....	84	0.15
		89 = LEGITIMATE SKIP Logically assigned.....	39	0.07
		91 = NEVER USED SMOKELESS TOBACCO.....	45789	82.84
		94 = DON'T KNOW.....	116	0.21
		97 = REFUSED.....	26	0.05
		98 = BLANK (NO ANSWER).....	154	0.28
		99 = LEGITIMATE SKIP.....	8392	15.18

SLTREC	Len: 2	TIME SINCE LAST USED ANY SMOKLESS TOB - RECODE	Freq	Pct
		1 = Within the past 30 days.....	2138	3.87
		2 = More than 30 days ago but within the past 12 mos.....	955	1.73
		3 = More than 12 months ago but within the past 3 yrs.....	1088	1.97
		4 = More than 3 years ago.....	5095	9.22
		8 = Used at some point in the past 12 mos LOG ASSN.....	7	0.01
		9 = Used at some point in the lifetime LOG ASSN.....	7	0.01
		14 = Used more than 12 months ago LOG ASSN.....	62	0.11
		19 = Used more than 30 days ago LOG ASSN.....	41	0.07
		29 = Used more than 30 dys ago but in pst 3 yr LOG ASSN.....	52	0.09
		91 = NEVER USED SMOKELESS TOBACCO.....	45789	82.84
		97 = REFUSED.....	3	0.01
		98 = BLANK (NO ANSWER).....	34	0.06

TOBACCO

NOTE: The tobacco brand that respondents confirmed using most often in the past 30 days was recorded in the final 30-day brand variable for the type of tobacco.

SLT30BR2	Len: 4	SMKLSS TOB BRAND USED MOST OFTEN PAST MO - RECODE	Freq	Pct
		201 = Beech-Nut.....	17	0.03
		202 = Chattanooga Chew	3	0.01
		203 = Day's Work	7	0.01
		204 = Granger	4	0.01
		205 = H.B. Scott	3	0.01
		206 = Levi Garrett.....	34	0.06
		208 = Red Man chewing tobacco.....	98	0.18
		209 = Taylor's Pride.....	4	0.01
		216 = Blackbull	4	0.01
		230 = Stoker chewing tobacco.....	5	0.01
		301 = Copenhagen	673	1.22
		304 = Hawken.....	3	0.01
		305 = Kodiak.....	43	0.08
		307 = Silver Creek	4	0.01
		308 = Skoal	351	0.64
		309 = Timber Wolf	31	0.06
		316 = Red Seal.....	55	0.10
		321 = Garrett snuff.....	3	0.01
		326 = Kayak	7	0.01
		332 = Grizzly.....	581	1.05
		337 = General snuff	5	0.01
		338 = Longhorn	25	0.05
		341 = Husky	7	0.01
		349 = Camel Snus	48	0.09
		351 = Red Man snuff	3	0.01
		363 = Stoker's snuff	17	0.03
		1999 = Cigarette; brand otherwise unspecified	1	0.00
		2999 = Chewing tobacco; brand otherwise unspecified.....	38	0.07
		3999 = Snuff; brand otherwise unspecified	32	0.06
		4999 = Cigar/Cigarillo; brand otherwise unspecified.....	1	0.00
		8999 = Tobacco replacement or tobacco-like product	1	0.00
		9991 = NEVER USED SMOKELESS TOBACCO.....	45789	82.84
		9993 = DID NOT USE SMOKELESS TOBACCO IN THE PAST 30 DAYS.....	7293	13.19
		9994 = DON'T KNOW	9	0.02
		9997 = REFUSED.....	7	0.01
		9998 = BLANK (NO ANSWER).....	65	0.12

The computer recorded that the chewing tobacco you used most often during the past 30 days was [CG22/RCG22/RRCG22 FILL] and that the snuff you used most often during the past 30 days was [CG30/RCG30/RRCG30 FILL]. Which of these two brands did you use most often during the past 30 days?

SLT30FAV	Len: 2	WHICH BRAND CHEW OR SNUFF USED MOST	Freq	Pct
		1 = Brand reported from CHW30BR2.....	399	0.72
		2 = Brand reported from SNF30BR2	1722	3.12
		91 = NEVER USED SMOKELESS TOBACCO	45789	82.84
		93 = DID NOT USE SMOKELESS TOBACCO IN THE PAST 30 DAYS.....	7293	13.19
		94 = DON'T KNOW	1	0.00
		97 = REFUSED	5	0.01
		98 = BLANK (NO ANSWER).....	62	0.11

The next questions are about smoking cigars. By cigars we mean any kind, including big cigars, cigarillos, and even little cigars that look like cigarettes.

Have you ever smoked part or all of any type of cigar?

NOTE: This variable incorporates the value from a probe question that was asked when the respondent answered REFUSED to this question.

CIGAREVR	Len: 2	EVER SMOKED PART OR ALL OF CIGAR	Freq	Pct
		1 = Yes	16944	30.66
		2 = No.....	38318	69.33
		94 = DON'T KNOW.....	7	0.01
		97 = REFUSED	2	0.00

TOBACCO

How old were you the first time you smoked part or all of any type of cigar?

CIGARTRY	Len: 3	AGE WHEN FIRST SMOKED CIGAR	Freq	Pct
		RANGE = 1 - 73.....	16571	29.98
		985 = BAD DATA Logically assigned.....	127	0.23
		991 = NEVER USED CIGARS.....	38318	69.33
		994 = DON'T KNOW.....	237	0.43
		997 = REFUSED.....	11	0.02
		998 = BLANK (NO ANSWER).....	7	0.01

Did you first smoke part or all of a cigar in [CURRENT YEAR - 1] or [CURRENT YEAR]?

Did you first smoke part or all of a cigar in [CURRENT YEAR - 2] or [CURRENT YEAR - 1]?

In what month in [CURRENT YEAR] did you first smoke part or all of a cigar?

CIGARYFU	Len: 4	YEAR OF FIRST CIGAR USE - RECODE	Freq	Pct
		RANGE = 2012 - 2014.....	1490	2.70
		9985 = BAD DATA Logically assigned.....	164	0.30
		9989 = LEGITIMATE SKIP Logically assigned.....	82	0.15
		9991 = NEVER USED CIGARS.....	38318	69.33
		9994 = DON'T KNOW.....	239	0.43
		9997 = REFUSED.....	11	0.02
		9998 = BLANK (NO ANSWER).....	82	0.15
		9999 = LEGITIMATE SKIP.....	14885	26.93

In what month in [CURRENT YEAR] did you first smoke part or all of a cigar?

In what month in [YEAR FROM CG35a or CG35b] did you first smoke part or all of a cigar?

CIGARMFU	Len: 2	MONTH OF FIRST CIGAR USE - RECODE	Freq	Pct
		1 = January.....	114	0.21
		2 = February.....	79	0.14
		3 = March.....	109	0.20
		4 = April.....	93	0.17
		5 = May.....	109	0.20
		6 = June.....	200	0.36
		7 = July.....	185	0.33
		8 = August.....	117	0.21
		9 = September.....	105	0.19
		10 = October.....	97	0.18
		11 = November.....	95	0.17
		12 = December.....	94	0.17
		85 = BAD DATA Logically assigned.....	164	0.30
		89 = LEGITIMATE SKIP Logically assigned.....	82	0.15
		91 = NEVER USED CIGARS.....	38318	69.33
		94 = DON'T KNOW.....	330	0.60
		97 = REFUSED.....	13	0.02
		98 = BLANK (NO ANSWER).....	82	0.15
		99 = LEGITIMATE SKIP.....	14885	26.93

TOBACCO

NOTE: This variable incorporates values from the two questions shown below. This variable also incorporates values from two probe questions that were asked when the respondent answered DON'T KNOW or REFUSED to the second question shown below.

Now think about the past 30 days, from [DATEFILL] up to and including today. During the past 30 days, have you smoked part or all of any type of cigar?

How long has it been since you last smoked part or all of any type of cigar?

CIGARREC	Len: 2	TIME SINCE LAST SMOKED CIGAR	Freq	Pct
		1 = Within the past 30 days.....	2882	5.21
		2 = More than 30 days ago but within the past 12 mos.....	3125	5.65
		3 = More than 12 months ago but within the past 3 yrs	3115	5.64
		4 = More than 3 years ago	7604	13.76
		8 = Used at some point in the past 12 mos LOG ASSN	8	0.01
		9 = Used at some point in the lifetime LOG ASSN	7	0.01
		14 = Used more than 12 months ago LOG ASSN	87	0.16
		19 = Used more than 30 days ago LOG ASSN	43	0.08
		29 = Used more than 30 dys ago but in pst 3 yr LOG ASSN	73	0.13
		91 = NEVER USED CIGARS.....	38318	69.33
		97 = REFUSED	2	0.00
		98 = BLANK (NO ANSWER).....	7	0.01

During the past 30 days, that is since [DATEFILL], on how many days did you smoke part or all of a cigar?

CGR30USE	Len: 2	HOW MANY DAYS SMOKED CIGAR IN PAST 30 DAYS	Freq	Pct
		RANGE = 1 - 30.....	2857	5.17
		91 = NEVER USED CIGARS.....	38318	69.33
		93 = DID NOT USE CIGARS IN THE PAST 30 DAYS	14047	25.41
		94 = DON'T KNOW.....	23	0.04
		97 = REFUSED	4	0.01
		98 = BLANK (NO ANSWER).....	22	0.04

What is your best estimate of the number of days you smoked part or all of a cigar during the past 30 days?

CI30EST	Len: 2	BEST EST. # DAYS SMOKED CIGAR PAST 30 DAYS	Freq	Pct
		1 = 1 or 2 days.....	11	0.02
		2 = 3 to 5 days	3	0.01
		3 = 6 to 9 days	7	0.01
		4 = 10 to 19 days	1	0.00
		5 = 20 to 29 days	1	0.00
		91 = NEVER USED CIGARS.....	38318	69.33
		93 = DID NOT USE CIGARS IN THE PAST 30 DAYS	14047	25.41
		94 = DON'T KNOW.....	1	0.00
		97 = REFUSED	3	0.01
		98 = BLANK (NO ANSWER).....	22	0.04
		99 = LEGITIMATE SKIP	2857	5.17

TOBACCO

NOTE: The tobacco brand that respondents confirmed using most often in the past 30 days was recorded in the final 30-day brand variable for the type of tobacco.

CGR30BR2	Len: 4	CIGAR BRAND USED MOST OFTEN PAST MO - RECODE	Freq	Pct
		104 = Camel	5	0.01
		112 = Marlboro	14	0.03
		118 = Newport	4	0.01
		401 = Antonio y Cleopatra	9	0.02
		402 = Backwoods	93	0.17
		404 = Black & Mild	829	1.50
		405 = Captain Black	10	0.02
		407 = Cuesta-Rey	6	0.01
		408 = Dutch Masters	106	0.19
		409 = El Producto	4	0.01
		411 = Garcia y Vega	59	0.11
		412 = Havatampa	6	0.01
		413 = King Edward	7	0.01
		414 = La Corona	10	0.02
		415 = Little Nippers	4	0.01
		416 = Macanudos	42	0.08
		417 = Muriel	3	0.01
		418 = Partagas	6	0.01
		419 = Phillies	53	0.10
		423 = Swisher Sweets	484	0.88
		424 = Tijuana Smalls	3	0.01
		426 = White Owl	161	0.29
		428 = Winchester	7	0.01
		429 = Al Capone	74	0.13
		431 = Arturo Fuente	36	0.07
		432 = Ashton	5	0.01
		437 = Blackstone	10	0.02
		443 = Cohiba cigars	79	0.14
		448 = Cuban cigars; brand unspecified	11	0.02
		449 = Cubana; brand unspecified	3	0.01
		451 = Davidoff cigars	3	0.01
		465 = Habana/Havana cigars; brand unspecified	3	0.01
		469 = Hoya De Monterrey	3	0.01
		479 = La Flor Dominicana	3	0.01
		486 = Montecristo	48	0.09
		490 = Padron	4	0.01
		492 = Prime Time Little Cigars	25	0.05
		494 = Punch	12	0.02
		496 = Romeo y Julieta	80	0.14
		1999 = Cigarette; brand otherwise unspecified	4	0.01
		4005 = Thompson	8	0.01
		4016 = Dominican cigars; brand unspecified	4	0.01
		4054 = Acid	32	0.06
		4064 = Djarum cigarillos	14	0.03
		4072 = K. Hansotia Gurhka	5	0.01
		4083 = C.A.O.	8	0.01
		4110 = Drew Estates	5	0.01
		4175 = Perdomo	3	0.01
		4192 = Smoker's Choice little cigars	3	0.01
		4237 = Rocky Patels	8	0.01
		4243 = Dean's Lil' Cigars	3	0.01
		4245 = Oliva O.	7	0.01
		4265 = Cheyenne little cigars	13	0.02
		4312 = Golden Harvest little cigars	3	0.01
		4347 = Game	7	0.01
		4361 = Good Times	4	0.01
		4391 = Zig Zag cigarillos	7	0.01
		4411 = Alec Bradley	4	0.01
		4420 = Entourage	3	0.01
		4454 = Criss Cross cigars	4	0.01
		4458 = 305's cigars	9	0.02
		4999 = Cigar/Cigarillo; brand otherwise unspecified	256	0.46
		5999 = Pipe tobacco; brand otherwise unspecified	2	0.00
		8999 = Tobacco replacement or tobacco-like product	1	0.00
		9991 = NEVER USED CIGARS	38318	69.33
		9993 = DID NOT USE CIGARS IN THE PAST 30 DAYS	14047	25.41
		9994 = DON'T KNOW	138	0.25
		9997 = REFUSED	5	0.01
		9998 = BLANK (NO ANSWER)	22	0.04

TOBACCO

These last questions on tobacco products are about using a pipe to smoke tobacco. Have you ever smoked tobacco in a pipe, even once?

NOTE: This variable incorporates the value from a probe question that was asked when the respondent answered REFUSED to this question.

PIPEVER	Len: 2	EVER SMOKED PIPE TOBACCO	Freq	Pct
		1 = Yes	5238	9.48
		2 = No.....	50016	90.49
		94 = DON'T KNOW.....	14	0.03
		97 = REFUSED	3	0.01

During the past 30 days, that is since [DATEFILL], have you smoked tobacco in a pipe, even once?

PIPE30DY	Len: 2	HAVE YOU SMOKED PIPE TOBACCO IN PAST 30 DAYS	Freq	Pct
		1 = Yes	574	1.04
		2 = No.....	4663	8.44
		91 = NEVER USED PIPE TOBACCO	50016	90.49
		94 = DON'T KNOW.....	1	0.00
		97 = REFUSED	3	0.01
		98 = BLANK (NO ANSWER).....	14	0.03

ALCOHOL

ALCOHOL

These questions are about drinks of alcoholic beverages. Throughout these questions, by a "drink" we mean a can or bottle of beer, a glass of wine or a wine cooler, a shot of liquor, or a mixed drink with liquor in it. We are not asking about times when you only had a sip or two from a drink.

Have you ever, even once, had a drink of any type of alcoholic beverage? Please do not include times when you only had a sip or two from a drink.

ALCEVER	Len: 2	EVER HAD DRINK OF ALCOHOLIC BEVERAGE	Freq	Pct
		1 = Yes	40688	73.62
		2 = No.....	14571	26.36
		85 = BAD DATA Logically assigned	1	0.00
		94 = DON'T KNOW.....	9	0.02
		97 = REFUSED	2	0.00

Think about the first time you had a drink of an alcoholic beverage. How old were you the first time you had a drink of an alcoholic beverage? Please do not include any time when you only had a sip or two from a drink.

ALCTRY	Len: 3	AGE WHEN FIRST DRANK ALCOHOLIC BEVERAGE	Freq	Pct
		RANGE = 1 - 70.....	40151	72.64
		985 = BAD DATA Logically assigned	77	0.14
		991 = NEVER USED ALCOHOL.....	14571	26.36
		994 = DON'T KNOW.....	382	0.69
		997 = REFUSED	81	0.15
		998 = BLANK (NO ANSWER).....	9	0.02

Did you first have a drink of an alcoholic beverage in [CURRENT YEAR - 1] or [CURRENT YEAR]?

Did you first have a drink of an alcoholic beverage in [CURRENT YEAR - 2] or [CURRENT YEAR - 1]?

In what month in [CURRENT YEAR] did you first have a drink of an alcoholic beverage?

ALCYFU	Len: 4	YEAR OF FIRST ALCOHOL USE - RECODE	Freq	Pct
		RANGE = 2012 - 2014.....	3162	5.72
		9985 = BAD DATA Logically assigned	261	0.47
		9989 = LEGITIMATE SKIP Logically assigned.....	124	0.22
		9991 = NEVER USED ALCOHOL.....	14571	26.36
		9994 = DON'T KNOW	388	0.70
		9997 = REFUSED.....	83	0.15
		9998 = BLANK (NO ANSWER).....	14	0.03
		9999 = LEGITIMATE SKIP	36668	66.34

ALCOHOL

In what month in [CURRENT YEAR] did you first have a drink of an alcoholic beverage?

In what month in [YEAR FROM AL02a or AL02b] did you first have a drink of an alcoholic beverage?

ALCMFU	Len: 2	MONTH OF FIRST ALCOHOL USE - RECODE	Freq	Pct
		1 = January.....	337	0.61
		2 = February.....	168	0.30
		3 = March.....	207	0.37
		4 = April.....	182	0.33
		5 = May.....	198	0.36
		6 = June.....	355	0.64
		7 = July.....	374	0.68
		8 = August.....	234	0.42
		9 = September.....	177	0.32
		10 = October.....	236	0.43
		11 = November.....	206	0.37
		12 = December.....	318	0.58
		85 = BAD DATA Logically assigned.....	261	0.47
		89 = LEGITIMATE SKIP Logically assigned.....	124	0.22
		91 = NEVER USED ALCOHOL.....	14571	26.36
		94 = DON'T KNOW.....	545	0.99
		97 = REFUSED.....	96	0.17
		98 = BLANK (NO ANSWER).....	14	0.03
		99 = LEGITIMATE SKIP.....	36668	66.34

How long has it been since you last drank an alcoholic beverage?

ALCREC	Len: 2	TIME SINCE LAST DRANK ALCOHOLIC BEVERAGE	Freq	Pct
		1 = Within the past 30 days.....	25977	47.00
		2 = More than 30 days ago but within the past 12 mos.....	7891	14.28
		3 = More than 12 months ago.....	6273	11.35
		8 = Used at some point in the past 12 mos LOG ASSN.....	318	0.58
		9 = Used at some point in the lifetime LOG ASSN.....	225	0.41
		11 = Used in the past 30 days LOGICALLY ASSIGNED.....	4	0.01
		85 = BAD DATA Logically assigned.....	1	0.00
		91 = NEVER USED ALCOHOL.....	14571	26.36
		97 = REFUSED.....	2	0.00
		98 = BLANK (NO ANSWER).....	9	0.02

ALCYRTOT	Len: 3	TOTAL # OF DAYS USED ALCOHOL IN PAST 12 MOS	Freq	Pct
		RANGE = 1 - 365.....	33777	61.11
		985 = BAD DATA Logically assigned.....	120	0.22
		991 = NEVER USED ALCOHOL.....	14571	26.36
		993 = DID NOT USE ALCOHOL IN THE PAST 12 MOS.....	6273	11.35
		994 = DON'T KNOW.....	237	0.43
		997 = REFUSED.....	59	0.11
		998 = BLANK (NO ANSWER).....	234	0.42

ALTOTFG	Len: 2	TRIMMING INDICATOR FOR ALCYRTOT	Freq	Pct
		1 = Trimmed to 365 days (no further editing).....	2	0.00
		2 = Trimmed relative to the 30-day freq.....	317	0.57
		98 = BLANK (NO ANSWER).....	54952	99.42

ALFQFLG	Len: 2	TRIMMED ALCYRTOT IF R USED < 12 MOS	Freq	Pct
		1 = Trimmed to be consistent with mo/yr of 1st use.....	655	1.19
		98 = BLANK (NO ANSWER).....	54616	98.81

ALCOHOL

Now think about the past 12 months, from [DATEFILL] through today. We want to know how many days you've had a drink of an alcoholic beverage during the past 12 months.

What would be the easiest way for you to tell us how many days you drank alcoholic beverages?

ALBSTWAY	Len: 2	EASIEST WAY TO TELL US # DAYS DRANK ALCOHOL	Freq	Pct
		1 = Prefer to answer in days per week	11974	21.66
		2 = Prefer to answer in days per month.....	12070	21.84
		3 = Prefer to answer in days per year	9516	17.22
		11 = Prefer to ans in days per wk LOG ASSN.....	61	0.11
		12 = Prefer to ans in days per mo LOG ASSN	65	0.12
		13 = Prefer to ans in days per yr LOG ASSN	279	0.50
		85 = BAD DATA Logically assigned	117	0.21
		91 = NEVER USED ALCOHOL.....	14571	26.36
		93 = DID NOT USE ALCOHOL IN THE PAST 12 MOS	6273	11.35
		94 = DON'T KNOW.....	80	0.14
		97 = REFUSED	31	0.06
		98 = BLANK (NO ANSWER).....	234	0.42

On how many days in the past 12 months did you drink an alcoholic beverage?

ALDAYPYR	Len: 3	NUMBER DAYS DRANK ALCOHOL IN PAST 12 MOS	Freq	Pct
		RANGE = 1 - 366.....	9757	17.65
		985 = BAD DATA Logically assigned	62	0.11
		989 = LEGITIMATE SKIP Logically assigned.....	134	0.24
		991 = NEVER USED ALCOHOL.....	14571	26.36
		993 = DID NOT USE ALCOHOL IN THE PAST 12 MOS	6273	11.35
		994 = DON'T KNOW.....	116	0.21
		997 = REFUSED	31	0.06
		998 = BLANK (NO ANSWER).....	291	0.53
		999 = LEGITIMATE SKIP	24036	43.49

On average, how many days did you drink an alcoholic beverage each month during the past 12 months?

ALDAYPMO	Len: 2	# DAYS PER MONTH DRANK ALCOHOL IN PAST 12 MOS	Freq	Pct
		RANGE = 1 - 31.....	12066	21.83
		85 = BAD DATA Logically assigned	30	0.05
		89 = LEGITIMATE SKIP Logically assigned.....	63	0.11
		91 = NEVER USED ALCOHOL.....	14571	26.36
		93 = DID NOT USE ALCOHOL IN THE PAST 12 MOS	6273	11.35
		94 = DON'T KNOW.....	167	0.30
		97 = REFUSED	46	0.08
		98 = BLANK (NO ANSWER).....	326	0.59
		99 = LEGITIMATE SKIP	21729	39.31

On average, how many days did you drink an alcoholic beverage each week during the past 12 months?

ALDAYPWK	Len: 2	# DAYS PER WEEK DRANK ALCOHOL IN PAST 12 MOS	Freq	Pct
		RANGE = 1 - 7.....	11954	21.63
		85 = BAD DATA Logically assigned	29	0.05
		91 = NEVER USED ALCOHOL.....	14571	26.36
		93 = DID NOT USE ALCOHOL IN THE PAST 12 MOS	6273	11.35
		94 = DON'T KNOW.....	235	0.43
		97 = REFUSED	59	0.11
		98 = BLANK (NO ANSWER).....	327	0.59
		99 = LEGITIMATE SKIP	21823	39.48

ALCOHOL

Think specifically about the past 30 days - that is, since [DATEFILL], up to and including today. During the past 30 days, on how many days did you drink one or more drinks of an alcoholic beverage?

ALCDAYS	Len: 2	# DAYS HAD ONE OR MORE DRINKS PAST 30 DAYS	Freq	Pct
		RANGE = 1 - 30.....	25605	46.33
		85 = BAD DATA Logically assigned	437	0.79
		91 = NEVER USED ALCOHOL.....	14571	26.36
		93 = DID NOT USE ALCOHOL IN THE PAST 30 DAYS.....	14164	25.63
		94 = DON'T KNOW.....	159	0.29
		97 = REFUSED	45	0.08
		98 = BLANK (NO ANSWER).....	290	0.52

What is your best estimate of the number of days you drank alcohol during the past 30 days?

AL30EST	Len: 2	BEST ESTIMATE # DAYS HAD ONE OR MORE DRINKS	Freq	Pct
		1 = 1 or 2 days	57	0.10
		2 = 3 to 5 days	43	0.08
		3 = 6 to 9 days	30	0.05
		4 = 10 to 19 days	20	0.04
		5 = 20 to 29 days	10	0.02
		6 = All 30 days	4	0.01
		85 = BAD DATA Logically assigned	1	0.00
		91 = NEVER USED ALCOHOL.....	14571	26.36
		93 = DID NOT USE ALCOHOL IN THE PAST 30 DAYS.....	14164	25.63
		94 = DON'T KNOW.....	17	0.03
		97 = REFUSED	17	0.03
		98 = BLANK (NO ANSWER).....	739	1.34
		99 = LEGITIMATE SKIP	25598	46.31

ALDYSFG	Len: 2	REVISION INDICATOR FOR ALCDAYS	Freq	Pct
		1 = Edited for consistency with ALCYRTOT or DR5DAY.....	14	0.03
		98 = BLANK (NO ANSWER).....	55257	99.97

On the ALC30DAY/ALCESTFL days that you drank during the past 30 days, how many drinks did you usually have? Count as a drink a can or bottle of beer; a wine cooler or a glass of wine, champagne, or sherry; a shot of liquor or a mixed drink or cocktail.

NODR30A	Len: 3	USUAL # OF DRINKS PER DAY PAST 30 DAYS	Freq	Pct
		RANGE = 1 - 90.....	24686	44.66
		975 = AT LEAST 5 Logically assigned	971	1.76
		985 = BAD DATA Logically assigned	189	0.34
		991 = NEVER USED ALCOHOL.....	14571	26.36
		993 = DID NOT USE ALCOHOL IN THE PAST 30 DAYS.....	14164	25.63
		994 = DON'T KNOW.....	96	0.17
		997 = REFUSED	39	0.07
		998 = BLANK (NO ANSWER).....	555	1.00

During the past 30 days, that is since [DATEFILL], on how many days did you have 5 or more drinks on the same occasion? By "occasion," we mean at the same time or within a couple of hours of each other.

DR5DAY	Len: 2	# DAYS HAD FIVE OR MORE DRINKS PAST 30 DAYS	Freq	Pct
		RANGE = 0 - 30.....	25444	46.03
		80 = NO OCCAS OF 5+ DRINKS PST 30 DAYS Log assn.....	42	0.08
		85 = BAD DATA Logically assigned	189	0.34
		91 = NEVER USED ALCOHOL.....	14571	26.36
		93 = DID NOT USE ALCOHOL IN THE PAST 30 DAYS.....	14164	25.63
		94 = DON'T KNOW.....	238	0.43
		97 = REFUSED	68	0.12
		98 = BLANK (NO ANSWER).....	555	1.00

MARIJUANA

MARIJUANA

The next questions are about marijuana and hashish. Marijuana is also called pot or grass. Marijuana is usually smoked, either in cigarettes, called joints, or in a pipe. It is sometimes cooked in food. Hashish is a form of marijuana that is also called "hash." It is usually smoked in a pipe. Another form of hashish is hash oil.

Have you ever, even once, used marijuana or hashish?

MJEVER	Len: 2	EVER USED MARIJUANA/HASHISH	Freq	Pct
		1 = Yes	23461	42.45
		2 = No	31783	57.50
		94 = DON'T KNOW	10	0.02
		97 = REFUSED	17	0.03

How old were you the first time you used marijuana or hashish?

MJAGE	Len: 3	AGE WHEN FIRST USED MARIJUANA/HASHISH	Freq	Pct
		RANGE = 1 - 77	23281	42.12
		985 = BAD DATA Logically assigned	58	0.10
		991 = NEVER USED MARIJUANA	31783	57.50
		994 = DON'T KNOW	95	0.17
		997 = REFUSED	44	0.08
		998 = BLANK (NO ANSWER)	10	0.02

Did you first use marijuana or hashish in [CURRENT YEAR - 1] or [CURRENT YEAR]?

Did you first use marijuana or hashish in [CURRENT YEAR - 2] or [CURRENT YEAR - 1]?

In what month in [CURRENT YEAR] did you first use marijuana or hashish?

MJYFU	Len: 4	YEAR OF FIRST MARIJUANA/HASHISH USE - RECODE	Freq	Pct
		RANGE = 2012 - 2014	1654	2.99
		9985 = BAD DATA Logically assigned	168	0.30
		9989 = LEGITIMATE SKIP Logically assigned	85	0.15
		9991 = NEVER USED MARIJUANA	31783	57.50
		9994 = DON'T KNOW	100	0.18
		9997 = REFUSED	45	0.08
		9998 = BLANK (NO ANSWER)	12	0.02
		9999 = LEGITIMATE SKIP	21424	38.76

In what month in [CURRENT YEAR] did you first use marijuana or hashish?

In what month in [YEAR FROM MJ03a or MJ03b] did you first use marijuana or hashish?

MJMFU	Len: 2	MONTH OF FIRST MARIJUANA/HASHISH USE - RECODE	Freq	Pct
		1 = January	148	0.27
		2 = February	97	0.18
		3 = March	101	0.18
		4 = April	144	0.26
		5 = May	92	0.17
		6 = June	197	0.36
		7 = July	172	0.31
		8 = August	134	0.24
		9 = September	110	0.20
		10 = October	137	0.25
		11 = November	112	0.20
		12 = December	104	0.19
		85 = BAD DATA Logically assigned	168	0.30
		89 = LEGITIMATE SKIP Logically assigned	85	0.15
		91 = NEVER USED MARIJUANA	31783	57.50
		94 = DON'T KNOW	200	0.36
		97 = REFUSED	51	0.09
		98 = BLANK (NO ANSWER)	12	0.02
		99 = LEGITIMATE SKIP	21424	38.76

MARIJUANA

How long has it been since you last used marijuana or hashish?

MJREC	Len: 2	TIME SINCE LAST USED MARIJUANA/HASHISH	Freq	Pct
		1 = Within the past 30 days.....	5832	10.55
		2 = More than 30 days ago but within the past 12 mos.....	3552	6.43
		3 = More than 12 months ago	13762	24.90
		8 = Used at some point in the past 12 mos LOG ASSN	149	0.27
		9 = Used at some point in the lifetime LOG ASSN	163	0.29
		11 = Used in the past 30 days LOGICALLY ASSIGNED	3	0.01
		91 = NEVER USED MARIJUANA	31783	57.50
		97 = REFUSED	17	0.03
		98 = BLANK (NO ANSWER).....	10	0.02

MJYRTOT	Len: 3	TOTAL # OF DAYS USED MARIJUANA IN PAST 12 MOS	Freq	Pct
		RANGE = 1 - 365.....	9341	16.90
		985 = BAD DATA Logically assigned	92	0.17
		991 = NEVER USED MARIJUANA	31783	57.50
		993 = DID NOT USE MARIJUANA IN THE PAST 12 MOS.....	13762	24.90
		994 = DON'T KNOW.....	76	0.14
		997 = REFUSED	44	0.08
		998 = BLANK (NO ANSWER).....	173	0.31

MRTOTFG	Len: 2	TRIMMING INDICATOR FOR MRJYRTOT	Freq	Pct
		1 = Trimmed to 365 days (no further editing).....	7	0.01
		2 = Trimmed relative to the 30-day freq.....	272	0.49
		3 = Trimmed relative to estimated 30-day freq	1	0.00
		98 = BLANK (NO ANSWER).....	54991	99.49

MJFQFLG	Len: 2	TRIMMED MJYRTOT IF R USED < 12 MOS	Freq	Pct
		1 = Trimmed to be consistent with mo/yr of 1st use.....	378	0.68
		98 = BLANK (NO ANSWER).....	54893	99.32

Now think about the past 12 months, from [DATEFILL] through today. We want to know how many days you've used marijuana or hashish during the past 12 months.

What would be the easiest way for you to tell us how many days you've used it?

MRBSTWAY	Len: 2	EASIEST WAY TO TELL US # DAYS USED MARIJUANA/HASH	Freq	Pct
		1 = Prefer to answer in days per week	3537	6.40
		2 = Prefer to answer in days per month.....	2327	4.21
		3 = Prefer to answer in days per year	3437	6.22
		11 = Prefer to ans in days per wk LOG ASSN.....	6	0.01
		12 = Prefer to ans in days per mo LOG ASSN	23	0.04
		13 = Prefer to ans in days per yr LOG ASSN	77	0.14
		85 = BAD DATA Logically assigned	92	0.17
		91 = NEVER USED MARIJUANA	31783	57.50
		93 = DID NOT USE MARIJUANA IN THE PAST 12 MOS.....	13762	24.90
		94 = DON'T KNOW.....	19	0.03
		97 = REFUSED	35	0.06
		98 = BLANK (NO ANSWER).....	173	0.31

MARIJUANA

On how many days in the past 12 months did you use marijuana or hashish?

MRDAYPYR	Len: 3	# DAYS USED MARIJUANA/HASHISH PAST 12 MONTHS	Freq	Pct
		RANGE = 1 - 366.....	3500	6.33
		985 = BAD DATA Logically assigned.....	12	0.02
		989 = LEGITIMATE SKIP Logically assigned.....	47	0.09
		991 = NEVER USED MARIJUANA.....	31783	57.50
		993 = DID NOT USE MARIJUANA IN THE PAST 12 MOS.....	13762	24.90
		994 = DON'T KNOW.....	35	0.06
		997 = REFUSED.....	34	0.06
		998 = BLANK (NO ANSWER).....	252	0.46
		999 = LEGITIMATE SKIP.....	5846	10.58

On average, how many days did you use marijuana or hashish each month during the past 12 months?

MRDAYPMO	Len: 2	# DAYS PER MO USED MARIJUANA/HASHISH PAST 12 MOS	Freq	Pct
		RANGE = 1 - 31.....	2333	4.22
		85 = BAD DATA Logically assigned.....	27	0.05
		89 = LEGITIMATE SKIP Logically assigned.....	7	0.01
		91 = NEVER USED MARIJUANA.....	31783	57.50
		93 = DID NOT USE MARIJUANA IN THE PAST 12 MOS.....	13762	24.90
		94 = DON'T KNOW.....	47	0.09
		97 = REFUSED.....	38	0.07
		98 = BLANK (NO ANSWER).....	238	0.43
		99 = LEGITIMATE SKIP.....	7036	12.73

On average, how many days did you use marijuana or hashish each week during the past 12 months?

MRDAYPWK	Len: 2	# DAYS PER WEEK USED MARIJUANA/HASHISH PAST 12 MOS	Freq	Pct
		RANGE = 1 - 7.....	3508	6.35
		85 = BAD DATA Logically assigned.....	53	0.10
		91 = NEVER USED MARIJUANA.....	31783	57.50
		93 = DID NOT USE MARIJUANA IN THE PAST 12 MOS.....	13762	24.90
		94 = DON'T KNOW.....	75	0.14
		97 = REFUSED.....	44	0.08
		98 = BLANK (NO ANSWER).....	213	0.39
		99 = LEGITIMATE SKIP.....	5833	10.55

Think specifically about the past 30 days, from [DATEFILL] up to and including today. During the past 30 days, on how many days did you use marijuana or hashish?

MJDAY30A	Len: 2	# DAYS USED MARIJUANA/HASHISH PAST 30 DAYS	Freq	Pct
		RANGE = 1 - 30.....	5764	10.43
		85 = BAD DATA Logically assigned.....	67	0.12
		91 = NEVER USED MARIJUANA.....	31783	57.50
		93 = DID NOT USE MARIJUANA IN THE PAST 30 DAYS.....	17314	31.33
		94 = DON'T KNOW.....	53	0.10
		97 = REFUSED.....	32	0.06
		98 = BLANK (NO ANSWER).....	258	0.47

MARIJUANA

What is your best estimate of the number of days you used marijuana or hashish during the past 30 days?

MR30EST	Len: 2	BEST EST. # DAYS USED MARIJUANA PAST 30 DAYS	Freq	Pct
		1 = 1 or 2 days.....	11	0.02
		2 = 3 to 5 days.....	10	0.02
		3 = 6 to 9 days.....	8	0.01
		4 = 10 to 19 days.....	8	0.01
		5 = 20 to 29 days.....	10	0.02
		6 = All 30 days.....	11	0.02
		91 = NEVER USED MARIJUANA.....	31783	57.50
		93 = DID NOT USE MARIJUANA IN THE PAST 30 DAYS.....	17314	31.33
		94 = DON'T KNOW.....	4	0.01
		97 = REFUSED.....	24	0.04
		98 = BLANK (NO ANSWER).....	325	0.59
		99 = LEGITIMATE SKIP.....	5763	10.43

COCAINE

COCAINE

These questions are about cocaine, including all the different forms of cocaine such as powder, "crack," free base, and coca paste.

Have you ever, even once, used any form of cocaine?

COCEVER	Len: 2	EVER USED COCAINE	Freq	Pct
		1 = Yes	6630	12.00
		2 = No.....	48618	87.96
		94 = DON'T KNOW.....	11	0.02
		97 = REFUSED	12	0.02

How old were you the first time you used cocaine, in any form?

COCAGE	Len: 3	AGE WHEN FIRST USED COCAINE	Freq	Pct
		RANGE = 1 - 60.....	6588	11.92
		985 = BAD DATA Logically assigned	9	0.02
		991 = NEVER USED COCAINE	48618	87.96
		994 = DON'T KNOW	21	0.04
		997 = REFUSED	24	0.04
		998 = BLANK (NO ANSWER).....	11	0.02

Did you first use cocaine in any form in [CURRENT YEAR - 1] or [CURRENT YEAR]?

Did you first use cocaine in any form in [CURRENT YEAR - 2] or [CURRENT YEAR - 1]?

In what month in [CURRENT YEAR] did you first use cocaine in any form?

COCYFU	Len: 4	YEAR OF FIRST COCAINE USE - RECODE	Freq	Pct
		RANGE = 2012 - 2014.....	392	0.71
		9985 = BAD DATA Logically assigned	46	0.08
		9989 = LEGITIMATE SKIP Logically assigned.....	31	0.06
		9991 = NEVER USED COCAINE.....	48618	87.96
		9994 = DON'T KNOW	22	0.04
		9997 = REFUSED.....	25	0.05
		9998 = BLANK (NO ANSWER).....	11	0.02
		9999 = LEGITIMATE SKIP	6126	11.08

In what month in [CURRENT YEAR] did you first use cocaine in any form?

In what month in [YEAR FROM CC03a or CC03b] did you first use cocaine?

COCMFU	Len: 2	MONTH OF FIRST COCAINE USE - RECODE	Freq	Pct
		1 = January.....	31	0.06
		2 = February	30	0.05
		3 = March	39	0.07
		4 = April	31	0.06
		5 = May.....	33	0.06
		6 = June.....	48	0.09
		7 = July	30	0.05
		8 = August	29	0.05
		9 = September	25	0.05
		10 = October.....	40	0.07
		11 = November	22	0.04
		12 = December	17	0.03
		85 = BAD DATA Logically assigned	46	0.08
		89 = LEGITIMATE SKIP Logically assigned.....	31	0.06
		91 = NEVER USED COCAINE	48618	87.96
		94 = DON'T KNOW.....	37	0.07
		97 = REFUSED	27	0.05
		98 = BLANK (NO ANSWER).....	11	0.02
		99 = LEGITIMATE SKIP	6126	11.08

COCAINE

How long has it been since you last used cocaine?

COCREC	Len: 2	TIME SINCE LAST USED COCAINE	Freq	Pct
		1 = Within the past 30 days.....	336	0.61
		2 = More than 30 days ago but within the past 12 mos.....	735	1.33
		3 = More than 12 months ago	5461	9.88
		8 = Used at some point in the past 12 mos LOG ASSN	15	0.03
		9 = Used at some point in the lifetime LOG ASSN	52	0.09
		11 = Used in the past 30 days LOGICALLY ASSIGNED	19	0.03
		12 = Used >30 days ago but within pst 12 mos LOG ASSN	12	0.02
		91 = NEVER USED COCAINE	48618	87.96
		97 = REFUSED	12	0.02
		98 = BLANK (NO ANSWER).....	11	0.02

COCYRTOT	Len: 3	TOTAL # OF DAYS USED COCAINE IN PAST 12 MONTHS	Freq	Pct
		RANGE = 1 - 365.....	1087	1.97
		985 = BAD DATA Logically assigned	5	0.01
		991 = NEVER USED COCAINE	48618	87.96
		993 = DID NOT USE COCAINE IN THE PAST 12 MOS	5461	9.88
		994 = DON'T KNOW.....	5	0.01
		997 = REFUSED	15	0.03
		998 = BLANK (NO ANSWER).....	80	0.14

CCTOTFG	Len: 2	TRIMMING INDICATOR FOR COCYRTOT	Freq	Pct
		2 = Trimmed relative to the 30-day freq.....	3	0.01
		98 = BLANK (NO ANSWER).....	55268	99.99

CCFQLG	Len: 2	TRIMMED COCYRTOT IF R USED < 12 MOS	Freq	Pct
		1 = Trimmed to be consistent with mo/yr of 1st use.....	56	0.10
		98 = BLANK (NO ANSWER).....	55215	99.90

Now think about the past 12 months, from [DATEFILL] through today. We want to know how many days you've used cocaine during the past 12 months.

What would be the easiest way for you to tell us how many days you've used it?

CCBSTWAY	Len: 2	EASIEST WAY TO TELL US # DAYS USED COCAINE	Freq	Pct
		1 = Prefer to answer in days per week	144	0.26
		2 = Prefer to answer in days per month.....	212	0.38
		3 = Prefer to answer in days per year	694	1.26
		11 = Prefer to ans in days per wk LOG ASSN.....	1	0.00
		12 = Prefer to ans in days per mo LOG ASSN	2	0.00
		13 = Prefer to ans in days per yr LOG ASSN	6	0.01
		21 = Prefer to ans in days per wk (CRBSTWAY=1,11).....	24	0.04
		22 = Prefer to ans in days per mo (CRBSTWAY=2,12)	6	0.01
		23 = Prefer to ans in days per yr (CRBSTWAY=3,13).....	5	0.01
		85 = BAD DATA Logically assigned	5	0.01
		91 = NEVER USED COCAINE	48618	87.96
		93 = DID NOT USE COCAINE IN THE PAST 12 MOS	5461	9.88
		97 = REFUSED	13	0.02
		98 = BLANK (NO ANSWER).....	80	0.14

COCAINE

On how many days in the past 12 months did you use cocaine?

CCDAYPYR	Len: 3	# DAYS USED COCAINE PAST 12 MONTHS	Freq	Pct
		RANGE = 1 - 365.....	704	1.27
		985 = BAD DATA Logically assigned	2	0.00
		989 = LEGITIMATE SKIP Logically assigned.....	8	0.01
		991 = NEVER USED COCAINE	48618	87.96
		993 = DID NOT USE COCAINE IN THE PAST 12 MOS	5461	9.88
		994 = DON'T KNOW.....	1	0.00
		997 = REFUSED	13	0.02
		998 = BLANK (NO ANSWER).....	83	0.15
		999 = LEGITIMATE SKIP	381	0.69

On average, how many days did you use cocaine each month during the past 12 months?

CCDAYPMO	Len: 2	# DAYS PER MONTH USED COCAINE PAST 12 MONTHS	Freq	Pct
		RANGE = 1 - 24.....	217	0.39
		89 = LEGITIMATE SKIP Logically assigned.....	9	0.02
		91 = NEVER USED COCAINE	48618	87.96
		93 = DID NOT USE COCAINE IN THE PAST 12 MOS	5461	9.88
		94 = DON'T KNOW.....	2	0.00
		97 = REFUSED	15	0.03
		98 = BLANK (NO ANSWER).....	85	0.15
		99 = LEGITIMATE SKIP	864	1.56

On average, how many days did you use cocaine each week during the past 12 months?

CCDAYPWK	Len: 2	# DAYS PER WEEK USE COCAINE PAST 12 MONTHS	Freq	Pct
		RANGE = 1 - 7.....	166	0.30
		85 = BAD DATA Logically assigned	3	0.01
		91 = NEVER USED COCAINE	48618	87.96
		93 = DID NOT USE COCAINE IN THE PAST 12 MOS	5461	9.88
		94 = DON'T KNOW.....	5	0.01
		97 = REFUSED	15	0.03
		98 = BLANK (NO ANSWER).....	82	0.15
		99 = LEGITIMATE SKIP	921	1.67

Think specifically about the past 30 days, from [DATEFILL] up to and including today. During the past 30 days, on how many days did you use cocaine?

COCUS30A	Len: 2	# DAYS USED COCAINE PAST 30 DAYS	Freq	Pct
		RANGE = 1 - 30.....	337	0.61
		85 = BAD DATA Logically assigned	10	0.02
		91 = NEVER USED COCAINE	48618	87.96
		93 = DID NOT USE COCAINE IN THE PAST 30 DAYS.....	6208	11.23
		97 = REFUSED	12	0.02
		98 = BLANK (NO ANSWER).....	86	0.16

What is your best estimate of the number of days you used cocaine during the past 30 days?

CC30EST	Len: 2	BEST ESTIMATE # DAYS USED COCAINE PAST 30 DAYS	Freq	Pct
		91 = NEVER USED COCAINE	48618	87.96
		93 = DID NOT USE COCAINE IN THE PAST 30 DAYS.....	6208	11.23
		97 = REFUSED	12	0.02
		98 = BLANK (NO ANSWER).....	96	0.17
		99 = LEGITIMATE SKIP	337	0.61

CRACK

CRACK

The next questions are about 'crack', that is cocaine in rock or chunk form, and not the other forms of cocaine.

Have you ever, even once, used 'crack'?

CRKEVER	Len: 2	EVER USED CRACK	Freq	Pct
		1 = Yes	1662	3.01
		2 = No.....	4968	8.99
		91 = NEVER USED COCAINE (COCEVER=2).....	48618	87.96
		97 = REFUSED	12	0.02
		98 = BLANK (NO ANSWER).....	11	0.02

How old were you the first time you used 'crack'?

CRKAGE	Len: 3	AGE WHEN FIRST USED CRACK	Freq	Pct
		RANGE = 7 - 60.....	1649	2.98
		985 = BAD DATA Logically assigned	1	0.00
		991 = NEVER USED CRACK	53586	96.95
		994 = DON'T KNOW.....	11	0.02
		997 = REFUSED	13	0.02
		998 = BLANK (NO ANSWER).....	11	0.02

Did you first use 'crack' in [CURRENT YEAR - 1] or [CURRENT YEAR]?

Did you first use 'crack' in [CURRENT YEAR - 2] or [CURRENT YEAR - 1]?

In what month in [CURRENT YEAR] did you first use 'crack'?

CRKYFU	Len: 4	YEAR OF FIRST CRACK USE - RECODE	Freq	Pct
		RANGE = 2012 - 2014.....	60	0.11
		9985 = BAD DATA Logically assigned	7	0.01
		9989 = LEGITIMATE SKIP Logically assigned.....	3	0.01
		9991 = NEVER USED CRACK	53586	96.95
		9994 = DON'T KNOW.....	11	0.02
		9997 = REFUSED.....	13	0.02
		9998 = BLANK (NO ANSWER).....	11	0.02
		9999 = LEGITIMATE SKIP	1580	2.86

In what month in [CURRENT YEAR] did you first use 'crack'?

In what month in [YEAR FROM CK03a or CK03b] did you first use 'crack'?

CRKMFU	Len: 2	MONTH OF FIRST CRACK USE - RECODE	Freq	Pct
		1 = January.....	5	0.01
		2 = February	3	0.01
		3 = March	8	0.01
		4 = April	6	0.01
		5 = May.....	3	0.01
		6 = June.....	5	0.01
		7 = July	4	0.01
		8 = August	7	0.01
		9 = September	3	0.01
		10 = October.....	3	0.01
		11 = November	6	0.01
		12 = December	3	0.01
		85 = BAD DATA Logically assigned	7	0.01
		89 = LEGITIMATE SKIP Logically assigned.....	3	0.01
		91 = NEVER USED CRACK	53586	96.95
		94 = DON'T KNOW.....	14	0.03
		97 = REFUSED	14	0.03
		98 = BLANK (NO ANSWER).....	11	0.02
		99 = LEGITIMATE SKIP	1580	2.86

CRACK

How long has it been since you last used 'crack'?

CRAKREC	Len: 2	TIME SINCE LAST USED CRACK	Freq	Pct
		1 = Within the past 30 days.....	68	0.12
		2 = More than 30 days ago but within the past 12 mos.....	87	0.16
		3 = More than 12 months ago	1493	2.70
		8 = Used at some point in the past 12 mos LOG ASSN	3	0.01
		9 = Used at some point in the lifetime LOG ASSN	11	0.02
		91 = NEVER USED CRACK	53586	96.95
		97 = REFUSED	12	0.02
		98 = BLANK (NO ANSWER).....	11	0.02

CRKYRTOT	Len: 3	TOTAL # DAYS USED CRACK IN PAST 12 MONTHS	Freq	Pct
		RANGE = 1 - 365.....	152	0.28
		985 = BAD DATA Logically assigned	2	0.00
		991 = NEVER USED CRACK	53586	96.95
		993 = DID NOT USE CRACK IN THE PAST 12 MOS.....	1493	2.70
		994 = DON'T KNOW.....	2	0.00
		997 = REFUSED	12	0.02
		998 = BLANK (NO ANSWER).....	24	0.04

CRTOTFG	Len: 2	TRIMMING INDICATOR FOR CRKYRTOT	Freq	Pct
		2 = Trimmed relative to the 30-day freq.....	2	0.00
		98 = BLANK (NO ANSWER).....	55269	100.0

CRFQFLG	Len: 2	TRIMMED CRKYRTOT IF R USED < 12 MOS	Freq	Pct
		1 = Trimmed to be consistent with mo/yr of 1st use.....	10	0.02
		98 = BLANK (NO ANSWER).....	55261	99.98

Now think about the past 12 months, from [DATEFILL] through today. We want to know how many days you've used 'crack' during the past 12 months.

What would be the easiest way for you to tell us how many days you've used it?

CRBSTWAY	Len: 2	EASIEST WAY TO TELL US # DAYS USED CRACK	Freq	Pct
		1 = Prefer to answer in days per week	51	0.09
		2 = Prefer to answer in days per month.....	30	0.05
		3 = Prefer to answer in days per year	72	0.13
		13 = Prefer to ans in days per yr LOG ASSN	1	0.00
		85 = BAD DATA Logically assigned	2	0.00
		91 = NEVER USED CRACK	53586	96.95
		93 = DID NOT USE CRACK IN THE PAST 12 MOS.....	1493	2.70
		97 = REFUSED	12	0.02
		98 = BLANK (NO ANSWER).....	24	0.04

On how many days in the past 12 months did you use 'crack'?

CRDAYPYR	Len: 3	# DAYS USED CRACK PAST 12 MONTHS	Freq	Pct
		RANGE = 1 - 365.....	73	0.13
		985 = BAD DATA Logically assigned	1	0.00
		989 = LEGITIMATE SKIP Logically assigned.....	1	0.00
		991 = NEVER USED CRACK	53586	96.95
		993 = DID NOT USE CRACK IN THE PAST 12 MOS.....	1493	2.70
		997 = REFUSED	12	0.02
		998 = BLANK (NO ANSWER).....	25	0.05
		999 = LEGITIMATE SKIP	80	0.14

CRACK

On average, how many days did you use 'crack' each month during the past 12 months?

CRDAYPMO	Len: 2	# DAYS PER MONTH USED CRACK PAST 12 MONTHS	Freq	Pct
		RANGE = 1 - 15.....	29	0.05
		91 = NEVER USED CRACK	53586	96.95
		93 = DID NOT USE CRACK IN THE PAST 12 MOS.....	1493	2.70
		94 = DON'T KNOW.....	1	0.00
		97 = REFUSED	12	0.02
		98 = BLANK (NO ANSWER).....	26	0.05
		99 = LEGITIMATE SKIP	124	0.22

On average, how many days did you use 'crack' each week during the past 12 months?

CRDAYPWK	Len: 2	# DAYS PER WEEK USED CRACK PAST 12 MONTHS	Freq	Pct
		RANGE = 1 - 7.....	50	0.09
		85 = BAD DATA Logically assigned	1	0.00
		91 = NEVER USED CRACK	53586	96.95
		93 = DID NOT USE CRACK IN THE PAST 12 MOS.....	1493	2.70
		94 = DON'T KNOW.....	2	0.00
		97 = REFUSED	12	0.02
		98 = BLANK (NO ANSWER).....	25	0.05
		99 = LEGITIMATE SKIP	102	0.18

Think specifically about the past 30 days, from [DATEFILL] up to and including today. During the past 30 days, on how many days did you use 'crack'?

CRKUS30A	Len: 2	# DAYS USED CRACK PAST 30 DAYS	Freq	Pct
		RANGE = 1 - 30.....	67	0.12
		91 = NEVER USED CRACK	53586	96.95
		93 = DID NOT USE CRACK IN THE PAST 30 DAYS	1580	2.86
		94 = DON'T KNOW.....	1	0.00
		97 = REFUSED	12	0.02
		98 = BLANK (NO ANSWER).....	25	0.05

What is your best estimate of the number of days you used 'crack' during the past 30 days?

CR30EST	Len: 2	BEST ESTIMATE # DAYS USED CRACK PAST 30 DAYS	Freq	Pct
		1 = 1 or 2 days.....	1	0.00
		91 = NEVER USED CRACK	53586	96.95
		93 = DID NOT USE CRACK IN THE PAST 30 DAYS	1580	2.86
		97 = REFUSED	12	0.02
		98 = BLANK (NO ANSWER).....	25	0.05
		99 = LEGITIMATE SKIP	67	0.12

HEROIN

HEROIN

These next questions are about heroin.

Have you ever, even once, used heroin?

HEREVER	Len: 2	EVER USED HEROIN	Freq	Pct
		1 = Yes	942	1.70
		2 = No.....	54296	98.24
		94 = DON'T KNOW.....	28	0.05
		97 = REFUSED	5	0.01

How old were you the first time you used heroin?

HERAGE	Len: 3	AGE WHEN FIRST USED HEROIN	Freq	Pct
		RANGE = 1 - 55.....	931	1.68
		985 = BAD DATA Logically assigned	3	0.01
		991 = NEVER USED HEROIN.....	54296	98.24
		994 = DON'T KNOW.....	6	0.01
		997 = REFUSED	7	0.01
		998 = BLANK (NO ANSWER).....	28	0.05

Did you first use heroin in [CURRENT YEAR - 1] or [CURRENT YEAR]?

Did you first use heroin in [CURRENT YEAR - 2] or [CURRENT YEAR - 1]?

In what month in [CURRENT YEAR] did you first use heroin?

HERYFU	Len: 4	YEAR OF FIRST HEROIN USE - RECODE	Freq	Pct
		RANGE = 2012 - 2014.....	96	0.17
		9985 = BAD DATA Logically assigned	9	0.02
		9989 = LEGITIMATE SKIP Logically assigned.....	17	0.03
		9991 = NEVER USED HEROIN.....	54296	98.24
		9994 = DON'T KNOW.....	6	0.01
		9997 = REFUSED.....	7	0.01
		9998 = BLANK (NO ANSWER).....	28	0.05
		9999 = LEGITIMATE SKIP	812	1.47

In what month in [CURRENT YEAR] did you first use heroin?

In what month in [YEAR FROM HE03a or HE03b] did you first use heroin?

HERMFU	Len: 2	MONTH OF FIRST HEROIN USE - RECODE	Freq	Pct
		1 = January.....	16	0.03
		2 = February	5	0.01
		3 = March	7	0.01
		4 = April	5	0.01
		5 = May.....	9	0.02
		6 = June.....	5	0.01
		7 = July.....	5	0.01
		8 = August	11	0.02
		9 = September	3	0.01
		10 = October.....	8	0.01
		11 = November.....	9	0.02
		12 = December.....	8	0.01
		85 = BAD DATA Logically assigned	9	0.02
		89 = LEGITIMATE SKIP Logically assigned.....	17	0.03
		91 = NEVER USED HEROIN.....	54296	98.24
		94 = DON'T KNOW.....	11	0.02
		97 = REFUSED	7	0.01
		98 = BLANK (NO ANSWER).....	28	0.05
		99 = LEGITIMATE SKIP	812	1.47

HEROIN

How long has it been since you last used heroin?

HERREC	Len: 2	TIME SINCE LAST USED HEROIN	Freq	Pct
		1 = Within the past 30 days.....	98	0.18
		2 = More than 30 days ago but within the past 12 mos.....	114	0.21
		3 = More than 12 months ago	698	1.26
		8 = Used at some point in the past 12 mos LOG ASSN	22	0.04
		9 = Used at some point in the lifetime LOG ASSN	10	0.02
		91 = NEVER USED HEROIN.....	54296	98.24
		97 = REFUSED	5	0.01
		98 = BLANK (NO ANSWER).....	28	0.05

HERYRTOT	Len: 3	TOTAL # OF DAYS USED HEROIN IN PAST 12 MONTHS	Freq	Pct
		RANGE = 1 - 365.....	215	0.39
		985 = BAD DATA Logically assigned	18	0.03
		991 = NEVER USED HEROIN.....	54296	98.24
		993 = DID NOT USE HEROIN IN THE PAST 12 MOS.....	698	1.26
		994 = DON'T KNOW.....	1	0.00
		997 = REFUSED	5	0.01
		998 = BLANK (NO ANSWER).....	38	0.07

HRTOTFG	Len: 2	TRIMMING INDICATOR FOR HERYRTOT	Freq	Pct
		2 = Trimmed relative to the 30-day freq.....	4	0.01
		98 = BLANK (NO ANSWER).....	55267	99.99

HRFQFLG	Len: 2	TRIMMED HERYRTOT IF R USED < 12 MOS	Freq	Pct
		1 = Trimmed to be consistent with mo/yr of 1st use.....	24	0.04
		98 = BLANK (NO ANSWER).....	55247	99.96

Now think about the past 12 months, from [DATEFILL] through today. We want to know how many days you've used heroin during the past 12 months.

What would be the easiest way for you to tell us how many days you've used it?

HRBSTWAY	Len: 2	EASIEST WAY TO TELL US # DAYS USED HEROIN	Freq	Pct
		1 = Prefer to answer in days per week.....	79	0.14
		2 = Prefer to answer in days per month.....	49	0.09
		3 = Prefer to answer in days per year	88	0.16
		85 = BAD DATA Logically assigned	18	0.03
		91 = NEVER USED HEROIN.....	54296	98.24
		93 = DID NOT USE HEROIN IN THE PAST 12 MOS.....	698	1.26
		97 = REFUSED	5	0.01
		98 = BLANK (NO ANSWER).....	38	0.07

On how many days in the past 12 months did you use heroin?

HRDAYPYR	Len: 3	# DAYS USED HEROIN PAST 12 MONTHS	Freq	Pct
		RANGE = 1 - 365.....	88	0.16
		991 = NEVER USED HEROIN.....	54296	98.24
		993 = DID NOT USE HEROIN IN THE PAST 12 MOS.....	698	1.26
		997 = REFUSED	5	0.01
		998 = BLANK (NO ANSWER).....	56	0.10
		999 = LEGITIMATE SKIP	128	0.23

HEROIN

On average, how many days did you use heroin each month during the past 12 months?

HRDAYPMO	Len: 2	# DAYS PER MONTH USED HEROIN PAST 12 MONTHS	Freq	Pct
		RANGE = 1 - 30.....	49	0.09
		85 = BAD DATA Logically assigned	6	0.01
		91 = NEVER USED HEROIN.....	54296	98.24
		93 = DID NOT USE HEROIN IN THE PAST 12 MOS.....	698	1.26
		97 = REFUSED	5	0.01
		98 = BLANK (NO ANSWER).....	50	0.09
		99 = LEGITIMATE SKIP	167	0.30

On average, how many days did you use heroin each week during the past 12 months?

HRDAYPWK	Len: 2	# DAYS PER WEEK USED HEROIN PAST 12 MONTHS	Freq	Pct
		RANGE = 1 - 7.....	78	0.14
		85 = BAD DATA Logically assigned	12	0.02
		91 = NEVER USED HEROIN.....	54296	98.24
		93 = DID NOT USE HEROIN IN THE PAST 12 MOS.....	698	1.26
		94 = DON'T KNOW.....	1	0.00
		97 = REFUSED	5	0.01
		98 = BLANK (NO ANSWER).....	44	0.08
		99 = LEGITIMATE SKIP	137	0.25

Think specifically about the past 30 days, from [DATEFILL] up to and including today. During the past 30 days, on how many days did you use heroin?

HER30USE	Len: 2	# DAYS USED HEROIN PAST 30 DAYS	Freq	Pct
		RANGE = 1 - 30.....	98	0.18
		85 = BAD DATA Logically assigned	4	0.01
		91 = NEVER USED HEROIN.....	54296	98.24
		93 = DID NOT USE HEROIN IN THE PAST 30 DAYS.....	812	1.47
		97 = REFUSED	5	0.01
		98 = BLANK (NO ANSWER).....	56	0.10

What is your best estimate of the number of days you used heroin during the past 30 days?

HR30EST	Len: 2	BEST EST. # DAYS USED HEROIN PAST 30 DAYS	Freq	Pct
		91 = NEVER USED HEROIN.....	54296	98.24
		93 = DID NOT USE HEROIN IN THE PAST 30 DAYS.....	812	1.47
		97 = REFUSED	5	0.01
		98 = BLANK (NO ANSWER).....	60	0.11
		99 = LEGITIMATE SKIP	98	0.18

HALLUCINOGENS

HALLUCINOGENS

The next questions are about substances called hallucinogens. These drugs often cause people to see or experience things that are not real.

A list of some common hallucinogens is shown below. These and many other substances that people use as hallucinogens are often known by street names, and we can't list them all. Please take a moment to look at the substances listed below so you know what kind of drugs the next questions are about.

LSD, also called 'acid'
 PCP, also called 'angel dust' or phencyclidine
 Peyote
 Mescaline
 Psilocybin
 'Ecstasy,' also called MDMA

Have you ever, even once, used LSD, also called "acid"?

LSD	Len: 2	EVER USED LSD ("ACID")	Freq	Pct
		1 = Yes	4337	7.85
		2 = No.....	3413	6.18
		3 = Yes LOGICALLY ASSIGNED.....	3	0.01
		85 = BAD DATA Logically assigned	1	0.00
		91 = NEVER USED HALLUCINOGENS	47472	85.89
		94 = DON'T KNOW.....	37	0.07
		97 = REFUSED	8	0.01

Have you ever, even once, used PCP, also called 'angel dust' or phencyclidine?

PCP	Len: 2	EVER USED PCP ("ANGEL DUST," PHENCYCLIDINE)	Freq	Pct
		1 = Yes	930	1.68
		2 = No.....	6826	12.35
		3 = Yes LOGICALLY ASSIGNED.....	1	0.00
		85 = BAD DATA Logically assigned	1	0.00
		91 = NEVER USED HALLUCINOGENS	47472	85.89
		94 = DON'T KNOW.....	36	0.07
		97 = REFUSED	5	0.01

Have you ever, even once, used peyote?

PEYOTE	Len: 2	EVER USED PEYOTE	Freq	Pct
		1 = Yes	798	1.44
		2 = No.....	6936	12.55
		85 = BAD DATA Logically assigned	1	0.00
		91 = NEVER USED HALLUCINOGENS	47472	85.89
		94 = DON'T KNOW.....	57	0.10
		97 = REFUSED	7	0.01

Have you ever, even once, used mescaline?

MESC	Len: 2	EVER USED Mescaline	Freq	Pct
		1 = Yes	1038	1.88
		2 = No.....	6684	12.09
		85 = BAD DATA Logically assigned	1	0.00
		91 = NEVER USED HALLUCINOGENS	47472	85.89
		94 = DON'T KNOW.....	71	0.13
		97 = REFUSED	5	0.01

HALLUCINOGENS

Have you ever, even once, used psilocybin, found in mushrooms?

PSILCY	Len: 2	EVER USED PSILOCYBIN (MUSHROOMS)	Freq	Pct
		1 = Yes	4388	7.94
		2 = No.....	3295	5.96
		3 = Yes LOGICALLY ASSIGNED.....	30	0.05
		85 = BAD DATA Logically assigned	1	0.00
		91 = NEVER USED HALLUCINOGENS	47472	85.89
		94 = DON'T KNOW.....	76	0.14
		97 = REFUSED	9	0.02

Have you ever, even once, used 'Ecstasy,' also known as MDMA?

ECSTASY	Len: 2	EVER USED 'ECSTASY' (MDMA)	Freq	Pct
		1 = Yes	4031	7.29
		2 = No.....	3708	6.71
		3 = Yes LOGICALLY ASSIGNED.....	4	0.01
		85 = BAD DATA Logically assigned	1	0.00
		91 = NEVER USED HALLUCINOGENS	47472	85.89
		94 = DON'T KNOW.....	49	0.09
		97 = REFUSED	6	0.01

Have you ever, even once used any other hallucinogens besides the ones that have been listed?

HALNOLST	Len: 2	EVER USED OTHER HALLUCINOGEN	Freq	Pct
		1 = Yes	1065	1.93
		2 = No.....	6668	12.06
		85 = BAD DATA Logically assigned	1	0.00
		91 = NEVER USED HALLUCINOGENS	47472	85.89
		94 = DON'T KNOW.....	58	0.10
		97 = REFUSED	7	0.01

HALLUCINOGENS

HALNEWA	Len: 4	OTHER HALLUCINOGEN - SPECIFY 1	Freq	Pct
		116 = Methaqualone, Sopor, Quaalude.....	5	0.01
		123 = Unisom <OTC>.....	1	0.00
		130 = Phenergan, Promethazine	1	0.00
		174 = Ambien, Stilnox, Zolpidem	1	0.00
		177 = Bean	1	0.00
		187 = Belladonna plant/flower/root, deadly nightshade	1	0.00
		209 = Xanax, Alprazolam, Tafil, Xanax bars.....	6	0.01
		267 = Marezine.....	1	0.00
		318 = Ritalin, Methylphenidate.....	1	0.00
		322 = Methamphetamine ("ice" or "crank"), Meth	5	0.01
		348 = Crystal	1	0.00
		351 = Cathinone, cat, khat, Q'at.....	1	0.00
		355 = Crystal meth, crystal methamphetamine	1	0.00
		395 = Black cats	1	0.00
		411 = Talwin	1	0.00
		415 = Codeine	1	0.00
		465 = Actiq, Fentanyl, Duragesic, Sublimaze	1	0.00
		501 = Gasoline or lighter fluids.....	4	0.01
		502 = Spray paints.....	2	0.00
		503 = Other aerosol sprays.....	1	0.00
		504 = Shoeshine liquid, glue, or toluene	1	0.00
		505 = Lacquer thinner or other paint solvents	3	0.01
		506 = Amyl nitrite, "poppers," locker room odorizer, "rush"	4	0.01
		508 = Nitrous oxide, "whippits," dentist gas.....	6	0.01
		509 = Correction fluids, degreasers, cleaning fluids	1	0.00
		510 = OTHER Inhalant, NOT OTHERWISE SPECIFIED	4	0.01
		511 = Markers, felt-tip pens, ink pens	2	0.00
		512 = Incense.....	3	0.01
		516 = CHC, chlorofluorocarbon, freon, refrigerant.....	2	0.00
		519 = Helium	1	0.00
		520 = Old paint, paint.....	4	0.01
		566 = Smoked tea from Lipton tea bag	2	0.00
		590 = Canned air, compressed air	1	0.00
		592 = Computer air duster, computer cleaner, dust-off.....	13	0.02
		601 = LSD ("acid")	58	0.10
		602 = Peyote	2	0.00
		603 = Mescaline	1	0.00
		604 = Psilocybin (mushrooms), sclerotia, shrooms	39	0.07
		605 = PCP ("angel dust," phencyclidine).....	2	0.00
		606 = "Ecstasy" (MDMA), X-TC, "X"	8	0.01
		607 = OTHER Hallucinogen, NOT OTHERWISE SPECIFIED.....	72	0.13
		609 = Jimson weed.....	1	0.00
		612 = Happy stick, sherm, sherman, shermstick	2	0.00
		614 = MDA, Methylenedioxy amphetamine.....	4	0.01
		616 = DET, Dimethyltryptamine, DMT	142	0.26
		617 = Morning glory seeds, morning glory tendrils, ricea.....	2	0.00
		618 = Acid paper, blotter (acid).....	4	0.01
		622 = Microdot(s), green microdot, purple microdot	3	0.01
		625 = Window, window pane, 4-way pane, 4-way	3	0.01
		627 = Hawaiian wood rose, Hawaiian Woodrow seeds	1	0.00
		629 = Rocket Fuel.....	1	0.00
		636 = DOM, STP	5	0.01
		637 = Purple haze.....	3	0.01
		639 = Nutmeg, Mace	3	0.01
		650 = Datura stramonium, daytura, thorn apple	5	0.01
		658 = Special K, Ketamine.....	34	0.06
		659 = Boat	1	0.00
		678 = Banana peels.....	1	0.00
		679 = Hell bells	1	0.00
		695 = Angel's trumpet.....	2	0.00
		698 = 2C-B, Bromo mescaline, Nexus	24	0.04
		703 = Opium	3	0.01
		709 = Poppy	1	0.00
		802 = THC, cannabinal, marinol, tetrahydrocannabinol.....	4	0.01
		803 = Marijuana, MarrJane, Mary Jane, MJ, pot, weed	4	0.01
		805 = Cocaine, coca, cocaina, coke, perico.....	1	0.00
		806 = Crack, rock.....	1	0.00
		829 = Robitussin DM <OTC>	7	0.01
		843 = Cold medicine, cold tablets <OTC>.....	1	0.00
		847 = GHB, NSC, gamma hydroxybutyrate.....	3	0.01
		852 = Formaldehyde, wak, whack (embalming fluid).....	1	0.00
		866 = Boomers	1	0.00
		883 = Dextromethorphan hydrobromide <OTC>	10	0.02

HALLUCINOGENS

900 = Not a drug.....	1	0.00
1001 = Benadryl, Diphenhydramine <OTC>.....	2	0.00
1002 = Dimenhydrinate, Dramamine, sea/motion sickness <OTC>.....	6	0.01
1010 = Diprivan, Propofol	1	0.00
3023 = Adderall	3	0.01
3052 = Speed; otherwise unspecified	4	0.01
3116 = MCAT, Mephedrone.....	1	0.00
3119 = MDPV, Methylenedioxypyrovalerone.....	1	0.00
3127 = 4-FMA, 4-Fluoromethamphetamine.....	1	0.00
4044 = Hydrocodone	1	0.00
4067 = OxyContin	1	0.00
5098 = Axe/Axe deodorant; aerosol unspecified	1	0.00
6005 = Sassafras, sassafras tea.....	6	0.01
6029 = DXM	19	0.03
6043 = Diviner's sage, Salvia divinorum.....	134	0.24
6051 = Tryptamine, not otherwise specified	1	0.00
6061 = 5-MeO-DMT	1	0.00
6062 = Madderwort, wormwood	1	0.00
6074 = LSA.....	10	0.02
6077 = San Pedro.....	1	0.00
6083 = CCC, "Triple C," C3 <OTC>	9	0.02
6091 = Ergot, rye mold.....	1	0.00
6092 = TCP	1	0.00
6102 = Absinthe.....	3	0.01
6103 = Ayahuasca, Yahe.....	12	0.02
6105 = Alpha-methyltryptamine, AMT, IT-290, 3-IT	3	0.01
6109 = 2, 5-Dimethoxyamphetamine, DMA.....	2	0.00
6112 = 2C-T-2	1	0.00
6114 = Molly; not otherwise specified	47	0.09
6126 = 2,5-Dimethoxy-4-iodophenethylamine, 2C-I	27	0.05
6127 = Skittles	2	0.00
6138 = 2C-E, 2-5-Dimethoxy-4-ethyl-phenethylamine.....	7	0.01
6173 = 2,5-dimethoxy-4-bromoamphetamine, DOB	1	0.00
6176 = 3C-Bromo-Dragonfly, DOB-Dragonfly	1	0.00
6182 = 2C-P, 4-propyl-2,5-dimethoxyphenethylamine.....	1	0.00
6185 = 25I-NBOMe, 2C-I-NBOMe, BOM-CI, Cimbi-5.....	13	0.02
6186 = 3-MeO-2-Oxo-PCE, MXE, Methoxetamine.....	2	0.00
6188 = 25B-NBOMe, NBOMe-2C-B.....	1	0.00
6189 = 25C-NBOMe, 2C-C-NBOMe, NBOMe-2C-C, N-Bomb.....	3	0.01
6199 = LAH, LSH, Lysergic acid hydroxyethylamide.....	1	0.00
8011 = Herb, flower, plant; type unspecified.....	2	0.00
8012 = Coriciden <OTC>	11	0.02
8058 = Cough medicine/syrup; type unspecified	10	0.02
8100 = Kava Kava <OTC>	1	0.00
8118 = Smoke/smoking; not otherwise specified.....	2	0.00
8192 = Delsym, Dextromethorphan polistirex <OTC>	1	0.00
8214 = Robo, robo tripping	1	0.00
8283 = Synthetic cannabinoids (eg, K2, Spice, JWH-018)	22	0.04
8293 = Lean (Promethazine w/codeine mixed w/Sprite).....	3	0.01
8301 = Bath salts, otherwise unspecified	2	0.00
8315 = Synthetic cannabis; otherwise unspecified	1	0.00
8327 = 7H.....	1	0.00
8351 = 6-APB, Benzo Fury	1	0.00
8358 = Kanna powder, sceletium tortuosom	1	0.00
9985 = BAD DATA Logically assigned	5	0.01
9991 = NEVER USED HALLUCINOGENS	47472	85.89
9997 = REFUSED.....	34	0.06
9998 = BLANK (NO ANSWER).....	154	0.28
9999 = LEGITIMATE SKIP	6668	12.06

HALLUCINOGENS

HALNEWB	Len: 4	OTHER HALLUCINOGEN - SPECIFY 2	Freq	Pct
		130 = Phenergan, Promethazine	1	0.00
		221 = OTHER Tranquilizer, NOT OTHERWISE SPECIFIED.....	1	0.00
		345 = Black molly.....	1	0.00
		423 = Percocet	1	0.00
		566 = Smoked tea from Lipton tea bag	1	0.00
		592 = Computer air duster, computer cleaner, dust-off.....	3	0.01
		601 = LSD ("acid")	6	0.01
		603 = Mescaline	4	0.01
		604 = Psilocybin (mushrooms), sclerotia, shrooms	2	0.00
		606 = "Ecstasy" (MDMA), X-TC, "X"	3	0.01
		607 = OTHER Hallucinogen, NOT OTHERWISE SPECIFIED.....	13	0.02
		614 = MDA, Methylenedioxy amphetamine.....	4	0.01
		616 = DET, Dimethyltryptamine, DMT	23	0.04
		617 = Morning glory seeds, morning glory tendrils, ricea.....	3	0.01
		622 = Microdot(s), green microdot, purple microdot	2	0.00
		636 = DOM, STP	1	0.00
		639 = Nutmeg, Mace	1	0.00
		650 = Datura stramonium, daytura, thorn apple	1	0.00
		658 = Special K, Ketamine.....	12	0.02
		679 = Hell bells	1	0.00
		698 = 2C-B, Bromo mescaline, Nexus	14	0.03
		802 = THC, cannabinol, marinol, tetrahydrocannabinol	1	0.00
		803 = Marijuana, MarrJane, Mary Jane, MJ, pot, weed.....	1	0.00
		829 = Robitussin DM <OTC>	4	0.01
		843 = Cold medicine, cold tablets <OTC>.....	2	0.00
		847 = GHB, NSC, gamma hydroxybutyrate.....	1	0.00
		852 = Formaldehyde, wak, whack (embalming fluid).....	1	0.00
		883 = Dextromethorphan hydrobromide <OTC>	5	0.01
		1001 = Benadryl, Diphenhydramine <OTC>.....	1	0.00
		1002 = Dimenhydrinate, Dramamine, sea/motion sickness <OTC>.....	1	0.00
		3023 = Adderall	1	0.00
		3116 = MCAT, Mephedrone.....	1	0.00
		4044 = Hydrocodone	1	0.00
		5097 = Lysol; aerosol unspecified	1	0.00
		5098 = Axe/Axe deodorant; aerosol unspecified	1	0.00
		6005 = Sassafras, sassafras tea.....	3	0.01
		6029 = DXM	5	0.01
		6043 = Diviner's sage, Salvia divinorum.....	17	0.03
		6074 = LSA.....	3	0.01
		6077 = San Pedro.....	1	0.00
		6083 = CCC, "Triple C," C3 <OTC>	2	0.00
		6102 = Absinthe.....	1	0.00
		6103 = Ayahuasca, Yahe.....	4	0.01
		6105 = Alpha-methyltryptamine, AMT, IT-290, 3-IT	1	0.00
		6114 = Molly; not otherwise specified	2	0.00
		6126 = 2,5-Dimethoxy-4-iodophenethylamine, 2C-I	5	0.01
		6130 = 5-MeO-DiPT, foxy methoxy	1	0.00
		6132 = Amanita mushrooms, fly agaric, muscimol	2	0.00
		6135 = 5-MeO-AMT	1	0.00
		6138 = 2C-E, 2-5-Dimethoxy-4-ethyl-phenethylamine.....	10	0.02
		6146 = 5-MeO; otherwise unspecified.....	1	0.00
		6159 = 2,5-Dimethoxy-4-methylthiophenethylamine, 2C-T	1	0.00
		6169 = 2,5-dimethoxy-4-chloroamphetamine, DOC	1	0.00
		6171 = 4-acetoxy-N,N-dimethyltryptamine, 4-AcO-DMT.....	1	0.00
		6173 = 2,5-dimethoxy-4-bromoamphetamine, DOB	1	0.00
		6180 = 2C-BCB, TCB-2	1	0.00
		6185 = 25I-NBOMe, 2C-I-NBOMe, BOM-CI, Cimbi-5.....	5	0.01
		6193 = Fungus; otherwise unspecified	1	0.00
		6197 = 2C-C, 4-chloro-2,5-dimethoxyphenethylamine	1	0.00
		8012 = Coriciden <OTC>	1	0.00
		8058 = Cough medicine/syrup; type unspecified	1	0.00
		8283 = Synthetic cannabinoids (eg, K2, Spice, JWH-018)	6	0.01
		8359 = Sarsaparilla.....	1	0.00
		9985 = BAD DATA Logically assigned	4	0.01
		9991 = NEVER USED HALLUCINOGENS	47472	85.89
		9997 = REFUSED.....	7	0.01
		9998 = BLANK (NO ANSWER).....	920	1.66
		9999 = LEGITIMATE SKIP	6668	12.06

HALLUCINOGENS

HALNEWC	Len: 4	OTHER HALLUCINOGEN - SPECIFY 3	Freq	Pct
		174 = Ambien, Stilnox, Zolpidem	1	0.00
		187 = Belladonna plant/flower/root, deadly nightshade	1	0.00
		415 = Codeine	1	0.00
		601 = LSD ("acid")	1	0.00
		603 = Mescaline	1	0.00
		604 = Psilocybin (mushrooms), sclerotia, shrooms	1	0.00
		607 = OTHER Hallucinogen, NOT OTHERWISE SPECIFIED.....	6	0.01
		614 = MDA, Methylenedioxy amphetamine.....	1	0.00
		616 = DET, Dimethyltryptamine, DMT	3	0.01
		639 = Nutmeg, Mace	1	0.00
		658 = Special K, Ketamine.....	2	0.00
		660 = Bufotenin, toad, toad licking	1	0.00
		663 = Animal tranquilizer, horse tranquilizer	1	0.00
		679 = Hell bells	1	0.00
		698 = 2C-B, Bromo mescaline, Nexus	6	0.01
		829 = Robitussin DM <OTC>	1	0.00
		883 = Dextromethorphan hydrobromide <OTC>	1	0.00
		6043 = Diviner's sage, Salvia divinorum.....	6	0.01
		6061 = 5-MeO-DMT	1	0.00
		6074 = LSA.....	2	0.00
		6077 = San Pedro.....	2	0.00
		6100 = 2C-T-7, T7, blue mystic.....	1	0.00
		6103 = Ayahuasca, Yahe.....	2	0.00
		6105 = Alpha-methyltryptamine, AMT, IT-290, 3-IT	2	0.00
		6112 = 2C-T-2	1	0.00
		6126 = 2,5-Dimethoxy-4-iodophenethylamine, 2C-I	5	0.01
		6138 = 2C-E, 2-5-Dimethoxy-4-ethyl-phenethylamine.....	4	0.01
		6154 = 2,5-Dimethoxy-4-methylphenethylamine, 2C-D	1	0.00
		6159 = 2,5-Dimethoxy-4-methylthiophenethylamine, 2C-T.....	1	0.00
		6171 = 4-acetoxy-N,N-dimethyltryptamine, 4-AcO-DMT.....	1	0.00
		6173 = 2,5-dimethoxy-4-bromoamphetamine, DOB	1	0.00
		6174 = bk-MDMA, Methyloine.....	1	0.00
		6185 = 25I-NBOMe, 2C-I-NBOMe, BOM-CI, Cimbi-5	1	0.00
		6188 = 25B-NBOMe, NBOMe-2C-B.....	1	0.00
		8058 = Cough medicine/syrup; type unspecified	2	0.00
		8192 = Delsym, Dextromethorphan polistirex <OTC>	1	0.00
		9985 = BAD DATA Logically assigned	2	0.00
		9991 = NEVER USED HALLUCINOGENS	47472	85.89
		9997 = REFUSED.....	8	0.01
		9998 = BLANK (NO ANSWER).....	1055	1.91
		9999 = LEGITIMATE SKIP	6668	12.06

HALNEWD	Len: 4	OTHER HALLUCINOGEN - SPECIFY 4	Freq	Pct
		174 = Ambien, Stilnox, Zolpidem	1	0.00
		601 = LSD ("acid")	1	0.00
		607 = OTHER Hallucinogen, NOT OTHERWISE SPECIFIED.....	1	0.00
		614 = MDA, Methylenedioxy amphetamine.....	2	0.00
		616 = DET, Dimethyltryptamine, DMT	6	0.01
		658 = Special K, Ketamine.....	1	0.00
		698 = 2C-B, Bromo mescaline, Nexus	4	0.01
		6005 = Sassafras, sassafras tea	1	0.00
		6029 = DXM	2	0.00
		6043 = Diviner's sage, Salvia divinorum.....	3	0.01
		6083 = CCC, "Triple C," C3 <OTC>	1	0.00
		6087 = Ibogaine	1	0.00
		6103 = Ayahuasca, Yahe.....	1	0.00
		6105 = Alpha-methyltryptamine, AMT, IT-290, 3-IT	1	0.00
		6126 = 2,5-Dimethoxy-4-iodophenethylamine, 2C-I	3	0.01
		6168 = 2,5-Dimethoxy-4-iodoamphetamine, DOI	1	0.00
		6185 = 25I-NBOMe, 2C-I-NBOMe, BOM-CI, Cimbi-5	2	0.00
		9991 = NEVER USED HALLUCINOGENS	47472	85.89
		9997 = REFUSED.....	7	0.01
		9998 = BLANK (NO ANSWER).....	1092	1.98
		9999 = LEGITIMATE SKIP	6668	12.06

HALLUCINOGENS

HALNEWE	Len: 4	OTHER HALLUCINOGEN - SPECIFY 5	Freq	Pct
		508 = Nitrous oxide, "whippits," dentist gas.....	1	0.00
		601 = LSD ("acid")	1	0.00
		607 = OTHER Hallucinogen, NOT OTHERWISE SPECIFIED.....	1	0.00
		616 = DET, Dimethyltryptamine, DMT.....	1	0.00
		658 = Special K, Ketamine.....	6	0.01
		6074 = LSA.....	1	0.00
		6126 = 2,5-Dimethoxy-4-iodophenethylamine, 2C-I	1	0.00
		6130 = 5-MeO-DIPT, foxy methoxy	1	0.00
		6138 = 2C-E, 2-5-Dimethoxy-4-ethyl-phenethylamine.....	1	0.00
		6182 = 2C-P,4-propyl-2,5-dimethoxyphenethylamine.....	1	0.00
		6185 = 25I-NBOMe, 2C-I-NBOMe, BOM-CI, Cimbi-5.....	1	0.00
		8343 = Agapanthus, Lily of the Nile.....	1	0.00
		9991 = NEVER USED HALLUCINOGENS	47472	85.89
		9997 = REFUSED.....	7	0.01
		9998 = BLANK (NO ANSWER).....	1107	2.00
		9999 = LEGITIMATE SKIP	6668	12.06

How old were you the first time you used [LSFILL]?

HALLAGE	Len: 3	AGE WHEN FIRST USED HALLUCINOGENS	Freq	Pct
		RANGE = 1 - 63.....	7547	13.65
		985 = BAD DATA Logically assigned	22	0.04
		991 = NEVER USED HALLUCINOGENS	47472	85.89
		994 = DON'T KNOW	55	0.10
		997 = REFUSED	24	0.04
		998 = BLANK (NO ANSWER).....	151	0.27

Did you first use [LSFILL] in [CURRENT YEAR - 1] or [CURRENT YEAR]?

Did you first use [LSFILL] in [CURRENT YEAR - 2] or [CURRENT YEAR - 1]?

In what month in [CURRENT YEAR] did you first use [LSFILL]?

HALYFU	Len: 4	YEAR OF FIRST HALLUCINOGEN USE - RECODE	Freq	Pct
		RANGE = 2012 - 2014.....	573	1.04
		9985 = BAD DATA Logically assigned	75	0.14
		9989 = LEGITIMATE SKIP Logically assigned.....	95	0.17
		9991 = NEVER USED HALLUCINOGENS	47472	85.89
		9994 = DON'T KNOW	56	0.10
		9997 = REFUSED.....	24	0.04
		9998 = BLANK (NO ANSWER).....	152	0.28
		9999 = LEGITIMATE SKIP	6824	12.35

HALLUCINOGENS

In what month in [CURRENT YEAR] did you first use [LSFILL]?

In what month in [YEAR FROM LS03a or LS03b] did you first use [LSFILL]?

HALMFU	Len: 2	MONTH OF FIRST HALLUCINOGEN USE - RECODE	Freq	Pct
		1 = January.....	50	0.09
		2 = February.....	44	0.08
		3 = March.....	58	0.10
		4 = April.....	49	0.09
		5 = May.....	39	0.07
		6 = June.....	64	0.12
		7 = July.....	65	0.12
		8 = August.....	34	0.06
		9 = September.....	36	0.07
		10 = October.....	48	0.09
		11 = November.....	37	0.07
		12 = December.....	23	0.04
		85 = BAD DATA Logically assigned.....	76	0.14
		89 = LEGITIMATE SKIP Logically assigned.....	95	0.17
		91 = NEVER USED HALLUCINOGENS.....	47472	85.89
		94 = DON'T KNOW.....	77	0.14
		97 = REFUSED.....	28	0.05
		98 = BLANK (NO ANSWER).....	152	0.28
		99 = LEGITIMATE SKIP.....	6824	12.35

How long has it been since you last used [LSFILL]?

HALLREC	Len: 2	TIME SINCE LAST USED HALLUCINOGENS	Freq	Pct
		1 = Within the past 30 days.....	327	0.59
		2 = More than 30 days ago but within the past 12 mos.....	928	1.68
		3 = More than 12 months ago.....	6195	11.21
		8 = Used at some point in the past 12 mos LOG ASSN.....	38	0.07
		9 = Used at some point in lifetime LOG ASSN.....	131	0.24
		11 = Used in the past 30 days LOGICALLY ASSIGNED.....	17	0.03
		12 = Used >30 days ago but within pst 12 mos LOG ASSN.....	9	0.02
		85 = BAD DATA Logically assigned.....	1	0.00
		91 = NEVER USED HALLUCINOGENS.....	47472	85.89
		97 = REFUSED.....	2	0.00
		98 = BLANK (NO ANSWER).....	151	0.27

HALYRTOT	Len: 3	TOTAL # OF DAYS USED HALLUCINOGENS IN PAST 12 MOS	Freq	Pct
		RANGE = 1 - 365.....	1297	2.35
		985 = BAD DATA Logically assigned.....	14	0.03
		991 = NEVER USED HALLUCINOGENS.....	47472	85.89
		993 = DID NOT USE HALLUCINOGENS IN THE PAST 12 MOS.....	6195	11.21
		994 = DON'T KNOW.....	7	0.01
		997 = REFUSED.....	4	0.01
		998 = BLANK (NO ANSWER).....	282	0.51

HLTOTFG	Len: 2	TRIMMING INDICATOR FOR HALYRTOT	Freq	Pct
		2 = Trimmed relative to the 30-day freq.....	3	0.01
		98 = BLANK (NO ANSWER).....	55268	99.99

HLFQFLG	Len: 2	TRIMMED HALYRTOT IF R USED < 12 MOS	Freq	Pct
		1 = Trimmed to be consistent with mo/yr of 1st use.....	55	0.10
		98 = BLANK (NO ANSWER).....	55216	99.90

HALLUCINOGENS

Now think about the past 12 months, from [DATEFILL] through today. We want to know how many days you've used [LSFILL] during the past 12 months.

What would be the easiest way for you to tell us how many days you've used it?

HLBSTWAY	Len: 2	EASIEST WAY TO TELL US # DAYS USED HALLUCINOGEN	Freq	Pct
		1 = Prefer to answer in days per week	133	0.24
		2 = Prefer to answer in days per month.....	159	0.29
		3 = Prefer to answer in days per year	999	1.81
		13 = Prefer to ans in days per yr LOG ASSN	13	0.02
		85 = BAD DATA Logically assigned	14	0.03
		91 = NEVER USED HALLUCINOGENS	47472	85.89
		93 = DID NOT USE HALLUCINOGENS IN THE PAST 12 MOS.....	6195	11.21
		94 = DON'T KNOW.....	3	0.01
		97 = REFUSED	1	0.00
		98 = BLANK (NO ANSWER).....	282	0.51

On how many days in the past 12 months did you use [LSFILL]?

HLDAYPYR	Len: 3	# DAYS USED HALLUCINOGEN PAST 12 MONTHS	Freq	Pct
		RANGE = 1 - 365.....	1011	1.83
		985 = BAD DATA Logically assigned	13	0.02
		989 = LEGITIMATE SKIP Logically assigned.....	1	0.00
		991 = NEVER USED HALLUCINOGENS	47472	85.89
		993 = DID NOT USE HALLUCINOGENS IN THE PAST 12 MOS	6195	11.21
		994 = DON'T KNOW.....	5	0.01
		997 = REFUSED	1	0.00
		998 = BLANK (NO ANSWER).....	282	0.51
		999 = LEGITIMATE SKIP	291	0.53

On average, how many days did you use [LSFILL] each month during the past 12 months?

HLDAYPMO	Len: 2	# DAYS PER MONTH USED HALLUCINOGEN PAST 12 MONTHS	Freq	Pct
		RANGE = 1 - 30.....	158	0.29
		85 = BAD DATA Logically assigned	2	0.00
		91 = NEVER USED HALLUCINOGENS	47472	85.89
		93 = DID NOT USE HALLUCINOGENS IN THE PAST 12 MOS.....	6195	11.21
		94 = DON'T KNOW.....	5	0.01
		97 = REFUSED	2	0.00
		98 = BLANK (NO ANSWER).....	294	0.53
		99 = LEGITIMATE SKIP	1143	2.07

On average, how many days did you use [LSFILL] each week during the past 12 months?

HLDAYPWK	Len: 2	# DAYS PER WEEK USED HALLUCINOGEN PAST 12 MONTHS	Freq	Pct
		RANGE = 1 - 7.....	129	0.23
		85 = BAD DATA Logically assigned	4	0.01
		91 = NEVER USED HALLUCINOGENS	47472	85.89
		93 = DID NOT USE HALLUCINOGENS IN THE PAST 12 MOS.....	6195	11.21
		94 = DON'T KNOW.....	7	0.01
		97 = REFUSED	4	0.01
		98 = BLANK (NO ANSWER).....	292	0.53
		99 = LEGITIMATE SKIP	1168	2.11

HALLUCINOGENS

Think specifically about the past 30 days, from [DATEFILL] up to and including today. During the past 30 days, on how many days did you use [LSFILL]?

HAL30USE	Len: 2	# DAYS USED HALLUCINOGEN PAST 30 DAYS	Freq	Pct
		RANGE = 1 - 30.....	336	0.61
		85 = BAD DATA Logically assigned	20	0.04
		91 = NEVER USED HALLUCINOGENS	47472	85.89
		93 = DID NOT USE HALLUCINOGENS IN THE PAST 30 DAYS.....	7132	12.90
		94 = DON'T KNOW.....	3	0.01
		97 = REFUSED	1	0.00
		98 = BLANK (NO ANSWER).....	307	0.56

What is your best estimate of the number of days you used [LSFILL] during the past 30 days?

HL30EST	Len: 2	BEST EST. # DAYS USED HALLUCINOGENS PAST 30 DAYS	Freq	Pct
		2 = 3 to 5 days	1	0.00
		3 = 6 to 9 days	1	0.00
		6 = All 30 days	1	0.00
		85 = BAD DATA Logically assigned	2	0.00
		91 = NEVER USED HALLUCINOGENS	47472	85.89
		93 = DID NOT USE HALLUCINOGENS IN THE PAST 30 DAYS.....	7132	12.90
		94 = DON'T KNOW.....	1	0.00
		98 = BLANK (NO ANSWER).....	325	0.59
		99 = LEGITIMATE SKIP	336	0.61

Now think only about LSD. How old were you the first time you used LSD?

LSDAGE	Len: 3	AGE WHEN FIRST USED LSD	Freq	Pct
		RANGE = 1 - 47.....	4257	7.70
		985 = BAD DATA Logically assigned	7	0.01
		991 = NEVER USED LSD.....	50885	92.06
		994 = DON'T KNOW.....	44	0.08
		997 = REFUSED	33	0.06
		998 = BLANK (NO ANSWER).....	45	0.08

Did you first use LSD in [CURRENT YEAR - 1] or [CURRENT YEAR]?

Did you first use LSD in [CURRENT YEAR - 2] OR [CURRENT YEAR - 1]?

In what month in [CURRENT YEAR] did you first use LSD?

LSDYFU	Len: 4	YEAR OF FIRST LSD USE - RECODE	Freq	Pct
		RANGE = 2012 - 2014.....	336	0.61
		9985 = BAD DATA Logically assigned	22	0.04
		9989 = LEGITIMATE SKIP Logically assigned.....	10	0.02
		9991 = NEVER USED LSD.....	50885	92.06
		9994 = DON'T KNOW.....	45	0.08
		9997 = REFUSED.....	33	0.06
		9998 = BLANK (NO ANSWER).....	50	0.09
		9999 = LEGITIMATE SKIP	3890	7.04

HALLUCINOGENS

In what month in [CURRENT YEAR] did you first use LSD?

In what month in [YEAR FROM LS06 or LS07] did you first use LSD?

LSDMFU	Len: 2	MONTH OF FIRST LSD USE - RECODE	Freq	Pct
		1 = January.....	34	0.06
		2 = February.....	24	0.04
		3 = March.....	33	0.06
		4 = April.....	24	0.04
		5 = May.....	24	0.04
		6 = June.....	41	0.07
		7 = July.....	35	0.06
		8 = August.....	19	0.03
		9 = September.....	24	0.04
		10 = October.....	20	0.04
		11 = November.....	21	0.04
		12 = December.....	21	0.04
		85 = BAD DATA Logically assigned.....	24	0.04
		89 = LEGITIMATE SKIP Logically assigned.....	10	0.02
		91 = NEVER USED LSD.....	50885	92.06
		94 = DON'T KNOW.....	56	0.10
		97 = REFUSED.....	36	0.07
		98 = BLANK (NO ANSWER).....	50	0.09
		99 = LEGITIMATE SKIP.....	3890	7.04

Now think only about LSD. How long has it been since you last used LSD?

LSDREC	Len: 2	TIME SINCE LAST USED LSD	Freq	Pct
		1 = Within the past 30 days.....	99	0.18
		2 = More than 30 days ago but within the past 12 mos.....	359	0.65
		3 = More than 12 months ago.....	3817	6.91
		8 = Used at some point in the past 12 mos LOG ASSN.....	7	0.01
		9 = Used at some point in the lifetime LOG ASSN.....	58	0.10
		91 = NEVER USED LSD.....	50885	92.06
		97 = REFUSED.....	8	0.01
		98 = BLANK (NO ANSWER).....	38	0.07

Now think only about PCP. How old were you the first time you used PCP?

PCPAGE	Len: 3	AGE WHEN FIRST USED PCP	Freq	Pct
		RANGE = 6 - 48.....	892	1.61
		985 = BAD DATA Logically assigned.....	2	0.00
		991 = NEVER USED PCP.....	54298	98.24
		994 = DON'T KNOW.....	26	0.05
		997 = REFUSED.....	15	0.03
		998 = BLANK (NO ANSWER).....	38	0.07

Did you first use PCP in [CURRENT YEAR - 1] or [CURRENT YEAR]?

Did you first use PCP in [CURRENT YEAR - 2] OR [CURRENT YEAR - 1]?

In what month in [CURRENT YEAR] did you first use PCP?

PCPYFU	Len: 4	YEAR OF FIRST PCP USE - RECODE	Freq	Pct
		RANGE = 2013 - 2014.....	30	0.05
		9985 = BAD DATA Logically assigned.....	5	0.01
		9989 = LEGITIMATE SKIP Logically assigned.....	2	0.00
		9991 = NEVER USED PCP.....	54298	98.24
		9994 = DON'T KNOW.....	26	0.05
		9997 = REFUSED.....	15	0.03
		9998 = BLANK (NO ANSWER).....	42	0.08
		9999 = LEGITIMATE SKIP.....	853	1.54

HALLUCINOGENS

In what month in [CURRENT YEAR] did you first use PCP?

In what month in [YEAR FROM LS12 or LS13] did you first use PCP?

PCPMFU	Len: 2	MONTH OF FIRST PCP USE - RECODE	Freq	Pct
		1 = January.....	3	0.01
		2 = February.....	3	0.01
		4 = April.....	1	0.00
		5 = May.....	5	0.01
		6 = June.....	3	0.01
		7 = July.....	5	0.01
		8 = August.....	4	0.01
		9 = September.....	1	0.00
		11 = November.....	2	0.00
		12 = December.....	1	0.00
		85 = BAD DATA Logically assigned.....	5	0.01
		89 = LEGITIMATE SKIP Logically assigned.....	2	0.00
		91 = NEVER USED PCP.....	54298	98.24
		94 = DON'T KNOW.....	28	0.05
		97 = REFUSED.....	15	0.03
		98 = BLANK (NO ANSWER).....	42	0.08
		99 = LEGITIMATE SKIP.....	853	1.54

How long has it been since you last used PCP?

PCPREC	Len: 2	TIME SINCE LAST USED PCP	Freq	Pct
		1 = Within the past 30 days.....	9	0.02
		2 = More than 30 days ago but within the past 12 mos.....	30	0.05
		3 = More than 12 months ago.....	871	1.58
		8 = Used at some point in the past 12 mos LOG ASSN.....	2	0.00
		9 = Used at some point in the lifetime LOG ASSN.....	19	0.03
		91 = NEVER USED PCP.....	54298	98.24
		97 = REFUSED.....	5	0.01
		98 = BLANK (NO ANSWER).....	37	0.07

Now think only about 'Ecstasy.' How old were you the first time you used 'Ecstasy,' also known as MDMA?

ECSAGE	Len: 3	AGE WHEN FIRST USED ECSTASY	Freq	Pct
		RANGE = 1 - 67.....	3997	7.23
		985 = BAD DATA Logically assigned.....	7	0.01
		991 = NEVER USED ECSTASY.....	51180	92.60
		994 = DON'T KNOW.....	19	0.03
		997 = REFUSED.....	9	0.02
		998 = BLANK (NO ANSWER).....	59	0.11

Did you first use 'Ecstasy' in [CURRENT YEAR - 1] or [CURRENT YEAR]?

Did you first use 'Ecstasy' in [CURRENT YEAR - 2] or [CURRENT YEAR - 1]?

In what month in [CURRENT YEAR] did you first use 'Ecstasy'?

ECSYFU	Len: 4	YEAR OF FIRST ECSTASY USE - RECODE	Freq	Pct
		RANGE = 2012 - 2014.....	378	0.68
		9985 = BAD DATA Logically assigned.....	29	0.05
		9989 = LEGITIMATE SKIP Logically assigned.....	9	0.02
		9991 = NEVER USED ECSTASY.....	51180	92.60
		9994 = DON'T KNOW.....	19	0.03
		9997 = REFUSED.....	9	0.02
		9998 = BLANK (NO ANSWER).....	72	0.13
		9999 = LEGITIMATE SKIP.....	3575	6.47

HALLUCINOGENS

In what month in [CURRENT YEAR] did you first use 'Ecstasy'?

In what month in [YEAR FROM LS18 or LS19] did you first use 'Ecstasy'?

ECSMFU	Len: 2	MONTH OF FIRST ECSTASY USE - RECODE	Freq	Pct
		1 = January.....	26	0.05
		2 = February.....	19	0.03
		3 = March.....	42	0.08
		4 = April.....	31	0.06
		5 = May.....	30	0.05
		6 = June.....	44	0.08
		7 = July.....	43	0.08
		8 = August.....	18	0.03
		9 = September.....	20	0.04
		10 = October.....	41	0.07
		11 = November.....	27	0.05
		12 = December.....	19	0.03
		85 = BAD DATA Logically assigned.....	29	0.05
		89 = LEGITIMATE SKIP Logically assigned.....	9	0.02
		91 = NEVER USED ECSTASY.....	51180	92.60
		94 = DON'T KNOW.....	33	0.06
		97 = REFUSED.....	13	0.02
		98 = BLANK (NO ANSWER).....	72	0.13
		99 = LEGITIMATE SKIP.....	3575	6.47

How long has it been since you last used 'Ecstasy,' also known as MDMA?

ECSREC	Len: 2	TIME SINCE LAST USED ECSTASY	Freq	Pct
		1 = Within the past 30 days.....	158	0.29
		2 = More than 30 days ago but within the past 12 mos.....	518	0.94
		3 = More than 12 months ago.....	3306	5.98
		8 = Used at some point in the past 12 mos LOG ASSN.....	6	0.01
		9 = Used at some point in the lifetime LOG ASSN.....	47	0.09
		91 = NEVER USED ECSTASY.....	51180	92.60
		97 = REFUSED.....	6	0.01
		98 = BLANK (NO ANSWER).....	50	0.09

INHALANTS

INHALANTS

These next questions are about liquids, sprays, and gases that people sniff or inhale to get high or to make them feel good. We are not interested in times when you inhaled a substance accidentally - such as when painting, cleaning an oven, or filling a car with gasoline.

The questions use the term 'inhalant' to include all the things listed below, as well as any other substances that people sniff or inhale for kicks or to get high. Take a moment to look at the substances listed below so you know what kinds of liquids, sprays, and gases these questions are about.

Amyl nitrite, 'poppers,' locker room odorizers, or 'rush'
Correction fluid, degreaser, or cleaning fluid
Gasoline or lighter fluid
Glue, shoe polish, or toluene
Halothane, ether, or other paint solvents
Lighter gases, such as butane or propane
Nitrous oxide or 'whippits'
Spray paints
Other aerosol sprays

Have you ever, even once, inhaled amyl nitrite, 'poppers,' locker room odorizers, or 'rush' for kicks or to get high?

AMYLNIT	Len: 2	EVER INHALED AMYL NITRITE, 'POPPERS,' RUSH, ETC.	Freq	Pct
		1 = Yes	1159	2.10
		2 = No.....	3310	5.99
		3 = Yes LOGICALLY ASSIGNED.....	2	0.00
		85 = BAD DATA Logically assigned	1	0.00
		91 = NEVER USED INHALANTS.....	50758	91.83
		94 = DON'T KNOW.....	35	0.06
		97 = REFUSED	6	0.01

Have you ever, even once, inhaled correction fluid, degreaser, or cleaning fluid for kicks or to get high?

CLEFLU	Len: 2	EVER INHALED CORRECTION FLUID, DEGREASER, ETC.	Freq	Pct
		1 = Yes	385	0.70
		2 = No.....	4096	7.41
		3 = Yes LOGICALLY ASSIGNED.....	5	0.01
		85 = BAD DATA Logically assigned	1	0.00
		91 = NEVER USED INHALANTS.....	50758	91.83
		94 = DON'T KNOW.....	18	0.03
		97 = REFUSED	8	0.01

Have you ever, even once, inhaled gasoline or lighter fluid for kicks or to get high?

GAS	Len: 2	EVER INHALED GASOLINE OR LIGHTER FLUID	Freq	Pct
		1 = Yes	759	1.37
		2 = No.....	3710	6.71
		3 = Yes LOGICALLY ASSIGNED.....	3	0.01
		85 = BAD DATA Logically assigned	1	0.00
		91 = NEVER USED INHALANTS.....	50758	91.83
		94 = DON'T KNOW.....	29	0.05
		97 = REFUSED	11	0.02

Have you ever, even once, inhaled glue, shoe polish, or toluene for kicks or to get high?

GLUE	Len: 2	EVER INHALED GLUE, SHOE POLISH, OR TOLUENE	Freq	Pct
		1 = Yes	737	1.33
		2 = No.....	3742	6.77
		3 = Yes LOGICALLY ASSIGNED.....	1	0.00
		85 = BAD DATA Logically assigned	1	0.00
		91 = NEVER USED INHALANTS.....	50758	91.83
		94 = DON'T KNOW.....	24	0.04
		97 = REFUSED	8	0.01

INHALANTS

Have you ever, even once, inhaled halothane, ether, or other anesthetics for kicks or to get high?

ETHER	Len: 2	EVER INHALED HALOTHANE, ETHER, OR OTHER ANESTHETIC	Freq	Pct
		1 = Yes	194	0.35
		2 = No.....	4280	7.74
		85 = BAD DATA Logically assigned	1	0.00
		91 = NEVER USED INHALANTS.....	50758	91.83
		94 = DON'T KNOW.....	33	0.06
		97 = REFUSED	5	0.01

Have you ever, even once, inhaled lacquer thinner or other paint solvents for kicks or to get high?

SOLVENT	Len: 2	EVER INHALED LACQUER THINNER, OTHER PAINT SOLVENTS	Freq	Pct
		1 = Yes	347	0.63
		2 = No.....	4137	7.48
		3 = Yes LOGICALLY ASSIGNED.....	1	0.00
		85 = BAD DATA Logically assigned	1	0.00
		91 = NEVER USED INHALANTS.....	50758	91.83
		94 = DON'T KNOW.....	22	0.04
		97 = REFUSED	5	0.01

Have you ever, even once, inhaled lighter gases, such as butane or propane for kicks or to get high?

LGAS	Len: 2	EVER INHALED LIGHTER GASES (BUTANE, PROPANE)	Freq	Pct
		1 = Yes	198	0.36
		2 = No.....	4293	7.77
		85 = BAD DATA Logically assigned	1	0.00
		91 = NEVER USED INHALANTS.....	50758	91.83
		94 = DON'T KNOW.....	17	0.03
		97 = REFUSED	4	0.01

Have you ever, even once, inhaled nitrous oxide or 'whippits' for kicks or to get high?

NITOXID	Len: 2	EVER INHALED NITROUS OXIDE OR 'WHIPPITS'	Freq	Pct
		1 = Yes	2436	4.41
		2 = No.....	2048	3.71
		3 = Yes LOGICALLY ASSIGNED.....	5	0.01
		85 = BAD DATA Logically assigned	1	0.00
		91 = NEVER USED INHALANTS.....	50758	91.83
		94 = DON'T KNOW.....	20	0.04
		97 = REFUSED	3	0.01

Have you ever, even once, inhaled spray paints for kicks or to get high?

SPPAINT	Len: 2	EVER INHALED SPRAY PAINTS	Freq	Pct
		1 = Yes	499	0.90
		2 = No.....	3989	7.22
		85 = BAD DATA Logically assigned	1	0.00
		91 = NEVER USED INHALANTS.....	50758	91.83
		94 = DON'T KNOW.....	20	0.04
		97 = REFUSED	4	0.01

Have you ever, even once, inhaled some other aerosol spray for kicks or to get high?

AEROS	Len: 2	EVER INHALED OTHER AEROSOL SPRAYS	Freq	Pct
		1 = Yes	559	1.01
		2 = No.....	3915	7.08
		3 = Yes LOGICALLY ASSIGNED.....	11	0.02
		85 = BAD DATA Logically assigned	1	0.00
		91 = NEVER USED INHALANTS.....	50758	91.83
		94 = DON'T KNOW.....	22	0.04
		97 = REFUSED	5	0.01

INHALANTS

Have you ever, even once used any other inhalants for kicks or to get high besides the ones that have been listed?

INHNOLST	Len: 2	EVER USED OTHER INHALANTS	Freq	Pct
		1 = Yes	306	0.55
		2 = No.....	4175	7.55
		85 = BAD DATA Logically assigned	1	0.00
		91 = NEVER USED INHALANTS.....	50758	91.83
		94 = DON'T KNOW.....	24	0.04
		97 = REFUSED	7	0.01
INHNEWA	Len: 4	OTHER INHALANT - SPECIFY 1	Freq	Pct
		501 = Gasoline or lighter fluids.....	2	0.00
		502 = Spray paints.....	2	0.00
		503 = Other aerosol sprays.....	19	0.03
		504 = Shoeshine liquid, glue, or toluene	5	0.01
		505 = Lacquer thinner or other paint solvents	2	0.00
		506 = Amyl nitrite,"poppers,"locker room odorizer,"rush"	5	0.01
		508 = Nitrous oxide, "whippits," dentist gas.....	10	0.02
		510 = OTHER Inhalant, NOT OTHERWISE SPECIFIED	15	0.03
		511 = Markers, felt-tip pens, ink pens	67	0.12
		516 = CHC, chlorofluorocarbon, freon, refrigerant.....	9	0.02
		518 = Acetone, nail polish remover	4	0.01
		519 = Helium	13	0.02
		520 = Old paint, paint.....	1	0.00
		524 = White-Out	6	0.01
		526 = Nail polish	3	0.01
		528 = Whipped-cream can.....	7	0.01
		534 = Deodorant.....	1	0.00
		537 = Air horn, canned air horn, condensed horn.....	1	0.00
		540 = PAM.....	2	0.00
		548 = Cologne, isopropanol vapors, rubbing alcohol.....	6	0.01
		560 = Diswashing detergent, laundry detergent, soap.....	2	0.00
		590 = Canned air, compressed air	1	0.00
		591 = Air brush propellant, air brush cartridge.....	1	0.00
		592 = Computer air duster, computer cleaner, dust-off.....	74	0.13
		803 = Marijuana, MarrJane, Mary Jane, MJ, pot, weed.....	2	0.00
		807 = Alcohol, beer, ethanol, EtOH, pink champagne	1	0.00
		809 = Pills.....	1	0.00
		3052 = Speed; otherwise unspecified	1	0.00
		5028 = Carburetor cleaner, engine cleaner	1	0.00
		5045 = Cleaner; not otherwise specified	1	0.00
		5049 = Hand sanitizer/cleaner; contents unspecified	2	0.00
		5071 = Purell	1	0.00
		5077 = Resistol.....	1	0.00
		5083 = Ethyl chloride	1	0.00
		5085 = Toilet bowl hook-ons	1	0.00
		5098 = Axe/Axe deodorant; aerosol unspecified	5	0.01
		6043 = Diviner's sage, Salvia divinorum.....	1	0.00
		8011 = Herb, flower, plant; type unspecified.....	1	0.00
		8024 = Asthma inhaler,asthma medication,bronchial dilator.....	3	0.01
		8056 = Vicks VapoRub/inhaler <OTC>	2	0.00
		8118 = Smoke/smoking; not otherwise specified.....	2	0.00
		8283 = Synthetic cannabinoids (eg, K2, Spice, JWH-018)	1	0.00
		8301 = Bath salts, otherwise unspecified	1	0.00
		9985 = BAD DATA Logically assigned	3	0.01
		9991 = NEVER USED INHALANTS.....	50758	91.83
		9997 = REFUSED.....	23	0.04
		9998 = BLANK (NO ANSWER).....	25	0.05
		9999 = LEGITIMATE SKIP	4175	7.55

INHALANTS

INHNEWB	Len: 4	OTHER INHALANT - SPECIFY 2	Freq	Pct
		501 = Gasoline or lighter fluids.....	1	0.00
		503 = Other aerosol sprays.....	4	0.01
		504 = Shoeshine liquid, glue, or toluene	1	0.00
		510 = OTHER Inhalant, NOT OTHERWISE SPECIFIED	3	0.01
		511 = Markers, felt-tip pens, ink pens	6	0.01
		516 = CHC, chlorofluorocarbon, freon, refrigerant.....	2	0.00
		519 = Helium	1	0.00
		526 = Nail polish	2	0.00
		528 = Whipped-cream can.....	2	0.00
		548 = Cologne, isopropanol vapors, rubbing alcohol.....	1	0.00
		586 = Carbon from empty soft drink bottle	1	0.00
		590 = Canned air, compressed air	2	0.00
		592 = Computer air duster, computer cleaner, dust-off.....	3	0.01
		5053 = Electronics cleaner.....	1	0.00
		5075 = Pine-sol.....	1	0.00
		5091 = Germ-X	1	0.00
		8118 = Smoke/smoking; not otherwise specified.....	1	0.00
		9985 = BAD DATA Logically assigned	2	0.00
		9991 = NEVER USED INHALANTS	50758	91.83
		9997 = REFUSED.....	9	0.02
		9998 = BLANK (NO ANSWER).....	294	0.53
		9999 = LEGITIMATE SKIP	4175	7.55

INHNEWC	Len: 4	OTHER INHALANT - SPECIFY 3	Freq	Pct
		503 = Other aerosol sprays.....	1	0.00
		510 = OTHER Inhalant, NOT OTHERWISE SPECIFIED	2	0.00
		516 = CHC, chlorofluorocarbon, freon, refrigerant.....	1	0.00
		528 = Whipped-cream can.....	1	0.00
		592 = Computer air duster, computer cleaner, dust-off.....	1	0.00
		5049 = Hand sanitizer/cleaner; contents unspecified	1	0.00
		9985 = BAD DATA Logically assigned	1	0.00
		9991 = NEVER USED INHALANTS	50758	91.83
		9997 = REFUSED.....	7	0.01
		9998 = BLANK (NO ANSWER).....	323	0.58
		9999 = LEGITIMATE SKIP	4175	7.55

INHNEWD	Len: 4	OTHER INHALANT - SPECIFY 4	Freq	Pct
		9991 = NEVER USED INHALANTS.....	50758	91.83
		9997 = REFUSED.....	7	0.01
		9998 = BLANK (NO ANSWER).....	331	0.60
		9999 = LEGITIMATE SKIP	4175	7.55

INHNEWB	Len: 4	OTHER INHALANT - SPECIFY 5	Freq	Pct
		9991 = NEVER USED INHALANTS.....	50758	91.83
		9997 = REFUSED.....	7	0.01
		9998 = BLANK (NO ANSWER).....	331	0.60
		9999 = LEGITIMATE SKIP	4175	7.55

The answers that people give us about their use of inhalants are important to this study's success. We know that this information is personal, but remember your answers will be kept confidential.

Please think again about answering this question: Have you ever, even once, used any type of inhalant for kicks or to get high?

NOTE: This variable was coded as 1 if respondents answered yes to the above question and 91 if respondents answered the above question as no (see below). This variable also was coded as 1 if the questions corresponding to any of the following variables were answered as yes: AMYLNIT, CLEFLU, GAS, GLUE, ETHER, SOLVENT, LGAS, NITOXID, SPPAINT, AEROS, or INHNOLST. This variable also was coded as 91 if all of the above variables were coded as 91.

INHEVER	Len: 2	EVER USED INHALANTS	Freq	Pct
		1 = Yes	4420	8.00
		91 = NEVER USED INHALANTS.....	50758	91.83
		97 = REFUSED	1	0.00
		98 = BLANK (NO ANSWER).....	92	0.17

INHALANTS

How old were you the first time you used any inhalant for kicks or to get high?

INHAGE	Len: 3	AGE WHEN FIRST USED INHALANTS	Freq	Pct
		RANGE = 1 - 62.....	4220	7.64
		985 = BAD DATA Logically assigned.....	33	0.06
		991 = NEVER USED INHALANTS.....	50758	91.83
		994 = DON'T KNOW.....	118	0.21
		997 = REFUSED.....	51	0.09
		998 = BLANK (NO ANSWER).....	91	0.16

Did you first use an inhalant of any kind for kicks or to get high in [CURRENT YEAR - 1] or [CURRENT YEAR]?

Did you first use an inhalant of any kind for kicks or to get high in [CURRENT YEAR - 2] or [CURRENT YEAR - 1]?

In what month in [CURRENT YEAR] did you first use an inhalant of any kind for kicks or to get high?

INHYFU	Len: 4	YEAR OF FIRST INHALANT USE - RECODE	Freq	Pct
		RANGE = 2012 - 2014.....	315	0.57
		9985 = BAD DATA Logically assigned.....	79	0.14
		9989 = LEGITIMATE SKIP Logically assigned.....	16	0.03
		9991 = NEVER USED INHALANTS.....	50758	91.83
		9994 = DON'T KNOW.....	120	0.22
		9997 = REFUSED.....	52	0.09
		9998 = BLANK (NO ANSWER).....	92	0.17
		9999 = LEGITIMATE SKIP.....	3839	6.95

In what month in [CURRENT YEAR] did you first use an inhalant of any kind for kicks or to get high?

In what month in [YEAR FROM IN03a or IN03b] did you first use an inhalant of any kind for kicks or to get high?

INHMFU	Len: 2	MONTH OF FIRST INHALANT USE - RECODE	Freq	Pct
		1 = January.....	38	0.07
		2 = February.....	18	0.03
		3 = March.....	27	0.05
		4 = April.....	12	0.02
		5 = May.....	24	0.04
		6 = June.....	27	0.05
		7 = July.....	28	0.05
		8 = August.....	18	0.03
		9 = September.....	30	0.05
		10 = October.....	23	0.04
		11 = November.....	24	0.04
		12 = December.....	13	0.02
		85 = BAD DATA Logically assigned.....	77	0.14
		89 = LEGITIMATE SKIP Logically assigned.....	16	0.03
		91 = NEVER USED INHALANTS.....	50758	91.83
		94 = DON'T KNOW.....	151	0.27
		97 = REFUSED.....	54	0.10
		98 = BLANK (NO ANSWER).....	94	0.17
		99 = LEGITIMATE SKIP.....	3839	6.95

How long has it been since you last used any inhalant for kicks or to get high?

INHREC	Len: 2	TIME SINCE LAST USED INHALANTS	Freq	Pct
		1 = Within the past 30 days.....	151	0.27
		2 = More than 30 days ago but within the past 12 mos.....	337	0.61
		3 = More than 12 months ago.....	3795	6.87
		8 = Used at some point in the past 12 mos LOG ASSN.....	12	0.02
		9 = Used at some point in lifetime LOG ASSN.....	124	0.22
		11 = Used in the past 30 days LOGICALLY ASSIGNED.....	1	0.00
		85 = BAD DATA Logically assigned.....	1	0.00
		91 = NEVER USED INHALANTS.....	50758	91.83
		97 = REFUSED.....	1	0.00
		98 = BLANK (NO ANSWER).....	91	0.16

INHALANTS

INHYRTOT	Len: 3	TOTAL # OF DAYS USED INHALANT PAST 12 MONTHS	Freq	Pct
		RANGE = 1 - 365.....	484	0.88
		985 = BAD DATA Logically assigned.....	3	0.01
		991 = NEVER USED INHALANTS.....	50758	91.83
		993 = DID NOT USE INHALANTS IN THE PAST 12 MOS.....	3795	6.87
		994 = DON'T KNOW.....	12	0.02
		997 = REFUSED.....	4	0.01
		998 = BLANK (NO ANSWER).....	215	0.39

INTOTFG	Len: 2	TRIMMING INDICATOR FOR INHYRTOT	Freq	Pct
		2 = Trimmed relative to the 30-day freq.....	3	0.01
		98 = BLANK (NO ANSWER).....	55268	99.99

INFQFLG	Len: 2	TRIMMED INHYRTOT IF R USED < 12 MOS	Freq	Pct
		1 = Trimmed to be consistent with mo/yr of 1st use.....	56	0.10
		98 = BLANK (NO ANSWER).....	55215	99.90

Now think about the past 12 months, from [DATEFILL] through today. We want to know how many days you've used an inhalant of any kind for kicks or to get high during the past 12 months.

What would be the easiest way for you to tell us how many days you've done this?

INBSTWAY	Len: 2	EASIEST WAY TO TELL US # DAYS USED INHALANTS	Freq	Pct
		1 = Prefer to answer in days per week.....	92	0.17
		2 = Prefer to answer in days per month.....	101	0.18
		3 = Prefer to answer in days per year.....	281	0.51
		12 = Prefer to ans in days per mo LOG ASSN.....	3	0.01
		13 = Prefer to ans in days per yr LOG ASSN.....	16	0.03
		85 = BAD DATA Logically assigned.....	3	0.01
		91 = NEVER USED INHALANTS.....	50758	91.83
		93 = DID NOT USE INHALANTS IN THE PAST 12 MOS.....	3795	6.87
		94 = DON'T KNOW.....	3	0.01
		97 = REFUSED.....	4	0.01
		98 = BLANK (NO ANSWER).....	215	0.39

On how many days in the past 12 months did you use an inhalant of any kind for kicks or to get high?

INDAYPYR	Len: 3	# DAYS USED INHALANT PAST 12 MONTHS	Freq	Pct
		RANGE = 1 - 365.....	294	0.53
		985 = BAD DATA Logically assigned.....	1	0.00
		989 = LEGITIMATE SKIP Logically assigned.....	4	0.01
		991 = NEVER USED INHALANTS.....	50758	91.83
		993 = DID NOT USE INHALANTS IN THE PAST 12 MOS.....	3795	6.87
		994 = DON'T KNOW.....	6	0.01
		997 = REFUSED.....	4	0.01
		998 = BLANK (NO ANSWER).....	217	0.39
		999 = LEGITIMATE SKIP.....	192	0.35

On average, how many days did you use an inhalant of any kind for kicks or to get high each month during the past 12 months?

INDAYPMO	Len: 2	# DAYS PER MONTH USED INHALANT PAST 12 MONTHS	Freq	Pct
		RANGE = 1 - 26.....	103	0.19
		91 = NEVER USED INHALANTS.....	50758	91.83
		93 = DID NOT USE INHALANTS IN THE PAST 12 MOS.....	3795	6.87
		94 = DON'T KNOW.....	6	0.01
		97 = REFUSED.....	5	0.01
		98 = BLANK (NO ANSWER).....	218	0.39
		99 = LEGITIMATE SKIP.....	386	0.70

INHALANTS

On average, how many days did you use an inhalant of any kind for kicks or to get high each week during the past 12 months?

INDAYPWK	Len: 2	# DAYS PER WEEK USED INHALANT PAST 12 MONTHS	Freq	Pct
		RANGE = 1 - 7.....	87	0.16
		85 = BAD DATA Logically assigned.....	2	0.00
		91 = NEVER USED INHALANTS.....	50758	91.83
		93 = DID NOT USE INHALANTS IN THE PAST 12 MOS.....	3795	6.87
		94 = DON'T KNOW.....	12	0.02
		97 = REFUSED.....	4	0.01
		98 = BLANK (NO ANSWER).....	216	0.39
		99 = LEGITIMATE SKIP.....	397	0.72

Think specifically about the past 30 days, from [DATEFILL] up to and including today. During the past 30 days, on how many days did you use any inhalant for kicks or to get high?

INH30A	Len: 2	# DAYS USED INHALANT PAST 30 DAYS	Freq	Pct
		RANGE = 1 - 30.....	141	0.26
		85 = BAD DATA Logically assigned.....	12	0.02
		91 = NEVER USED INHALANTS.....	50758	91.83
		93 = DID NOT USE INHALANTS IN THE PAST 30 DAYS.....	4132	7.48
		94 = DON'T KNOW.....	9	0.02
		97 = REFUSED.....	2	0.00
		98 = BLANK (NO ANSWER).....	217	0.39

What is your best estimate of the number of days you used any inhalant for kicks or to get high during the past 30 days?

IN30EST	Len: 2	BEST ESTIMATE # DAYS USED INHALANTS PAST 30 DAYS	Freq	Pct
		1 = 1 or 2 days.....	5	0.01
		2 = 3 to 5 days.....	3	0.01
		91 = NEVER USED INHALANTS.....	50758	91.83
		93 = DID NOT USE INHALANTS IN THE PAST 30 DAYS.....	4132	7.48
		94 = DON'T KNOW.....	1	0.00
		97 = REFUSED.....	2	0.00
		98 = BLANK (NO ANSWER).....	229	0.41
		99 = LEGITIMATE SKIP.....	141	0.26

PAIN RELIEVERS

PAIN RELIEVERS

Now we have some questions about drugs that people are supposed to take only if they have a prescription from a doctor. We are only interested in your use of a drug if:

- the drug was not prescribed for you, or
- you took the drug only for the experience or feeling it caused.

These questions are about the use of pain relievers. We are not interested in your use of "over-the-counter" pain relievers such as aspirin, Tylenol, or Advil that can be bought in drug stores or grocery stores without a doctor's prescription.

Card A shows pictures of some different kinds of prescription pain relievers and lists the names of some others. These pictures show only pills, but we are interested in your use of any form of prescription pain relievers that were not prescribed for you or that you took only for the experience or feeling they caused. Please look at Card A carefully as you answer the next questions.

Have you ever, even once, used Darvocet, Darvon, or Tylenol with codeine that was not prescribed for you or that you took only for the experience or feeling it caused?

DARVTYLC	Len: 2	EVER USED DARVOCET, DARVON, OR TYLENOL W/ CODEINE	Freq	Pct
	1 = Yes		3485	6.31
	2 = No.....		4534	8.20
	3 = Yes LOGICALLY ASSIGNED.....		3	0.01
	81 = NEVER USED PAIN RELIEVERS Logically assigned.....		68	0.12
	85 = BAD DATA Logically assigned		2	0.00
	91 = NEVER USED PAIN RELIEVERS.....		47064	85.15
	94 = DON'T KNOW.....		97	0.18
	97 = REFUSED		15	0.03
	98 = BLANK (NO ANSWER).....		3	0.01

Have you ever, even once, used Percocet, Percodan, or Tylox that was not prescribed for you or that you took only for the experience or feeling it caused?

PERCTYLX	Len: 2	EVER USED PERCOCET, PERCODAN, OR TYLOX	Freq	Pct
	1 = Yes		3228	5.84
	2 = No.....		4845	8.77
	3 = Yes LOGICALLY ASSIGNED.....		14	0.03
	81 = NEVER USED PAIN RELIEVERS Logically assigned.....		68	0.12
	85 = BAD DATA Logically assigned		2	0.00
	91 = NEVER USED PAIN RELIEVERS.....		47064	85.15
	94 = DON'T KNOW.....		36	0.07
	97 = REFUSED		11	0.02
	98 = BLANK (NO ANSWER).....		3	0.01

Have you ever, even once, used Vicodin, Lortab, or Lorcet that was not prescribed for you or that you took only for the experience or feeling it caused?

VICOLOR	Len: 2	EVER USED VICODIN, LORTAB, OR LORCET	Freq	Pct
	1 = Yes		4899	8.86
	2 = No.....		3166	5.73
	3 = Yes LOGICALLY ASSIGNED.....		14	0.03
	81 = NEVER USED PAIN RELIEVERS Logically assigned.....		68	0.12
	85 = BAD DATA Logically assigned		2	0.00
	91 = NEVER USED PAIN RELIEVERS.....		47064	85.15
	94 = DON'T KNOW.....		42	0.08
	97 = REFUSED		12	0.02
	98 = BLANK (NO ANSWER).....		4	0.01

PAIN RELIEVERS

Please look at the pain relievers shown below the red line on Card A.

Have you ever, even once, used any of these pain relievers when they were not prescribed for you or that you took only for the experience or feeling they caused?

ANLCARD	Len: 2	EVER USED PAIN RELIEVER BELOW RED LINE ON CARD A	Freq	Pct
		1 = Yes	3956	7.16
		2 = No.....	4061	7.35
		3 = Yes LOGICALLY ASSIGNED.....	51	0.09
		81 = NEVER USED PAIN RELIEVERS Logically assigned.....	68	0.12
		85 = BAD DATA Logically assigned.....	2	0.00
		91 = NEVER USED PAIN RELIEVERS.....	47064	85.15
		94 = DON'T KNOW.....	54	0.10
		97 = REFUSED	11	0.02
		98 = BLANK (NO ANSWER).....	4	0.01

Which of the pain relievers shown below the red line on Card A have you used when they were not prescribed for you or that you took only for the experience or feeling they caused?

CODEINE	Len: 2	EVER USED CODEINE NONMEDICALLY	Freq	Pct
		1 = Response entered	1620	2.93
		3 = Response entered LOGICALLY ASSIGNED.....	9	0.02
		6 = Response not entered.....	2316	4.19
		81 = NEVER USED PAIN RELIEVERS Logically assigned.....	68	0.12
		85 = BAD DATA Logically assigned.....	1	0.00
		91 = NEVER USED PAIN RELIEVERS.....	47064	85.15
		94 = DON'T KNOW.....	46	0.08
		97 = REFUSED	27	0.05
		98 = BLANK (NO ANSWER).....	59	0.11
		99 = LEGITIMATE SKIP	4061	7.35

DEMEROL	Len: 2	EVER USED DEMEROL NONMEDICALLY	Freq	Pct
		1 = Response entered	375	0.68
		3 = Response entered LOGICALLY ASSIGNED.....	1	0.00
		6 = Response not entered.....	3569	6.46
		81 = NEVER USED PAIN RELIEVERS Logically assigned.....	68	0.12
		85 = BAD DATA Logically assigned.....	1	0.00
		91 = NEVER USED PAIN RELIEVERS.....	47064	85.15
		94 = DON'T KNOW.....	46	0.08
		97 = REFUSED	27	0.05
		98 = BLANK (NO ANSWER).....	59	0.11
		99 = LEGITIMATE SKIP	4061	7.35

DILAUD	Len: 2	EVER USED DILAUDID NONMEDICALLY	Freq	Pct
		1 = Response entered	403	0.73
		3 = Response entered LOGICALLY ASSIGNED.....	12	0.02
		6 = Response not entered.....	3530	6.39
		81 = NEVER USED PAIN RELIEVERS Logically assigned.....	68	0.12
		85 = BAD DATA Logically assigned.....	1	0.00
		91 = NEVER USED PAIN RELIEVERS.....	47064	85.15
		94 = DON'T KNOW.....	46	0.08
		97 = REFUSED	27	0.05
		98 = BLANK (NO ANSWER).....	59	0.11
		99 = LEGITIMATE SKIP	4061	7.35

PAIN RELIEVERS

FIORICET	Len: 2	EVER USED FIORICET NONMEDICALLY	Freq	Pct
		1 = Response entered	102	0.18
		3 = Response entered LOGICALLY ASSIGNED	2	0.00
		6 = Response not entered	3841	6.95
		81 = NEVER USED PAIN RELIEVERS Logically assigned	68	0.12
		85 = BAD DATA Logically assigned	1	0.00
		91 = NEVER USED PAIN RELIEVERS	47064	85.15
		94 = DON'T KNOW	46	0.08
		97 = REFUSED	27	0.05
		98 = BLANK (NO ANSWER)	59	0.11
		99 = LEGITIMATE SKIP	4061	7.35
FIORINAL	Len: 2	EVER USED FIORINAL NONMEDICALLY	Freq	Pct
		1 = Response entered	56	0.10
		6 = Response not entered	3889	7.04
		81 = NEVER USED PAIN RELIEVERS Logically assigned	68	0.12
		85 = BAD DATA Logically assigned	1	0.00
		91 = NEVER USED PAIN RELIEVERS	47064	85.15
		94 = DON'T KNOW	46	0.08
		97 = REFUSED	27	0.05
		98 = BLANK (NO ANSWER)	59	0.11
		99 = LEGITIMATE SKIP	4061	7.35
HYDROCOD	Len: 2	EVER USED HYDROCODONE NONMEDICALLY	Freq	Pct
		1 = Response entered	2614	4.73
		3 = Response entered LOGICALLY ASSIGNED	24	0.04
		6 = Response not entered	1307	2.36
		81 = NEVER USED PAIN RELIEVERS Logically assigned	68	0.12
		85 = BAD DATA Logically assigned	1	0.00
		91 = NEVER USED PAIN RELIEVERS	47064	85.15
		94 = DON'T KNOW	46	0.08
		97 = REFUSED	27	0.05
		98 = BLANK (NO ANSWER)	59	0.11
		99 = LEGITIMATE SKIP	4061	7.35
METHDON	Len: 2	EVER USED METHADONE NONMEDICALLY	Freq	Pct
		1 = Response entered	581	1.05
		3 = Response entered LOGICALLY ASSIGNED	5	0.01
		6 = Response not entered	3359	6.08
		81 = NEVER USED PAIN RELIEVERS Logically assigned	68	0.12
		85 = BAD DATA Logically assigned	1	0.00
		91 = NEVER USED PAIN RELIEVERS	47064	85.15
		94 = DON'T KNOW	46	0.08
		97 = REFUSED	27	0.05
		98 = BLANK (NO ANSWER)	59	0.11
		99 = LEGITIMATE SKIP	4061	7.35
MORPHINE	Len: 2	EVER USED MORPHINE NONMEDICALLY	Freq	Pct
		1 = Response entered	930	1.68
		3 = Response entered LOGICALLY ASSIGNED	15	0.03
		6 = Response not entered	3000	5.43
		81 = NEVER USED PAIN RELIEVERS Logically assigned	68	0.12
		85 = BAD DATA Logically assigned	1	0.00
		91 = NEVER USED PAIN RELIEVERS	47064	85.15
		94 = DON'T KNOW	46	0.08
		97 = REFUSED	27	0.05
		98 = BLANK (NO ANSWER)	59	0.11
		99 = LEGITIMATE SKIP	4061	7.35

PAIN RELIEVERS

OXYCONTN	Len: 2	EVER USED OXYCONTIN NONMEDICALLY	Freq	Pct
		1 = Response entered	1755	3.18
		3 = Response entered LOGICALLY ASSIGNED	21	0.04
		6 = Response not entered	2169	3.92
		81 = NEVER USED PAIN RELIEVERS Logically assigned	68	0.12
		85 = BAD DATA Logically assigned	1	0.00
		91 = NEVER USED PAIN RELIEVERS	47064	85.15
		94 = DON'T KNOW	46	0.08
		97 = REFUSED	27	0.05
		98 = BLANK (NO ANSWER)	59	0.11
		99 = LEGITIMATE SKIP	4061	7.35
PHENCOD	Len: 2	EVER USED PHENAPHEN WITH CODEINE NONMEDICALLY	Freq	Pct
		1 = Response entered	161	0.29
		6 = Response not entered	3784	6.85
		81 = NEVER USED PAIN RELIEVERS Logically assigned	68	0.12
		85 = BAD DATA Logically assigned	1	0.00
		91 = NEVER USED PAIN RELIEVERS	47064	85.15
		94 = DON'T KNOW	46	0.08
		97 = REFUSED	27	0.05
		98 = BLANK (NO ANSWER)	59	0.11
		99 = LEGITIMATE SKIP	4061	7.35
PROPOXY	Len: 2	EVER USED PROPOXYPHENE NONMEDICALLY	Freq	Pct
		1 = Response entered	62	0.11
		6 = Response not entered	3883	7.03
		81 = NEVER USED PAIN RELIEVERS Logically assigned	68	0.12
		85 = BAD DATA Logically assigned	1	0.00
		91 = NEVER USED PAIN RELIEVERS	47064	85.15
		94 = DON'T KNOW	46	0.08
		97 = REFUSED	27	0.05
		98 = BLANK (NO ANSWER)	59	0.11
		99 = LEGITIMATE SKIP	4061	7.35
SK65A	Len: 2	EVER USED SK65 NONMEDICALLY	Freq	Pct
		1 = Response entered	19	0.03
		6 = Response not entered	3926	7.10
		81 = NEVER USED PAIN RELIEVERS Logically assigned	68	0.12
		85 = BAD DATA Logically assigned	1	0.00
		91 = NEVER USED PAIN RELIEVERS	47064	85.15
		94 = DON'T KNOW	46	0.08
		97 = REFUSED	27	0.05
		98 = BLANK (NO ANSWER)	59	0.11
		99 = LEGITIMATE SKIP	4061	7.35
STADOL	Len: 2	EVER USED STADOL NONMEDICALLY	Freq	Pct
		1 = Response entered	31	0.06
		3 = Response entered LOGICALLY ASSIGNED	1	0.00
		6 = Response not entered	3913	7.08
		81 = NEVER USED PAIN RELIEVERS Logically assigned	68	0.12
		85 = BAD DATA Logically assigned	1	0.00
		91 = NEVER USED PAIN RELIEVERS	47064	85.15
		94 = DON'T KNOW	46	0.08
		97 = REFUSED	27	0.05
		98 = BLANK (NO ANSWER)	59	0.11
		99 = LEGITIMATE SKIP	4061	7.35

PAIN RELIEVERS

TALACEN	Len: 2	EVER USED TALACEN NONMEDICALLY	Freq	Pct
		1 = Response entered	17	0.03
		6 = Response not entered.....	3928	7.11
		81 = NEVER USED PAIN RELIEVERS Logically assigned.....	68	0.12
		85 = BAD DATA Logically assigned	1	0.00
		91 = NEVER USED PAIN RELIEVERS.....	47064	85.15
		94 = DON'T KNOW.....	46	0.08
		97 = REFUSED	27	0.05
		98 = BLANK (NO ANSWER).....	59	0.11
		99 = LEGITIMATE SKIP	4061	7.35

TALWIN	Len: 2	EVER USED TALWIN NONMEDICALLY	Freq	Pct
		1 = Response entered	35	0.06
		3 = Response entered LOGICALLY ASSIGNED	1	0.00
		6 = Response not entered.....	3909	7.07
		81 = NEVER USED PAIN RELIEVERS Logically assigned.....	68	0.12
		85 = BAD DATA Logically assigned	1	0.00
		91 = NEVER USED PAIN RELIEVERS.....	47064	85.15
		94 = DON'T KNOW.....	46	0.08
		97 = REFUSED	27	0.05
		98 = BLANK (NO ANSWER).....	59	0.11
		99 = LEGITIMATE SKIP	4061	7.35

TALWINNX	Len: 2	EVER USED TALWINNX NONMEDICALLY	Freq	Pct
		1 = Response entered	9	0.02
		6 = Response not entered.....	3936	7.12
		81 = NEVER USED PAIN RELIEVERS Logically assigned.....	68	0.12
		85 = BAD DATA Logically assigned	1	0.00
		91 = NEVER USED PAIN RELIEVERS.....	47064	85.15
		94 = DON'T KNOW.....	46	0.08
		97 = REFUSED	27	0.05
		98 = BLANK (NO ANSWER).....	59	0.11
		99 = LEGITIMATE SKIP	4061	7.35

TRAMADOL	Len: 2	EVER USED TRAMADOL NONMEDICALLY	Freq	Pct
		1 = Response entered	781	1.41
		3 = Response entered LOGICALLY ASSIGNED	10	0.02
		6 = Response not entered.....	3154	5.71
		81 = NEVER USED PAIN RELIEVERS Logically assigned.....	68	0.12
		85 = BAD DATA Logically assigned	2	0.00
		91 = NEVER USED PAIN RELIEVERS.....	47064	85.15
		94 = DON'T KNOW.....	46	0.08
		97 = REFUSED	27	0.05
		98 = BLANK (NO ANSWER).....	58	0.10
		99 = LEGITIMATE SKIP	4061	7.35

ULTRAM	Len: 2	EVER USED ULTRAM NONMEDICALLY	Freq	Pct
		1 = Response entered	310	0.56
		3 = Response entered LOGICALLY ASSIGNED	1	0.00
		6 = Response not entered.....	3634	6.57
		81 = NEVER USED PAIN RELIEVERS Logically assigned.....	68	0.12
		85 = BAD DATA Logically assigned	1	0.00
		91 = NEVER USED PAIN RELIEVERS.....	47064	85.15
		94 = DON'T KNOW.....	46	0.08
		97 = REFUSED	27	0.05
		98 = BLANK (NO ANSWER).....	59	0.11
		99 = LEGITIMATE SKIP	4061	7.35

PAIN RELIEVERS

Have you ever, even once, used any other prescription pain reliever, besides the ones shown on Card A, when it was not prescribed for you or that you took only for the experience or feeling it caused?

ANLNOLST	Len: 2	EVER USED ANY OTHER PAIN RELIEVER NONMEDICALLY	Freq	Pct
		1 = Yes	1252	2.27
		2 = No.....	6742	12.20
		4 = No LOGICALLY ASSIGNED	35	0.06
		81 = NEVER USED PAIN RELIEVERS Logically assigned.....	68	0.12
		85 = BAD DATA Logically assigned	2	0.00
		91 = NEVER USED PAIN RELIEVERS.....	47064	85.15
		94 = DON'T KNOW.....	93	0.17
		97 = REFUSED	11	0.02
		98 = BLANK (NO ANSWER).....	4	0.01

PAIN RELIEVERS

ANALNEWA	Len: 4	OTHER PAIN RELIEVER - SPECIFY 1	Freq	Pct
		105 = Placidyl, Ethchlorvynol	3	0.01
		109 = Seconal.....	3	0.01
		110 = Tuinal.....	1	0.00
		116 = Methaqualone, Sopor, Quaalude.....	17	0.03
		120 = Downers; OTHER Sedative, NOT OTHERWISE SPECIFIED	2	0.00
		130 = Phenergan, Promethazine	6	0.01
		157 = Barbiturates	1	0.00
		174 = Ambien, Stilnox, Zolpidem	4	0.01
		178 = Quetiapine, Seroquel	4	0.01
		191 = Blues	1	0.00
		201 = Valium, Diazepam.....	34	0.06
		207 = Ativan, Lorazepam, Orfidal.....	2	0.00
		209 = Xanax, Alprazolam, Tafil, Xanax bars.....	105	0.19
		211 = BuSpar, Buspirone	1	0.00
		223 = Carbacot, Marbaxin, Methocarbamol, Robaxin.....	1	0.00
		225 = Desyrel, Trazodone hydrochloride.....	4	0.01
		228 = Amitriptyline, Elavil.....	1	0.00
		234 = Flexeril, Cyclobenzaprine	25	0.05
		241 = Prozac, Fluoxetine	1	0.00
		246 = Clonazepam, Diocam, Klonopin, Rivotril	18	0.03
		278 = Benzodiazepines.....	2	0.00
		283 = Paroxetine, Paxil	1	0.00
		288 = Baclofen.....	1	0.00
		290 = Metaxalone, Skelaxin.....	1	0.00
		301 = Dexedrine	1	0.00
		318 = Ritalin, Methylphenidate.....	3	0.01
		336 = Diet pills/medications/drugs; otherwise unspfd	1	0.00
		401 = Darvon.....	1	0.00
		406 = Percodan, Roxiprin	1	0.00
		407 = Demerol, Meperidine.....	2	0.00
		408 = Dilaudid, Hydromorphone	10	0.02
		409 = Tylenol with Codeine, Tylenol 3, Tylenol 4	7	0.01
		411 = Talwin	1	0.00
		415 = Codeine	11	0.02
		417 = Morphine, Roxanol.....	14	0.03
		418 = Methadone, Dolophine.....	4	0.01
		419 = Stadol, Stadol NS.....	1	0.00
		420 = OTHER Analgesic, NOT OTHERWISE SPECIFIED.....	16	0.03
		421 = USED ANALGESIC, DON'T KNOW NAME.....	108	0.20
		422 = Motrin	11	0.02
		423 = Percocet	36	0.07
		424 = Fioricet.....	1	0.00
		425 = Advil <OTC>	10	0.02
		427 = Darvocet, Davocet-N.....	2	0.00
		430 = Aspirin, Ecotrin, Empirin <OTC>	2	0.00
		431 = Tylox.....	3	0.01
		434 = Vicodin, Lortab, Lorcet, Anexsia, Co-Gesic	54	0.10
		435 = Tylenol, Tylenol Extra-Strength <OTC>.....	5	0.01
		438 = Anaprox, Naprosyn, Naproxen, Naxen	8	0.01
		442 = Ibuprofen	78	0.14
		450 = Acetaminophen, incl. non-Tylenol brands <OTC>	1	0.00
		458 = Finalin, Mepergan, Mepergan Fortis, Meprozone	1	0.00
		465 = Actiq, Fentanyl, Duragesic, Sublimaze.....	16	0.03
		466 = Midol <OTC>	1	0.00
		470 = Cafergot.....	1	0.00
		476 = Duradrin, Isocom, Midrin	1	0.00
		481 = Acular, Dolac, Ketorolac tromethamine, Toradol	2	0.00
		499 = Aleve <OTC>	2	0.00
		651 = Mellow Yellow	1	0.00
		702 = Heroin.....	1	0.00
		802 = THC, cannabinol, marinol, tetrahydrocannabinol	1	0.00
		803 = Marijuana, MarrJane, Mary Jane, MJ, pot, weed.....	1	0.00
		820 = Penicillin	2	0.00
		821 = Amoxicillin, Ampicillin, Pentrexly	2	0.00
		858 = Antibiotic.....	1	0.00
		1008 = Rohr 714, Rorer 714	1	0.00
		2001 = Sanoma, Soma, Carisoprodol	18	0.03
		2002 = Muscle relaxers.....	9	0.02
		2003 = Zanies, zannies, zans, zany bars	1	0.00
		2011 = Lexapro.....	2	0.00
		3023 = Adderall	33	0.06
		3052 = Speed; otherwise unspecified	3	0.01
		3111 = LDX, Lisdexamfetamine dimesylate, Vyvanse.....	2	0.00

PAIN RELIEVERS

4002 = Imitrex, Sumatriptan.....	1	0.00
4011 = Atretol, Carbamazepine, Carbatrol, Epitol,Tegretol	1	0.00
4031 = Cough medicine with Codeine.....	1	0.00
4035 = Nabumetone, Relafen	1	0.00
4043 = Tramadol	8	0.01
4044 = Hydrocodone	24	0.04
4046 = Oxycodone or unspecified oxycodone products	43	0.08
4047 = Roxicet.....	5	0.01
4056 = Cataflam, Diclofenac, Voltaren.....	1	0.00
4057 = Mejoral.....	1	0.00
4065 = Roxicodone.....	9	0.02
4067 = OxyContin	23	0.04
4091 = K4.....	1	0.00
4095 = Dihydrocodeine	1	0.00
4109 = Suboxone	13	0.02
4116 = Phenergan with codeine, promethazine with codeine.....	1	0.00
4119 = Buprenorphine, Subutex	6	0.01
4120 = Numorphan, Opana, Oxymorphone	26	0.05
4125 = Hycodan, Hydromet, Tussigon	2	0.00
4137 = Nucynta	2	0.00
4145 = Daprisal	1	0.00
6114 = Molly; not otherwise specified	1	0.00
6186 = 3-MeO-2-Oxo-PCE, MXE, Methoxetamine.....	2	0.00
8007 = Gabapentin, Neurontin	5	0.01
8015 = Bengay <OTC>.....	1	0.00
8024 = Asthma inhaler,asthma medication,bronchial dilator.....	1	0.00
8035 = Prednisone.....	1	0.00
8058 = Cough medicine/syrup; type unspecified	3	0.01
8134 = Glucophage, Metformin.....	1	0.00
8203 = Bar; otherwise unspecified	2	0.00
8225 = Cymbalta, Duloxetine	1	0.00
8235 = Benzonatate, Tessalon	1	0.00
8293 = Lean (Promethazine w/codeine mixed w/Sprite).....	1	0.00
8342 = Nalone, Naloxone, Narcan	1	0.00
8345 = Dolo-Doceplex D.....	1	0.00
8346 = Duralex	1	0.00
8356 = Tigan, Trimethobenzamide.....	1	0.00
9981 = NEVER USED PAIN RELIEVERS Logically assigned.....	68	0.12
9985 = BAD DATA Logically assigned	19	0.03
9989 = LEGITIMATE SKIP Logically assigned.....	35	0.06
9991 = NEVER USED PAIN RELIEVERS.....	47064	85.15
9997 = REFUSED.....	47	0.09
9998 = BLANK (NO ANSWER).....	368	0.67
9999 = LEGITIMATE SKIP	6742	12.20

PAIN RELIEVERS

ANALNEWB	Len: 4	OTHER PAIN RELIEVER - SPECIFY 2	Freq	Pct
		105 = Placidyl, Ethchlorvynol	1	0.00
		116 = Methaqualone, Sopor, Quaalude.....	1	0.00
		120 = Downers; OTHER Sedative, NOT OTHERWISE SPECIFIED	1	0.00
		130 = Phenergan, Promethazine	3	0.01
		157 = Barbiturates	1	0.00
		174 = Ambien, Stilnox, Zolpidem	1	0.00
		191 = Blues	1	0.00
		201 = Valium, Diazepam.....	6	0.01
		209 = Xanax, Alprazolam, Tafil, Xanax bars.....	14	0.03
		225 = Desyrel, Trazodone hydrochloride.....	2	0.00
		234 = Flexeril, Cyclobenzaprine.....	6	0.01
		246 = Clonazepam, Diocam, Klonopin, Rivotril	12	0.02
		327 = Black beauties, black beauty.....	1	0.00
		401 = Darvon	1	0.00
		408 = Dilaudid, Hydromorphone	1	0.00
		415 = Codeine	2	0.00
		417 = Morphine, Roxanol.....	2	0.00
		420 = OTHER Analgesic, NOT OTHERWISE SPECIFIED.....	7	0.01
		421 = USED ANALGESIC, DON'T KNOW NAME.....	10	0.02
		422 = Motrin	2	0.00
		423 = Percocet	2	0.00
		425 = Advil <OTC>	5	0.01
		427 = Darvocet, Davocet-N.....	1	0.00
		431 = Tylox.....	1	0.00
		434 = Vicodin, Lortab, Lorcet, Anexsia, Co-Gesic	22	0.04
		435 = Tylenol, Tylenol Extra-Strength <OTC>.....	4	0.01
		442 = Ibuprofen	13	0.02
		458 = Finalin, Mepergan, Mepergan Fortis, Meprozone	1	0.00
		465 = Actiq, Fentanyl, Duragesic, Sublimaze.....	4	0.01
		466 = Midol <OTC>	1	0.00
		803 = Marijuana, MarrJane, Mary Jane, MJ, pot, weed	2	0.00
		821 = Amoxicillin, Ampicillin, Pentrexly	1	0.00
		2001 = Sanoma, Soma, Carisoprodol	2	0.00
		2002 = Muscle relaxers.....	2	0.00
		3023 = Adderall	6	0.01
		3052 = Speed; otherwise unspecified	1	0.00
		3077 = Concerta.....	1	0.00
		4043 = Tramadol	2	0.00
		4044 = Hydrocodone	4	0.01
		4046 = Oxycodone or unspecified oxycodone products	7	0.01
		4047 = Roxicet.....	1	0.00
		4056 = Cataflam, Diclofenac, Voltaren.....	1	0.00
		4067 = OxyContin	9	0.02
		4109 = Suboxone	1	0.00
		4119 = Buprenorphine, Subutex	3	0.01
		4120 = Numorphan, Opana, Oxymorphone	6	0.01
		6076 = Lemon 714.....	2	0.00
		6114 = Molly; not otherwise specified	1	0.00
		6186 = 3-MeO-2-Oxo-PCE, MXE, Methoxetamine.....	1	0.00
		8002 = Zantac.....	1	0.00
		8004 = Guaifenesin.....	1	0.00
		8007 = Gabapentin, Neurontin	1	0.00
		8008 = Antidepressant; type unspecified.....	1	0.00
		8012 = Coriciden <OTC>	1	0.00
		8024 = Asthma inhaler, asthma medication, bronchial dilator.....	1	0.00
		8058 = Cough medicine/syrup; type unspecified	1	0.00
		8305 = Anti-anxiety medications; type unspecified.....	1	0.00
		9981 = NEVER USED PAIN RELIEVERS Logically assigned	68	0.12
		9985 = BAD DATA Logically assigned	10	0.02
		9989 = LEGITIMATE SKIP Logically assigned.....	9	0.02
		9991 = NEVER USED PAIN RELIEVERS.....	47064	85.15
		9997 = REFUSED.....	15	0.03
		9998 = BLANK (NO ANSWER).....	1147	2.08
		9999 = LEGITIMATE SKIP	6768	12.25

PAIN RELIEVERS

ANALNEWC	Len: 4	OTHER PAIN RELIEVER - SPECIFY 3	Freq	Pct
		116 = Methaqualone, Sopor, Quaalude.....	1	0.00
		174 = Ambien, Stilnox, Zolpidem	1	0.00
		201 = Valium, Diazepam	3	0.01
		209 = Xanax, Alprazolam, Tafil, Xanax bars.....	2	0.00
		246 = Clonazepam, Diocam, Klonopin, Rivotril	1	0.00
		283 = Paroxetine, Paxil	1	0.00
		409 = Tylenol with Codeine, Tylenol 3, Tylenol 4	2	0.00
		415 = Codeine	2	0.00
		417 = Morphine, Roxanol.....	1	0.00
		418 = Methadone, Dolophine	1	0.00
		420 = OTHER Analgesic, NOT OTHERWISE SPECIFIED.....	1	0.00
		421 = USED ANALGESIC, DON'T KNOW NAME	3	0.01
		422 = Motrin	2	0.00
		423 = Percocet	3	0.01
		424 = Fioricet.....	1	0.00
		425 = Advil <OTC>	2	0.00
		430 = Aspirin, Ecotrin, Empirin <OTC>	1	0.00
		434 = Vicodin, Lortab, Lorcet, Anexsia, Co-Gesic	4	0.01
		435 = Tylenol, Tylenol Extra-Strength <OTC>.....	1	0.00
		438 = Anaprox, Naprosyn, Naproxen, Naxen	1	0.00
		442 = Ibuprofen	2	0.00
		499 = Aleve <OTC>	2	0.00
		843 = Cold medicine, cold tablets <OTC>.....	1	0.00
		2001 = Sanoma, Soma, Carisoprodol	1	0.00
		3023 = Adderall	1	0.00
		4011 = Atretol, Carbamazepine, Carbatrol, Epitol, Tegretol	1	0.00
		4044 = Hydrocodone	3	0.01
		4046 = Oxycodone or unspecified oxycodone products	2	0.00
		4067 = OxyContin	1	0.00
		4120 = Numorphan, Opana, Oxymorphone	2	0.00
		4145 = Daprisal	1	0.00
		6186 = 3-MeO-2-Oxo-PCE, MXE, Methoxetamine.....	1	0.00
		9981 = NEVER USED PAIN RELIEVERS Logically assigned	68	0.12
		9985 = BAD DATA Logically assigned	3	0.01
		9989 = LEGITIMATE SKIP Logically assigned.....	2	0.00
		9991 = NEVER USED PAIN RELIEVERS.....	47064	85.15
		9997 = REFUSED.....	13	0.02
		9998 = BLANK (NO ANSWER).....	1294	2.34
		9999 = LEGITIMATE SKIP	6775	12.26

ANALNEWD	Len: 4	OTHER PAIN RELIEVER - SPECIFY 4	Freq	Pct
		215 = Vistaril.....	1	0.00
		408 = Dilaudid, Hydromorphone	2	0.00
		415 = Codeine	1	0.00
		417 = Morphine, Roxanol.....	1	0.00
		420 = OTHER Analgesic, NOT OTHERWISE SPECIFIED.....	2	0.00
		421 = USED ANALGESIC, DON'T KNOW NAME	2	0.00
		422 = Motrin	1	0.00
		425 = Advil <OTC>	2	0.00
		434 = Vicodin, Lortab, Lorcet, Anexsia, Co-Gesic	1	0.00
		442 = Ibuprofen	2	0.00
		496 = Ultram	1	0.00
		499 = Aleve <OTC>	1	0.00
		4044 = Hydrocodone	1	0.00
		4067 = OxyContin	1	0.00
		4116 = Phenergan with codeine, promethazine with codeine.....	1	0.00
		4120 = Numorphan, Opana, Oxymorphone	1	0.00
		6186 = 3-MeO-2-Oxo-PCE, MXE, Methoxetamine.....	1	0.00
		9981 = NEVER USED PAIN RELIEVERS Logically assigned	68	0.12
		9989 = LEGITIMATE SKIP Logically assigned.....	1	0.00
		9991 = NEVER USED PAIN RELIEVERS.....	47064	85.15
		9997 = REFUSED.....	11	0.02
		9998 = BLANK (NO ANSWER).....	1329	2.40
		9999 = LEGITIMATE SKIP	6776	12.26

PAIN RELIEVERS

ANALNEWE	Len: 4	OTHER PAIN RELIEVER - SPECIFY 5	Freq	Pct
		174 = Ambien, Stilnox, Zolpidem	1	0.00
		225 = Desyrel, Trazodone hydrochloride.....	1	0.00
		415 = Codeine	1	0.00
		417 = Morphine, Roxanol.....	1	0.00
		420 = OTHER Analgesic, NOT OTHERWISE SPECIFIED.....	1	0.00
		435 = Tylenol, Tylenol Extra-Strength <OTC>.....	1	0.00
		465 = Actiq, Fentanyl, Duragesic, Sublimaze.....	1	0.00
		4044 = Hydrocodone	1	0.00
		4046 = Oxycodone or unspecified oxycodone products	1	0.00
		6186 = 3-MeO-2-Oxo-PCE, MXE, Methoxetamine.....	1	0.00
		9981 = NEVER USED PAIN RELIEVERS Logically assigned.....	68	0.12
		9989 = LEGITIMATE SKIP Logically assigned.....	1	0.00
		9991 = NEVER USED PAIN RELIEVERS.....	47064	85.15
		9997 = REFUSED.....	11	0.02
		9998 = BLANK (NO ANSWER).....	1341	2.43
		9999 = LEGITIMATE SKIP	6776	12.26

The answers that people give us about their use of prescription pain relievers are important to this study's success. We know that this information is personal, but remember your answers will be kept confidential.

Please think again about answering this question: Have you ever, even once, used any type of prescription pain reliever that was not prescribed for you or that you took only for the experience or feeling it caused?

NOTE: This variable was coded as 1 if respondents answered yes to the above question and 91 if respondents answered the above question as no (see below). This variable also was coded as 1 if the questions corresponding to any of the following variables were answered as yes: DARVTYLC, PERCTYLX, VICOLOR, ANLCARD, or ANLNOLST. This variable also was coded as 81 or 91 if all of the above variables were coded as 81 or 91, respectively.

ANLEVER	Len: 2	EVER USED PAIN RELIEVERS NONMEDICALLY	Freq	Pct
		1 = Yes.....	7966	14.41
		81 = NEVER USED PAIN RELIEVERS Logically assigned.....	68	0.12
		91 = NEVER USED PAIN RELIEVERS.....	47064	85.15
		97 = REFUSED	4	0.01
		98 = BLANK (NO ANSWER).....	169	0.31

How old were you the first time you used any prescription pain reliever that was not prescribed for you or that you took only for the experience or feeling it caused?

ANALAGE	Len: 3	AGE WHEN FIRST USED PAIN RELIEVERS NONMEDICALLY	Freq	Pct
		RANGE = 1 - 72.....	7511	13.59
		981 = NEVER USED PAIN RELIEVERS Logically assigned.....	68	0.12
		985 = BAD DATA Logically assigned	42	0.08
		991 = NEVER USED PAIN RELIEVERS.....	47064	85.15
		994 = DON'T KNOW	302	0.55
		997 = REFUSED	117	0.21
		998 = BLANK (NO ANSWER).....	167	0.30

PAIN RELIEVERS

Did you first use any prescription pain reliever that was not prescribed for you or that you took only for the experience or feeling it caused in [CURRENT YEAR - 1] or [CURRENT YEAR]?

Did you first use any prescription pain reliever that was not prescribed for you or that you took only for the experience or feeling it caused in [CURRENT YEAR - 2] or [CURRENT YEAR - 1]?

In what month in [CURRENT YEAR] did you first use any prescription pain reliever that was not prescribed for you or that you took only for the experience or feeling it caused?

ANALYFU	Len: 4	YEAR OF FIRST PAIN RELIEVER USE - RECODE	Freq	Pct
		RANGE = 2012 - 2014.....	733	1.33
		9981 = NEVER USED PAIN RELIEVERS Logically assigned.....	68	0.12
		9985 = BAD DATA Logically assigned.....	121	0.22
		9989 = LEGITIMATE SKIP Logically assigned.....	56	0.10
		9991 = NEVER USED PAIN RELIEVERS.....	47064	85.15
		9994 = DON'T KNOW.....	304	0.55
		9997 = REFUSED.....	123	0.22
		9998 = BLANK (NO ANSWER).....	172	0.31
		9999 = LEGITIMATE SKIP.....	6630	12.00

In what month in [CURRENT YEAR] did you first use any prescription pain reliever that was not prescribed for you or that you took only for the experience or feeling it caused?

In what month in [YEAR FROM PR07a or PR07b] did you first use any prescription pain reliever that was not prescribed for you or that you took only for the experience or feeling it caused?

ANALMFU	Len: 2	MONTH OF FIRST PAIN RELIEVER USE - RECODE	Freq	Pct
		1 = January.....	68	0.12
		2 = February.....	55	0.10
		3 = March.....	59	0.11
		4 = April.....	44	0.08
		5 = May.....	45	0.08
		6 = June.....	90	0.16
		7 = July.....	60	0.11
		8 = August.....	50	0.09
		9 = September.....	50	0.09
		10 = October.....	58	0.10
		11 = November.....	49	0.09
		12 = December.....	50	0.09
		81 = NEVER USED PAIN RELIEVERS Logically assigned.....	68	0.12
		85 = BAD DATA Logically assigned.....	121	0.22
		89 = LEGITIMATE SKIP Logically assigned.....	56	0.10
		91 = NEVER USED PAIN RELIEVERS.....	47064	85.15
		94 = DON'T KNOW.....	355	0.64
		97 = REFUSED.....	127	0.23
		98 = BLANK (NO ANSWER).....	172	0.31
		99 = LEGITIMATE SKIP.....	6630	12.00

How long has it been since you last used any prescription pain reliever that was not prescribed for you or that you took only for the experience or feeling it caused?

ANALREC	Len: 2	TIME SINCE LAST USED PAIN RELIEVER NONMEDICALLY	Freq	Pct
		1 = Within the past 30 days.....	1003	1.81
		2 = More than 30 days ago but within the past 12 mos.....	1555	2.81
		3 = More than 12 months ago.....	5139	9.30
		8 = Used at some point in the past 12 mos LOG ASSN.....	30	0.05
		9 = Used at some point in lifetime LOG ASSN.....	228	0.41
		11 = Used in the past 30 days LOGICALLY ASSIGNED.....	8	0.01
		12 = Used >30 days ago but within pst 12 mos LOG ASSN.....	3	0.01
		81 = NEVER USED PAIN RELIEVERS Logically assigned.....	68	0.12
		85 = BAD DATA Logically assigned.....	3	0.01
		91 = NEVER USED PAIN RELIEVERS.....	47064	85.15
		97 = REFUSED.....	4	0.01
		98 = BLANK (NO ANSWER).....	166	0.30

PAIN RELIEVERS

NOTE: The variables ANLYRTOT, PRBSTWAY, PRDAYPYR, PRDAYPMO, and PRDAYPWK incorporate values from follow-up questions that were asked if respondents previously reported that they last used any pain reliever more than 12 months ago but subsequently reported more recent use of any pain reliever or OxyContin.

ANLYRTOT	Len: 3	TOTAL # DAYS USED PAIN RELIEVER PAST 12 MONTHS	Freq	Pct
		RANGE = 1 - 365.....	2487	4.50
		981 = NEVER USED PAIN RELIEVERS Logically assigned.....	68	0.12
		985 = BAD DATA Logically assigned.....	28	0.05
		991 = NEVER USED PAIN RELIEVERS.....	47064	85.15
		993 = DID NOT USE PAIN RELIEVERS IN THE PAST 12 MOS.....	5139	9.30
		994 = DON'T KNOW.....	68	0.12
		997 = REFUSED.....	21	0.04
		998 = BLANK (NO ANSWER).....	396	0.72

PRTOTFG	Len: 2	TRIMMING INDICATOR FOR ANLYRTOT	Freq	Pct
		98 = BLANK (NO ANSWER).....	55271	100.0

PRFQFLG	Len: 2	TRIMMED ANLYRTOT IF R USED < 12 MOS	Freq	Pct
		1 = Trimmed to be consistent with mo/yr of 1st use.....	113	0.20
		98 = BLANK (NO ANSWER).....	55158	99.80

Now think about the past 12 months, from [DATEFILL] through today. We want to know how many days you've used any prescription pain reliever that was not prescribed for you or that you took only for the experience or feeling it caused during the past 12 months.

What would be the easiest way for you to tell us how many days you used a prescription pain reliever in either of these ways?

PRBSTWAY	Len: 2	EASIEST WAY TO TELL US # DAYS USED PAIN RELIEVER	Freq	Pct
		1 = Prefer to answer in days per week.....	527	0.95
		2 = Prefer to answer in days per month.....	680	1.23
		3 = Prefer to answer in days per year.....	1255	2.27
		11 = Prefer to ans in days per wk LOG ASSN.....	6	0.01
		12 = Prefer to ans in days per mo LOG ASSN.....	7	0.01
		13 = Prefer to ans in days per yr LOG ASSN.....	37	0.07
		21 = Prefer to ans in days per wk (OXBSTWAY=1,11).....	6	0.01
		22 = Prefer to ans in days per mo (OXBSTWAY=2,12).....	15	0.03
		23 = Prefer to ans in days per yr (OXBSTWAY=3,13).....	4	0.01
		81 = NEVER USED PAIN RELIEVERS Logically assigned.....	68	0.12
		85 = BAD DATA Logically assigned.....	28	0.05
		91 = NEVER USED PAIN RELIEVERS.....	47064	85.15
		93 = DID NOT USE PAIN RELIEVERS IN THE PAST 12 MOS.....	5139	9.30
		94 = DON'T KNOW.....	31	0.06
		97 = REFUSED.....	8	0.01
		98 = BLANK (NO ANSWER).....	396	0.72

On how many days in the past 12 months did you use any prescription pain reliever that was not prescribed for you or that you took only for the experience or feeling it caused?

PRDAYPYR	Len: 3	# DAYS USED PAIN RELIEVER "NM" PAST 12 MONTHS	Freq	Pct
		RANGE = 1 - 365.....	1282	2.32
		981 = NEVER USED PAIN RELIEVERS Logically assigned.....	68	0.12
		985 = BAD DATA Logically assigned.....	12	0.02
		989 = LEGITIMATE SKIP Logically assigned.....	17	0.03
		991 = NEVER USED PAIN RELIEVERS.....	47064	85.15
		993 = DID NOT USE PAIN RELIEVERS IN THE PAST 12 MOS.....	5139	9.30
		994 = DON'T KNOW.....	38	0.07
		997 = REFUSED.....	15	0.03
		998 = BLANK (NO ANSWER).....	412	0.75
		999 = LEGITIMATE SKIP.....	1224	2.21

PAIN RELIEVERS

On average, how many days each month during the past 12 months did you use any prescription pain reliever that was not prescribed for you or that you took only for the experience or feeling it caused?

PRDAYPMO	Len: 2	# DAYS PER MO USED PAIN RELIEVER "NM" PAST 12 MOS	Freq	Pct
		RANGE = 1 - 30.....	686	1.24
		81 = NEVER USED PAIN RELIEVERS Logically assigned.....	68	0.12
		85 = BAD DATA Logically assigned.....	7	0.01
		89 = LEGITIMATE SKIP Logically assigned.....	7	0.01
		91 = NEVER USED PAIN RELIEVERS.....	47064	85.15
		93 = DID NOT USE PAIN RELIEVERS IN THE PAST 12 MOS	5139	9.30
		94 = DON'T KNOW.....	50	0.09
		97 = REFUSED	19	0.03
		98 = BLANK (NO ANSWER).....	417	0.75
		99 = LEGITIMATE SKIP	1814	3.28

On average, how many days each week during the past 12 months did you use any prescription pain reliever that was not prescribed for you or that you took only for the experience or feeling it caused?

PRDAYPWK	Len: 2	# DAYS PER WK USED PAIN RELIEVER "NM" PAST 12 MOS	Freq	Pct
		RANGE = 1 - 7.....	519	0.94
		81 = NEVER USED PAIN RELIEVERS Logically assigned.....	68	0.12
		85 = BAD DATA Logically assigned.....	17	0.03
		89 = LEGITIMATE SKIP Logically assigned.....	2	0.00
		91 = NEVER USED PAIN RELIEVERS.....	47064	85.15
		93 = DID NOT USE PAIN RELIEVERS IN THE PAST 12 MOS	5139	9.30
		94 = DON'T KNOW.....	68	0.12
		97 = REFUSED	21	0.04
		98 = BLANK (NO ANSWER).....	407	0.74
		99 = LEGITIMATE SKIP	1966	3.56

NOTE: Although the Food and Drug Administration (FDA) did not approve OxyContin for medical use in the United States until late 1995, no editing was done to OXYCAGE when respondents reported first using OxyContin at ages that would indicate nonmedical use prior to FDA approval. Although no editing was done for these cases, caution is advised in interpreting data from these respondents, and particularly the farther that OXYCAGE would be from first use in 1995.

Now think only about your use of Oxycontin that was not prescribed for you or that you took only for the experience or feeling it caused. How old were you the first time you used Oxycontin in either of these ways?

How old were you the first time you used Oxycontin that was not prescribed for you or that you took only for the experience or feeling it caused?

OXYCAGE	Len: 3	AGE WHEN FIRST USED OXYCONTIN NONMEDICALLY	Freq	Pct
		RANGE = 2 - 60.....	1735	3.14
		981 = NEVER USED OXYCONTIN Logically assigned.....	2237	4.05
		985 = BAD DATA Logically assigned.....	2	0.00
		991 = NEVER USED OXYCONTIN.....	51125	92.50
		994 = DON'T KNOW.....	23	0.04
		997 = REFUSED	29	0.05
		998 = BLANK (NO ANSWER).....	120	0.22

PAIN RELIEVERS

Did you first use OxyContin that was not prescribed for you or that you took only for the experience or feeling it caused in [CURRENT YEAR - 1] or [CURRENT YEAR]?

Did you first use OxyContin that was not prescribed for you or that you took only for the experience or feeling it caused in [CURRENT YEAR - 2] OR [CURRENT YEAR - 1]?

In what month in [CURRENT YEAR] did you first use OxyContin that was not prescribed for you or that you took only for the experience or feeling it caused?

OXYCFU	Len: 4	YEAR OF FIRST OXYCONTIN USE - RECODE	Freq	Pct
		RANGE = 2012 - 2014.....	171	0.31
		9981 = NEVER USED OXYCONTIN Logically assigned.....	2237	4.05
		9985 = BAD DATA Logically assigned.....	23	0.04
		9989 = LEGITIMATE SKIP Logically assigned.....	10	0.02
		9991 = NEVER USED OXYCONTIN.....	51125	92.50
		9994 = DON'T KNOW.....	23	0.04
		9997 = REFUSED.....	29	0.05
		9998 = BLANK (NO ANSWER).....	121	0.22
		9999 = LEGITIMATE SKIP.....	1532	2.77

In what month in [CURRENT YEAR] did you first use OxyContin that was not prescribed for you or that you took only for the experience or feeling it caused?

In what month in [YEAR FROM PR15 or PR16] did you first use OxyContin that was not prescribed for you or that you took only for the experience or feeling it caused?

OXYCMFU	Len: 2	MONTH OF FIRST OXYCONTIN USE - RECODE	Freq	Pct
		1 = January.....	16	0.03
		2 = February.....	15	0.03
		3 = March.....	21	0.04
		4 = April.....	8	0.01
		5 = May.....	10	0.02
		6 = June.....	20	0.04
		7 = July.....	13	0.02
		8 = August.....	9	0.02
		9 = September.....	10	0.02
		10 = October.....	10	0.02
		11 = November.....	13	0.02
		12 = December.....	10	0.02
		81 = NEVER USED OXYCONTIN Logically assigned.....	2237	4.05
		85 = BAD DATA Logically assigned.....	23	0.04
		89 = LEGITIMATE SKIP Logically assigned.....	10	0.02
		91 = NEVER USED OXYCONTIN.....	51125	92.50
		94 = DON'T KNOW.....	38	0.07
		97 = REFUSED.....	30	0.05
		98 = BLANK (NO ANSWER).....	121	0.22
		99 = LEGITIMATE SKIP.....	1532	2.77

How long has it been since you last used OxyContin that was not prescribed for you or that you took only for the experience or feeling it caused?

OXYCREC	Len: 2	TIME SINCE LAST USED OXYCONTIN NONMEDICALLY	Freq	Pct
		1 = Within the past 30 days.....	85	0.15
		2 = More than 30 days ago but within the past 12 mos.....	254	0.46
		3 = More than 12 months ago.....	1382	2.50
		8 = Used at some point in the past 12 mos LOG ASSN.....	11	0.02
		9 = Used at some point in lifetime LOG ASSN.....	43	0.08
		11 = Used in the past 30 days LOGICALLY ASSIGNED.....	1	0.00
		81 = NEVER USED OXYCONTIN Logically assigned.....	2237	4.05
		85 = BAD DATA Logically assigned.....	1	0.00
		91 = NEVER USED OXYCONTIN.....	51125	92.50
		97 = REFUSED.....	27	0.05
		98 = BLANK (NO ANSWER).....	105	0.19

PAIN RELIEVERS

OXYVRTOT	Len: 3	TOTAL # DAYS USED OXYCONTIN PAST 12 MONTHS	Freq	Pct
		RANGE = 1 - 364.....	332	0.60
		981 = NEVER USED OXYCONTIN Logically assigned.....	2237	4.05
		985 = BAD DATA Logically assigned.....	10	0.02
		991 = NEVER USED OXYCONTIN.....	51125	92.50
		993 = DID NOT USE OXYCONTIN IN THE PAST 12 MOS.....	1382	2.50
		994 = DON'T KNOW.....	2	0.00
		997 = REFUSED.....	32	0.06
		998 = BLANK (NO ANSWER).....	151	0.27

OXTOTFG	Len: 2	TRIMMING INDICATOR FOR OXYVRTOT	Freq	Pct
		98 = BLANK (NO ANSWER).....	55271	100.0

OXFQFLG	Len: 2	TRIMMED OXYVRTOT IF R USED < 12 MOS	Freq	Pct
		1 = Trimmed to be consistent with mo/yr of 1st use.....	29	0.05
		98 = BLANK (NO ANSWER).....	55242	99.95

Now think about the past 12 months, from [DATEFILL] through today. We want to know how many days you've used OxyContin that was not prescribed for you or that you took only for the experience or feeling it caused during the past 12 months.

What would be the easiest way for you to tell us how many days you used OxyContin in either of these ways?

OXBSTWAY	Len: 2	EASIEST WAY TO TELL US # DAYS USED OXYCONTIN	Freq	Pct
		1 = Prefer to answer in days per week.....	57	0.10
		2 = Prefer to answer in days per month.....	93	0.17
		3 = Prefer to answer in days per year.....	184	0.33
		11 = Prefer to ans in days per wk LOG ASSN.....	1	0.00
		81 = NEVER USED OXYCONTIN Logically assigned.....	2237	4.05
		85 = BAD DATA Logically assigned.....	10	0.02
		91 = NEVER USED OXYCONTIN.....	51125	92.50
		93 = DID NOT USE OXYCONTIN IN THE PAST 12 MOS.....	1382	2.50
		94 = DON'T KNOW.....	1	0.00
		97 = REFUSED.....	30	0.05
		98 = BLANK (NO ANSWER).....	151	0.27

On how many days in the past 12 months did you use OxyContin that was not prescribed for you or that you took only for the experience or feeling it caused?

OXDAYPYR	Len: 3	# DAYS USED OXYCONTIN "NM" PAST 12 MONTHS	Freq	Pct
		RANGE = 1 - 330.....	184	0.33
		981 = NEVER USED OXYCONTIN Logically assigned.....	2237	4.05
		985 = BAD DATA Logically assigned.....	2	0.00
		989 = LEGITIMATE SKIP Logically assigned.....	1	0.00
		991 = NEVER USED OXYCONTIN.....	51125	92.50
		993 = DID NOT USE OXYCONTIN IN THE PAST 12 MOS.....	1382	2.50
		997 = REFUSED.....	31	0.06
		998 = BLANK (NO ANSWER).....	159	0.29
		999 = LEGITIMATE SKIP.....	150	0.27

On average, how many days each month during the past 12 months did you use OxyContin that was not prescribed for you or that you took only for the experience or feeling it caused?

OXDAYPMO	Len: 2	# DAYS PER MO USED OXYCONTIN "NM" PAST 12 MOS	Freq	Pct
		RANGE = 1 - 30.....	90	0.16
		81 = NEVER USED OXYCONTIN Logically assigned.....	2237	4.05
		89 = LEGITIMATE SKIP Logically assigned.....	1	0.00
		91 = NEVER USED OXYCONTIN.....	51125	92.50
		93 = DID NOT USE OXYCONTIN IN THE PAST 12 MOS.....	1382	2.50
		94 = DON'T KNOW.....	2	0.00
		97 = REFUSED.....	32	0.06
		98 = BLANK (NO ANSWER).....	161	0.29
		99 = LEGITIMATE SKIP.....	241	0.44

PAIN RELIEVERS

On average, how many days each week during the past 12 months did you use OxyContin that was not prescribed for you or that you took only for the experience or feeling it caused?

OXDAYPWK	Len: 2	# DAYS PER WK USED OXYCONTIN "NM" PAST 12 MOS	Freq	Pct
		RANGE = 1 - 7.....	58	0.10
		81 = NEVER USED OXYCONTIN Logically assigned.....	2237	4.05
		85 = BAD DATA Logically assigned.....	8	0.01
		91 = NEVER USED OXYCONTIN.....	51125	92.50
		93 = DID NOT USE OXYCONTIN IN THE PAST 12 MOS	1382	2.50
		94 = DON'T KNOW.....	2	0.00
		97 = REFUSED	32	0.06
		98 = BLANK (NO ANSWER).....	153	0.28
		99 = LEGITIMATE SKIP	274	0.50

TRANQUILIZERS

TRANQUILIZERS

These next questions ask about the use of tranquilizers. Tranquilizers are usually prescribed to relax people, to calm people down, to relieve anxiety, or to relax muscle spasms. Some people call tranquilizers "nerve pills."

Card B shows pictures of some different kinds of prescription tranquilizers. These pictures show only pills, but we are interested in your use of any form of prescription tranquilizers that were not prescribed for you, or that you took only for the experience or feeling they caused.

Please look at Card B carefully as you answer the next questions.

Have you ever, even once, used Klonopin or Clonazepam that was not prescribed for you or that you took only for the experience or feeling it caused?

KLONOPIN	Len: 2	EVER USED KLONOPIN OR CLONAZEPAM	Freq	Pct
		1 = Yes	1579	2.86
		2 = No.....	3464	6.27
		3 = Yes LOGICALLY ASSIGNED.....	2	0.00
		81 = NEVER USED TRANQUILIZERS Logically assigned.....	6	0.01
		85 = BAD DATA Logically assigned	2	0.00
		91 = NEVER USED TRANQUILIZERS	50153	90.74
		94 = DON'T KNOW.....	47	0.09
		97 = REFUSED	12	0.02
		98 = BLANK (NO ANSWER).....	6	0.01

Have you ever, even once, used Xanax, Alprazolam, Ativan, or Lorazepam that was not prescribed for you or that you took only for the experience or feeling it caused?

XNAXATVN	Len: 2	EVER USED XANAX, ALPRAZOLAM, ATIVAN, OR LORAZEPAM	Freq	Pct
		1 = Yes	3624	6.56
		2 = No.....	1421	2.57
		3 = Yes LOGICALLY ASSIGNED.....	3	0.01
		81 = NEVER USED TRANQUILIZERS Logically assigned.....	6	0.01
		85 = BAD DATA Logically assigned	2	0.00
		91 = NEVER USED TRANQUILIZERS	50153	90.74
		94 = DON'T KNOW.....	46	0.08
		97 = REFUSED	10	0.02
		98 = BLANK (NO ANSWER).....	6	0.01

Have you ever, even once, used Valium or Diazepam that was not prescribed for you or that you took only for the experience or feeling it caused?

VALMDIAZ	Len: 2	EVER USED VALIUM OR DIAZEPAM	Freq	Pct
		1 = Yes	2399	4.34
		2 = No.....	2644	4.78
		3 = Yes LOGICALLY ASSIGNED.....	3	0.01
		81 = NEVER USED TRANQUILIZERS Logically assigned.....	6	0.01
		85 = BAD DATA Logically assigned	2	0.00
		91 = NEVER USED TRANQUILIZERS	50153	90.74
		94 = DON'T KNOW.....	48	0.09
		97 = REFUSED	9	0.02
		98 = BLANK (NO ANSWER).....	7	0.01

TRANQUILIZERS

Please look at the tranquilizers shown below the red line on Card B.

Have you ever, even once, used any of these tranquilizers when they were not prescribed for you or that you took only for the experience or feeling they caused?

TRNCARD	Len: 2	EVER USED ANY TRANQ BELOW RED LINE ON CARD B	Freq	Pct
		1 = Yes	1288	2.33
		2 = No.....	3748	6.78
		3 = Yes LOGICALLY ASSIGNED.....	11	0.02
		81 = NEVER USED TRANQUILIZERS Logically assigned.....	6	0.01
		85 = BAD DATA Logically assigned	2	0.00
		91 = NEVER USED TRANQUILIZERS	50153	90.74
		94 = DON'T KNOW.....	48	0.09
		97 = REFUSED	8	0.01
		98 = BLANK (NO ANSWER).....	7	0.01

Which of the tranquilizers shown below the red line on Card B have you used when they were not prescribed for you or that you took only for the experience or feeling they caused?

ATARAX	Len: 2	EVER USED ATARAX NONMEDICALLY	Freq	Pct
		1 = Response entered	59	0.11
		6 = Response not entered.....	1210	2.19
		81 = NEVER USED TRANQUILIZERS Logically assigned.....	6	0.01
		85 = BAD DATA Logically assigned	1	0.00
		91 = NEVER USED TRANQUILIZERS	50153	90.74
		94 = DON'T KNOW.....	22	0.04
		97 = REFUSED	16	0.03
		98 = BLANK (NO ANSWER).....	56	0.10
		99 = LEGITIMATE SKIP	3748	6.78

BUSPAR	Len: 2	EVER USED BUSPAR NONMEDICALLY	Freq	Pct
		1 = Response entered	182	0.33
		3 = Response entered LOGICALLY ASSIGNED	2	0.00
		6 = Response not entered.....	1085	1.96
		81 = NEVER USED TRANQUILIZERS Logically assigned.....	6	0.01
		85 = BAD DATA Logically assigned	1	0.00
		91 = NEVER USED TRANQUILIZERS	50153	90.74
		94 = DON'T KNOW.....	22	0.04
		97 = REFUSED	16	0.03
		98 = BLANK (NO ANSWER).....	56	0.10
		99 = LEGITIMATE SKIP	3748	6.78

EQUANIL	Len: 2	EVER USED EQUANIL NONMEDICALLY	Freq	Pct
		1 = Response entered	16	0.03
		6 = Response not entered.....	1253	2.27
		81 = NEVER USED TRANQUILIZERS Logically assigned.....	6	0.01
		85 = BAD DATA Logically assigned	1	0.00
		91 = NEVER USED TRANQUILIZERS	50153	90.74
		94 = DON'T KNOW.....	22	0.04
		97 = REFUSED	16	0.03
		98 = BLANK (NO ANSWER).....	56	0.10
		99 = LEGITIMATE SKIP	3748	6.78

FLEXERIL	Len: 2	EVER USED FLEXERIL NONMEDICALLY	Freq	Pct
		1 = Response entered	641	1.16
		3 = Response entered LOGICALLY ASSIGNED	4	0.01
		6 = Response not entered.....	624	1.13
		81 = NEVER USED TRANQUILIZERS Logically assigned.....	6	0.01
		85 = BAD DATA Logically assigned	1	0.00
		91 = NEVER USED TRANQUILIZERS	50153	90.74
		94 = DON'T KNOW.....	22	0.04
		97 = REFUSED	16	0.03
		98 = BLANK (NO ANSWER).....	56	0.10
		99 = LEGITIMATE SKIP	3748	6.78

TRANQUILIZERS

LIBRIUM	Len: 2	EVER USED LIBRIUM NONMEDICALLY	Freq	Pct
		1 = Response entered	71	0.13
		6 = Response not entered.....	1198	2.17
		81 = NEVER USED TRANQUILIZERS Logically assigned.....	6	0.01
		85 = BAD DATA Logically assigned	1	0.00
		91 = NEVER USED TRANQUILIZERS	50153	90.74
		94 = DON'T KNOW.....	22	0.04
		97 = REFUSED	16	0.03
		98 = BLANK (NO ANSWER).....	56	0.10
		99 = LEGITIMATE SKIP	3748	6.78

LIMBTROL	Len: 2	EVER USED LIMBTROL NONMEDICALLY	Freq	Pct
		1 = Response entered	14	0.03
		6 = Response not entered.....	1255	2.27
		81 = NEVER USED TRANQUILIZERS Logically assigned.....	6	0.01
		85 = BAD DATA Logically assigned	1	0.00
		91 = NEVER USED TRANQUILIZERS	50153	90.74
		94 = DON'T KNOW.....	22	0.04
		97 = REFUSED	16	0.03
		98 = BLANK (NO ANSWER).....	56	0.10
		99 = LEGITIMATE SKIP	3748	6.78

MEPROB	Len: 2	EVER USED MEPROBAMATE NONMEDICALLY	Freq	Pct
		1 = Response entered	37	0.07
		6 = Response not entered.....	1232	2.23
		81 = NEVER USED TRANQUILIZERS Logically assigned.....	6	0.01
		85 = BAD DATA Logically assigned	1	0.00
		91 = NEVER USED TRANQUILIZERS	50153	90.74
		94 = DON'T KNOW.....	22	0.04
		97 = REFUSED	16	0.03
		98 = BLANK (NO ANSWER).....	56	0.10
		99 = LEGITIMATE SKIP	3748	6.78

MILTOWN	Len: 2	EVER USED MILTOWN NONMEDICALLY	Freq	Pct
		1 = Response entered	15	0.03
		6 = Response not entered.....	1254	2.27
		81 = NEVER USED TRANQUILIZERS Logically assigned.....	6	0.01
		85 = BAD DATA Logically assigned	1	0.00
		91 = NEVER USED TRANQUILIZERS	50153	90.74
		94 = DON'T KNOW.....	22	0.04
		97 = REFUSED	16	0.03
		98 = BLANK (NO ANSWER).....	56	0.10
		99 = LEGITIMATE SKIP	3748	6.78

ROHYPNOL	Len: 2	EVER USED ROHYPNOL NONMEDICALLY	Freq	Pct
		1 = Response entered	59	0.11
		6 = Response not entered.....	1210	2.19
		81 = NEVER USED TRANQUILIZERS Logically assigned.....	6	0.01
		85 = BAD DATA Logically assigned	1	0.00
		91 = NEVER USED TRANQUILIZERS	50153	90.74
		94 = DON'T KNOW.....	22	0.04
		97 = REFUSED	16	0.03
		98 = BLANK (NO ANSWER).....	56	0.10
		99 = LEGITIMATE SKIP	3748	6.78

TRANQUILIZERS

SERAX	Len: 2	EVER USED SERAX NONMEDICALLY	Freq	Pct
		1 = Response entered	21	0.04
		6 = Response not entered.....	1248	2.26
		81 = NEVER USED TRANQUILIZERS Logically assigned.....	6	0.01
		85 = BAD DATA Logically assigned	1	0.00
		91 = NEVER USED TRANQUILIZERS	50153	90.74
		94 = DON'T KNOW.....	22	0.04
		97 = REFUSED	16	0.03
		98 = BLANK (NO ANSWER).....	56	0.10
		99 = LEGITIMATE SKIP	3748	6.78

SOMA	Len: 2	EVER USED SOMA NONMEDICALLY	Freq	Pct
		1 = Response entered	646	1.17
		3 = Response entered LOGICALLY ASSIGNED	9	0.02
		6 = Response not entered.....	614	1.11
		81 = NEVER USED TRANQUILIZERS Logically assigned.....	6	0.01
		85 = BAD DATA Logically assigned	1	0.00
		91 = NEVER USED TRANQUILIZERS	50153	90.74
		94 = DON'T KNOW.....	22	0.04
		97 = REFUSED	16	0.03
		98 = BLANK (NO ANSWER).....	56	0.10
		99 = LEGITIMATE SKIP	3748	6.78

TRANXENE	Len: 2	EVER USED TRANXENE NONMEDICALLY	Freq	Pct
		1 = Response entered	29	0.05
		6 = Response not entered.....	1240	2.24
		81 = NEVER USED TRANQUILIZERS Logically assigned.....	6	0.01
		85 = BAD DATA Logically assigned	1	0.00
		91 = NEVER USED TRANQUILIZERS	50153	90.74
		94 = DON'T KNOW.....	22	0.04
		97 = REFUSED	16	0.03
		98 = BLANK (NO ANSWER).....	56	0.10
		99 = LEGITIMATE SKIP	3748	6.78

VISTAR	Len: 2	EVER USED VISTARIL NONMEDICALLY	Freq	Pct
		1 = Response entered	85	0.15
		3 = Response entered LOGICALLY ASSIGNED	2	0.00
		6 = Response not entered.....	1182	2.14
		81 = NEVER USED TRANQUILIZERS Logically assigned.....	6	0.01
		85 = BAD DATA Logically assigned	1	0.00
		91 = NEVER USED TRANQUILIZERS	50153	90.74
		94 = DON'T KNOW.....	22	0.04
		97 = REFUSED	16	0.03
		98 = BLANK (NO ANSWER).....	56	0.10
		99 = LEGITIMATE SKIP	3748	6.78

Have you ever, even once, used any other prescription tranquilizer, besides the ones shown on Card B, when it was not prescribed for you or that you took only for the experience or feeling it caused?

TRNOLST	Len: 2	EVER USED ANY OTHER TRANQUILIZER NONMEDICALLY	Freq	Pct
		1 = Yes	264	0.48
		2 = No.....	4756	8.60
		4 = No LOGICALLY ASSIGNED	2	0.00
		81 = NEVER USED TRANQUILIZERS Logically assigned.....	6	0.01
		85 = BAD DATA Logically assigned	2	0.00
		91 = NEVER USED TRANQUILIZERS	50153	90.74
		94 = DON'T KNOW.....	73	0.13
		97 = REFUSED	8	0.01
		98 = BLANK (NO ANSWER).....	7	0.01

TRANQUILIZERS

TRNEWA	Len: 4	OTHER TRANQUILIZER - SPECIFY 1	Freq	Pct
		105 = Placidyl, Ethchlorvynol	1	0.00
		109 = Seconal.....	2	0.00
		110 = Tuinal.....	1	0.00
		112 = Restoril, Temazepam.....	3	0.01
		116 = Methaqualone, Sopor, Quaalude.....	13	0.02
		129 = Reds	1	0.00
		131 = Haldol, Haloperidol.....	1	0.00
		174 = Ambien, Stilnox, Zolpidem	4	0.01
		178 = Quetiapine, Seroquel	4	0.01
		201 = Valium, Diazepam.....	5	0.01
		207 = Ativan, Lorazepam, Orfidal.....	4	0.01
		209 = Xanax, Alprazolam, Tafil, Xanax bars.....	24	0.04
		211 = BuSpar, Buspirone.....	2	0.00
		215 = Vistaril.....	2	0.00
		221 = OTHER Tranquilizer, NOT OTHERWISE SPECIFIED.....	2	0.00
		222 = USED TRANQUILIZER, DON'T KNOW NAME	22	0.04
		223 = Carbacot, Marbaxin, Methocarbamol, Robaxin.....	3	0.01
		225 = Desyrel, Trazodone hydrochloride.....	4	0.01
		227 = Thorazine.....	3	0.01
		228 = Amitriptyline, Elavil.....	1	0.00
		229 = Librax.....	1	0.00
		232 = Mellaril	1	0.00
		234 = Flexeril, Cyclobenzaprine.....	4	0.01
		240 = Lithium carbonate, Lithonate.....	1	0.00
		241 = Prozac, Fluoxetine	1	0.00
		246 = Clonazepam, Diocam, Klonopin, Rivotril	4	0.01
		247 = Adapin, Doxepin, Sinequan.....	1	0.00
		271 = Sertraline hydrochloride, Zoloft	1	0.00
		285 = Risperdal, Risperdol, Risperidone.....	1	0.00
		329 = Bird's eggs, robin's eggs, speckled eggs.....	1	0.00
		351 = Cathinone, cat, khat, Q'at.....	1	0.00
		415 = Codeine	1	0.00
		420 = OTHER Analgesic, NOT OTHERWISE SPECIFIED.....	1	0.00
		434 = Vicodin, Lortab, Lorcet, Anexsia, Co-Gesic	1	0.00
		442 = Ibuprofen	1	0.00
		465 = Actiq, Fentanyl, Duragesic, Sublimaze.....	1	0.00
		658 = Special K, Ketamine.....	34	0.06
		1008 = Rohr 714, Rorer 714	1	0.00
		1021 = Seroquel XR	1	0.00
		2001 = Sanoma, Soma, Carisoprodol	9	0.02
		2002 = Muscle relaxers.....	4	0.01
		2004 = Bromazepam, Lexillum, Lexomil, Lexotan, Lexotanil	3	0.01
		2027 = Homemade tranquilizers	1	0.00
		2029 = Etizolam.....	1	0.00
		3023 = Adderall	3	0.01
		3052 = Speed; otherwise unspecified	1	0.00
		4035 = Nabumetone, Relafen	1	0.00
		4104 = Dolo-Neurobion.....	1	0.00
		6076 = Lemon 714.....	1	0.00
		6114 = Molly; not otherwise specified	1	0.00
		8007 = Gabapentin, Neurontin	3	0.01
		8066 = Viagra	1	0.00
		8233 = Keppra, Levetiracetam.....	1	0.00
		9981 = NEVER USED TRANQUILIZERS Logically assigned.....	6	0.01
		9985 = BAD DATA Logically assigned.....	3	0.01
		9989 = LEGITIMATE SKIP Logically assigned.....	2	0.00
		9991 = NEVER USED TRANQUILIZERS	50153	90.74
		9997 = REFUSED.....	15	0.03
		9998 = BLANK (NO ANSWER).....	145	0.26
		9999 = LEGITIMATE SKIP	4756	8.60

TRANQUILIZERS

TRNEWB	Len: 4	OTHER TRANQUILIZER - SPECIFY 2	Freq	Pct
		109 = Seconal.....	1	0.00
		110 = Tuinal.....	1	0.00
		137 = 7-14	1	0.00
		174 = Ambien, Stilnox, Zolpidem	1	0.00
		201 = Valium, Diazepam.....	4	0.01
		209 = Xanax, Alprazolam, Tafil, Xanax bars.....	1	0.00
		221 = OTHER Tranquilizer, NOT OTHERWISE SPECIFIED.....	1	0.00
		222 = USED TRANQUILIZER, DON'T KNOW NAME	2	0.00
		234 = Flexeril, Cyclobenzaprine.....	1	0.00
		246 = Clonazepam, Diocam, Klonopin, Rivotril	1	0.00
		280 = Ketaset	1	0.00
		374 = Christmas tree(s)	1	0.00
		423 = Percocet	1	0.00
		465 = Actiq, Fentanyl, Duragesic, Sublimaze.....	1	0.00
		852 = Formaldehyde, wak, whack (embalming fluid).....	1	0.00
		2001 = Sanoma, Soma, Carisoprodol	3	0.01
		4047 = Roxicet.....	1	0.00
		8017 = Buscapina.....	1	0.00
		8097 = Tizanidine, Zanaflex.....	1	0.00
		9981 = NEVER USED TRANQUILIZERS Logically assigned.....	6	0.01
		9985 = BAD DATA Logically assigned	1	0.00
		9989 = LEGITIMATE SKIP Logically assigned.....	1	0.00
		9991 = NEVER USED TRANQUILIZERS	50153	90.74
		9997 = REFUSED.....	9	0.02
		9998 = BLANK (NO ANSWER).....	319	0.58
		9999 = LEGITIMATE SKIP	4757	8.61

TRNEWC	Len: 4	OTHER TRANQUILIZER - SPECIFY 3	Freq	Pct
		209 = Xanax, Alprazolam, Tafil, Xanax bars.....	2	0.00
		246 = Clonazepam, Diocam, Klonopin, Rivotril	1	0.00
		2001 = Sanoma, Soma, Carisoprodol	1	0.00
		9981 = NEVER USED TRANQUILIZERS Logically assigned.....	6	0.01
		9991 = NEVER USED TRANQUILIZERS	50153	90.74
		9997 = REFUSED.....	8	0.01
		9998 = BLANK (NO ANSWER).....	342	0.62
		9999 = LEGITIMATE SKIP	4758	8.61

TRNEWD	Len: 4	OTHER TRANQUILIZER - SPECIFY 4	Freq	Pct
		201 = Valium, Diazepam.....	1	0.00
		207 = Ativan, Lorazepam, Orfidal.....	1	0.00
		9981 = NEVER USED TRANQUILIZERS Logically assigned.....	6	0.01
		9991 = NEVER USED TRANQUILIZERS	50153	90.74
		9997 = REFUSED.....	8	0.01
		9998 = BLANK (NO ANSWER).....	344	0.62
		9999 = LEGITIMATE SKIP	4758	8.61

TRNEWE	Len: 4	OTHER TRANQUILIZER - SPECIFY 5	Freq	Pct
		201 = Valium, Diazepam.....	1	0.00
		9981 = NEVER USED TRANQUILIZERS Logically assigned.....	6	0.01
		9991 = NEVER USED TRANQUILIZERS	50153	90.74
		9997 = REFUSED.....	8	0.01
		9998 = BLANK (NO ANSWER).....	345	0.62
		9999 = LEGITIMATE SKIP	4758	8.61

TRANQUILIZERS

The answers that people give us about their use of prescription tranquilizers are important to this study's success. We know that this information is personal, but remember your answers will be kept confidential.

Please think again about answering this question: Have you ever, even once, used any type of prescription tranquilizer that was not prescribed for you or that you took only for the experience or feeling it caused?

NOTE: This variable was coded as 1 if respondents answered yes to the above question and 91 if respondents answered the above question as no (see below). This variable also was coded as 1 if the questions corresponding to any of the following variables were answered as yes: KLONOPIN, XNAXATVN, VALMDIAZ, TRNCARD, or TRNOLST. This variable also was coded as 81 or 91 if all of the above variables were coded as 81 or 91, respectively.

TRNEVER	Len: 2	EVER USED TRANQUILIZERS NONMEDICALLY	Freq	Pct
		1 = Yes	4986	9.02
		81 = NEVER USED TRANQUILIZERS Logically assigned.....	6	0.01
		91 = NEVER USED TRANQUILIZERS	50153	90.74
		97 = REFUSED	3	0.01
		98 = BLANK (NO ANSWER).....	123	0.22

How old were you the first time you used any prescription tranquilizer that was not prescribed for you or that you took only for the experience or feeling it caused?

TRANAGE	Len: 3	AGE WHEN FIRST USED TRANQUILIZERS NONMEDICALLY	Freq	Pct
		RANGE = 1 - 75.....	4845	8.77
		981 = NEVER USED TRANQUILIZERS Logically assigned.....	6	0.01
		985 = BAD DATA Logically assigned	19	0.03
		991 = NEVER USED TRANQUILIZERS	50153	90.74
		994 = DON'T KNOW	95	0.17
		997 = REFUSED	31	0.06
		998 = BLANK (NO ANSWER).....	122	0.22

Did you first use any prescription tranquilizer that was not prescribed for you or that you took only for the experience or feeling it caused in [CURRENT YEAR - 1] or [CURRENT YEAR]?

Did you first use any prescription tranquilizer that was not prescribed for you or that you took only for the experience or feeling it caused in [CURRENT YEAR - 2] or [CURRENT YEAR - 1]?

In what month in [CURRENT YEAR] did you first use any prescription tranquilizer that was not prescribed for you or that you took only for the experience or feeling it caused?

TRANFYU	Len: 4	YEAR OF FIRST TRANQUILIZER USE - RECODE	Freq	Pct
		RANGE = 2012 - 2014.....	535	0.97
		9981 = NEVER USED TRANQUILIZERS Logically assigned.....	6	0.01
		9985 = BAD DATA Logically assigned	50	0.09
		9989 = LEGITIMATE SKIP Logically assigned.....	38	0.07
		9991 = NEVER USED TRANQUILIZERS	50153	90.74
		9994 = DON'T KNOW	98	0.18
		9997 = REFUSED.....	32	0.06
		9998 = BLANK (NO ANSWER).....	127	0.23
		9999 = LEGITIMATE SKIP	4232	7.66

TRANQUILIZERS

In what month in [CURRENT YEAR] did you first use any prescription tranquilizer that was not prescribed for you or that you took only for the experience or feeling it caused?

In what month in [YEAR FROM TR07a or TR07b] did you first use any prescription tranquilizer that was not prescribed for you or that you took only for the experience or feeling it caused?

TRANMFU	Len: 2	MONTH OF FIRST TRANQUILIZER USE - RECODE	Freq	Pct
		1 = January.....	54	0.10
		2 = February.....	44	0.08
		3 = March.....	55	0.10
		4 = April.....	36	0.07
		5 = May.....	41	0.07
		6 = June.....	50	0.09
		7 = July.....	45	0.08
		8 = August.....	35	0.06
		9 = September.....	41	0.07
		10 = October.....	44	0.08
		11 = November.....	39	0.07
		12 = December.....	23	0.04
		81 = NEVER USED TRANQUILIZERS Logically assigned.....	6	0.01
		85 = BAD DATA Logically assigned.....	50	0.09
		89 = LEGITIMATE SKIP Logically assigned.....	38	0.07
		91 = NEVER USED TRANQUILIZERS.....	50153	90.74
		94 = DON'T KNOW.....	126	0.23
		97 = REFUSED.....	32	0.06
		98 = BLANK (NO ANSWER).....	127	0.23
		99 = LEGITIMATE SKIP.....	4232	7.66

How long has it been since you last used any prescription tranquilizer that was not prescribed for you or that you took only for the experience or feeling it caused?

TRANREC	Len: 2	TIME SINCE LAST USED TRANQUILIZERS NONMEDICALLY	Freq	Pct
		1 = Within the past 30 days.....	438	0.79
		2 = More than 30 days ago but within the past 12 mos.....	843	1.53
		3 = More than 12 months ago.....	3625	6.56
		8 = Used at some point in the past 12 mos LOG ASSN.....	12	0.02
		9 = Used at some point in lifetime LOG ASSN.....	68	0.12
		81 = NEVER USED TRANQUILIZERS Logically assigned.....	6	0.01
		85 = BAD DATA Logically assigned.....	2	0.00
		91 = NEVER USED TRANQUILIZERS.....	50153	90.74
		97 = REFUSED.....	3	0.01
		98 = BLANK (NO ANSWER).....	121	0.22

TRNYRTOT	Len: 3	TOTAL # DAYS USED TRANQUILIZERS PAST 12 MONTHS	Freq	Pct
		RANGE = 1 - 364.....	1264	2.29
		981 = NEVER USED TRANQUILIZERS Logically assigned.....	6	0.01
		985 = BAD DATA Logically assigned.....	16	0.03
		991 = NEVER USED TRANQUILIZERS.....	50153	90.74
		993 = DID NOT USE TRANQUILIZERS IN THE PAST 12 MOS.....	3625	6.56
		994 = DON'T KNOW.....	9	0.02
		997 = REFUSED.....	9	0.02
		998 = BLANK (NO ANSWER).....	189	0.34

TRTOTFG	Len: 2	TRIMMING INDICATOR FOR TRNYRTOT	Freq	Pct
		98 = BLANK (NO ANSWER).....	55271	100.0

TRFQFLG	Len: 2	TRIMMED TRNYRTOT IF R USED < 12 MOS	Freq	Pct
		1 = Trimmed to be consistent with mo/yr of 1st use.....	82	0.15
		98 = BLANK (NO ANSWER).....	55189	99.85

TRANQUILIZERS

Now think about the past 12 months, from [DATEFILL] through today. We want to know how many days you've used any prescription tranquilizer that was not prescribed for you or that you took only for the experience or feeling it caused during the past 12 months.

What would be the easiest way for you to tell us how many days you used a prescription tranquilizer in either of these ways?

TRBSTWAY	Len: 2	EASIEST WAY TO TELL US # DAYS USED TRANQUILIZER	Freq	Pct
		1 = Prefer to answer in days per week	204	0.37
		2 = Prefer to answer in days per month.....	315	0.57
		3 = Prefer to answer in days per year	741	1.34
		11 = Prefer to ans in days per wk LOG ASSN.....	1	0.00
		12 = Prefer to ans in days per mo LOG ASSN	3	0.01
		13 = Prefer to ans in days per yr LOG ASSN	9	0.02
		81 = NEVER USED TRANQUILIZERS Logically assigned.....	6	0.01
		85 = BAD DATA Logically assigned	16	0.03
		91 = NEVER USED TRANQUILIZERS	50153	90.74
		93 = DID NOT USE TRANQUILIZERS IN THE PAST 12 MOS	3625	6.56
		94 = DON'T KNOW.....	3	0.01
		97 = REFUSED	6	0.01
		98 = BLANK (NO ANSWER).....	189	0.34

On how many days in the past 12 months did you use any prescription tranquilizer that was not prescribed for you or that you took only for the experience or feeling it caused?

TRDAYPYR	Len: 3	# DAYS USED TRANQUILIZERS "NM" PAST 12 MONTHS	Freq	Pct
		RANGE = 1 - 300.....	748	1.35
		981 = NEVER USED TRANQUILIZERS Logically assigned.....	6	0.01
		985 = BAD DATA Logically assigned	2	0.00
		989 = LEGITIMATE SKIP Logically assigned.....	3	0.01
		991 = NEVER USED TRANQUILIZERS	50153	90.74
		993 = DID NOT USE TRANQUILIZERS IN THE PAST 12 MOS	3625	6.56
		994 = DON'T KNOW.....	5	0.01
		997 = REFUSED	6	0.01
		998 = BLANK (NO ANSWER).....	203	0.37
		999 = LEGITIMATE SKIP	520	0.94

On average, how many days each month during the past 12 months did you use any prescription tranquilizer that was not prescribed for you or that you took only for the experience or feeling it caused?

TRDAYPMO	Len: 2	# DAYS PER MO USED TRANQUILIZERS "NM" PAST 12 MOS	Freq	Pct
		RANGE = 1 - 28.....	317	0.57
		81 = NEVER USED TRANQUILIZERS Logically assigned.....	6	0.01
		85 = BAD DATA Logically assigned	3	0.01
		89 = LEGITIMATE SKIP Logically assigned.....	1	0.00
		91 = NEVER USED TRANQUILIZERS	50153	90.74
		93 = DID NOT USE TRANQUILIZERS IN THE PAST 12 MOS	3625	6.56
		94 = DON'T KNOW.....	6	0.01
		97 = REFUSED	6	0.01
		98 = BLANK (NO ANSWER).....	202	0.37
		99 = LEGITIMATE SKIP	952	1.72

On average, how many days each week during the past 12 months did you use any prescription tranquilizer that was not prescribed for you or that you took only for the experience or feeling it caused?

TRDAYPWK	Len: 2	# DAYS PER WK USED TRANQUILIZERS "NM" PAST 12 MOS	Freq	Pct
		RANGE = 1 - 7.....	199	0.36
		81 = NEVER USED TRANQUILIZERS Logically assigned.....	6	0.01
		85 = BAD DATA Logically assigned	11	0.02
		91 = NEVER USED TRANQUILIZERS	50153	90.74
		93 = DID NOT USE TRANQUILIZERS IN THE PAST 12 MOS	3625	6.56
		94 = DON'T KNOW.....	9	0.02
		97 = REFUSED	9	0.02
		98 = BLANK (NO ANSWER).....	194	0.35
		99 = LEGITIMATE SKIP	1065	1.93

STIMULANTS

STIMULANTS

These next questions ask about the use of drugs such as amphetamines that are known as stimulants, "uppers," or "speed." People sometimes take these drugs to lose weight, to stay awake, or for attention deficit disorders. We are not interested in the use of "over-the-counter" stimulants such as Dexatrim or No-Doz that can be bought in drug stores or grocery stores without a doctor's prescription.

Card C shows pictures of some different kinds of prescription stimulants and lists the names of some others. These pictures show only pills, but we are interested in your use of any form of prescription stimulants that were not prescribed for you, or that you took only for the experience or feeling they caused. Please look at Card C carefully as you answer the next questions.

Have you ever, even once, used Methamphetamine, Desoxyn, or Methedrine that was not prescribed for you or that you took only for the experience or feeling it caused? Methamphetamine is also known as crank, crystal, ice, or speed.

NOTE: This variable incorporates the value from a probe question that was asked when the respondent answered REFUSED to this question.

METHDES	Len: 2	EVER USED METHAMPHETAMINE, DESOXYN, OR METHEDRINE	Freq	Pct
		1 = Yes	1784	3.23
		2 = No.....	2231	4.04
		3 = Yes LOGICALLY ASSIGNED.....	1	0.00
		81 = NEVER USED STIMULANTS Logically assigned.....	4	0.01
		85 = BAD DATA Logically assigned	1	0.00
		91 = NEVER USED STIMULANTS	51196	92.63
		94 = DON'T KNOW.....	39	0.07
		97 = REFUSED	7	0.01
		98 = BLANK (NO ANSWER).....	8	0.01

Have you ever, even once, used prescription diet pills, such as Amphetamines, Benzedrine, Biphetamine, Fastin, or Phentermine, that was not prescribed for you or that you took only for the experience or feeling it caused?

DIETPILS	Len: 2	EVER USED DIET PILLS SUCH AS AMPHETAMINES, ETC	Freq	Pct
		1 = Yes	1240	2.24
		2 = No.....	2760	4.99
		3 = Yes LOGICALLY ASSIGNED.....	11	0.02
		81 = NEVER USED STIMULANTS Logically assigned.....	4	0.01
		85 = BAD DATA Logically assigned	1	0.00
		91 = NEVER USED STIMULANTS	51196	92.63
		94 = DON'T KNOW.....	42	0.08
		97 = REFUSED	9	0.02
		98 = BLANK (NO ANSWER).....	8	0.01

Have you ever, even once, used Ritalin or Methylphenidate that was not prescribed for you or that you took only for the experience or feeling it caused?

RITMPHEN	Len: 2	EVER USED RITALIN OR METHYLPHENIDATE	Freq	Pct
		1 = Yes	1629	2.95
		2 = No.....	2374	4.30
		3 = Yes LOGICALLY ASSIGNED.....	3	0.01
		81 = NEVER USED STIMULANTS Logically assigned.....	4	0.01
		85 = BAD DATA Logically assigned	1	0.00
		91 = NEVER USED STIMULANTS	51196	92.63
		94 = DON'T KNOW.....	42	0.08
		97 = REFUSED	14	0.03
		98 = BLANK (NO ANSWER).....	8	0.01

STIMULANTS

Please look at the stimulants shown below the red line on Card C.

Have you ever, even once, used any of these stimulants when they were not prescribed for you or that you took only for the experience or feeling they caused?

STM CARD	Len: 2	EVER USED ANY STIMULANT BELOW RED LINE ON CARD C	Freq	Pct
		1 = Yes	565	1.02
		2 = No.....	3435	6.21
		3 = Yes LOGICALLY ASSIGNED.....	4	0.01
		81 = NEVER USED STIMULANTS Logically assigned.....	4	0.01
		85 = BAD DATA Logically assigned	1	0.00
		91 = NEVER USED STIMULANTS	51196	92.63
		94 = DON'T KNOW.....	48	0.09
		97 = REFUSED	10	0.02
		98 = BLANK (NO ANSWER).....	8	0.01

Which of the stimulants shown below the red line on Card C have you used when they were not prescribed for you or that you took only for the experience or feeling they caused?

CYLERT	Len: 2	EVER USED CYLERT NONMEDICALLY	Freq	Pct
		1 = Response entered	35	0.06
		6 = Response not entered.....	503	0.91
		81 = NEVER USED STIMULANTS Logically assigned.....	4	0.01
		85 = BAD DATA Logically assigned	1	0.00
		91 = NEVER USED STIMULANTS	51196	92.63
		94 = DON'T KNOW.....	24	0.04
		97 = REFUSED	17	0.03
		98 = BLANK (NO ANSWER).....	56	0.10
		99 = LEGITIMATE SKIP	3435	6.21

DEXED	Len: 2	EVER USED DEXEDRINE NONMEDICALLY	Freq	Pct
		1 = Response entered	254	0.46
		3 = Response entered LOGICALLY ASSIGNED	2	0.00
		6 = Response not entered.....	282	0.51
		81 = NEVER USED STIMULANTS Logically assigned.....	4	0.01
		85 = BAD DATA Logically assigned	1	0.00
		91 = NEVER USED STIMULANTS	51196	92.63
		94 = DON'T KNOW.....	24	0.04
		97 = REFUSED	17	0.03
		98 = BLANK (NO ANSWER).....	56	0.10
		99 = LEGITIMATE SKIP	3435	6.21

DETAMP	Len: 2	EVER USED DEXTROAMPHETAMINE NONMEDICALLY	Freq	Pct
		1 = Response entered	251	0.45
		6 = Response not entered.....	287	0.52
		81 = NEVER USED STIMULANTS Logically assigned.....	4	0.01
		85 = BAD DATA Logically assigned	1	0.00
		91 = NEVER USED STIMULANTS	51196	92.63
		94 = DON'T KNOW.....	24	0.04
		97 = REFUSED	17	0.03
		98 = BLANK (NO ANSWER).....	56	0.10
		99 = LEGITIMATE SKIP	3435	6.21

DIDREX	Len: 2	EVER USED DIDREX NONMEDICALLY	Freq	Pct
		1 = Response entered	25	0.05
		6 = Response not entered.....	513	0.93
		81 = NEVER USED STIMULANTS Logically assigned.....	4	0.01
		85 = BAD DATA Logically assigned	1	0.00
		91 = NEVER USED STIMULANTS	51196	92.63
		94 = DON'T KNOW.....	24	0.04
		97 = REFUSED	17	0.03
		98 = BLANK (NO ANSWER).....	56	0.10
		99 = LEGITIMATE SKIP	3435	6.21

STIMULANTS

ESKAT	Len: 2	EVER USED ESKATROL NONMEDICALLY	Freq	Pct
		1 = Response entered	24	0.04
		6 = Response not entered.....	514	0.93
		81 = NEVER USED STIMULANTS Logically assigned.....	4	0.01
		85 = BAD DATA Logically assigned	1	0.00
		91 = NEVER USED STIMULANTS	51196	92.63
		94 = DON'T KNOW.....	24	0.04
		97 = REFUSED	17	0.03
		98 = BLANK (NO ANSWER).....	56	0.10
		99 = LEGITIMATE SKIP	3435	6.21

IONAMIN	Len: 2	EVER USED IONAMIN NONMEDICALLY	Freq	Pct
		1 = Response entered	30	0.05
		6 = Response not entered.....	508	0.92
		81 = NEVER USED STIMULANTS Logically assigned.....	4	0.01
		85 = BAD DATA Logically assigned	1	0.00
		91 = NEVER USED STIMULANTS	51196	92.63
		94 = DON'T KNOW.....	24	0.04
		97 = REFUSED	17	0.03
		98 = BLANK (NO ANSWER).....	56	0.10
		99 = LEGITIMATE SKIP	3435	6.21

MAZANOR	Len: 2	EVER USED MAZANOR NONMEDICALLY	Freq	Pct
		1 = Response entered	12	0.02
		6 = Response not entered.....	526	0.95
		81 = NEVER USED STIMULANTS Logically assigned.....	4	0.01
		85 = BAD DATA Logically assigned	1	0.00
		91 = NEVER USED STIMULANTS	51196	92.63
		94 = DON'T KNOW.....	24	0.04
		97 = REFUSED	17	0.03
		98 = BLANK (NO ANSWER).....	56	0.10
		99 = LEGITIMATE SKIP	3435	6.21

OBLA	Len: 2	EVER USED OBEDRIN-LA NONMEDICALLY	Freq	Pct
		1 = Response entered	7	0.01
		6 = Response not entered.....	531	0.96
		81 = NEVER USED STIMULANTS Logically assigned.....	4	0.01
		85 = BAD DATA Logically assigned	1	0.00
		91 = NEVER USED STIMULANTS	51196	92.63
		94 = DON'T KNOW.....	24	0.04
		97 = REFUSED	17	0.03
		98 = BLANK (NO ANSWER).....	56	0.10
		99 = LEGITIMATE SKIP	3435	6.21

PLEGINE	Len: 2	EVER USED PLEGINE NONMEDICALLY	Freq	Pct
		1 = Response entered	12	0.02
		6 = Response not entered.....	526	0.95
		81 = NEVER USED STIMULANTS Logically assigned.....	4	0.01
		85 = BAD DATA Logically assigned	1	0.00
		91 = NEVER USED STIMULANTS	51196	92.63
		94 = DON'T KNOW.....	24	0.04
		97 = REFUSED	17	0.03
		98 = BLANK (NO ANSWER).....	56	0.10
		99 = LEGITIMATE SKIP	3435	6.21

STIMULANTS

PRELUDIN	Len: 2	EVER USED PRELUDIN NONMEDICALLY	Freq	Pct
		1 = Response entered	41	0.07
		3 = Response entered LOGICALLY ASSIGNED	2	0.00
		6 = Response not entered	495	0.90
		81 = NEVER USED STIMULANTS Logically assigned	4	0.01
		85 = BAD DATA Logically assigned	1	0.00
		91 = NEVER USED STIMULANTS	51196	92.63
		94 = DON'T KNOW	24	0.04
		97 = REFUSED	17	0.03
		98 = BLANK (NO ANSWER)	56	0.10
		99 = LEGITIMATE SKIP	3435	6.21

SANOREX	Len: 2	EVER USED SANOREX NONMEDICALLY	Freq	Pct
		1 = Response entered	26	0.05
		6 = Response not entered	512	0.93
		81 = NEVER USED STIMULANTS Logically assigned	4	0.01
		85 = BAD DATA Logically assigned	1	0.00
		91 = NEVER USED STIMULANTS	51196	92.63
		94 = DON'T KNOW	24	0.04
		97 = REFUSED	17	0.03
		98 = BLANK (NO ANSWER)	56	0.10
		99 = LEGITIMATE SKIP	3435	6.21

TENUATE	Len: 2	EVER USED TENUATE NONMEDICALLY	Freq	Pct
		1 = Response entered	27	0.05
		6 = Response not entered	511	0.92
		81 = NEVER USED STIMULANTS Logically assigned	4	0.01
		85 = BAD DATA Logically assigned	1	0.00
		91 = NEVER USED STIMULANTS	51196	92.63
		94 = DON'T KNOW	24	0.04
		97 = REFUSED	17	0.03
		98 = BLANK (NO ANSWER)	56	0.10
		99 = LEGITIMATE SKIP	3435	6.21

Have you ever, even once, used any other prescription stimulant, besides the ones shown on Card C when it was not prescribed for you or that you took only for the experience or feeling it caused?

STMNOLST	Len: 2	EVER USED ANY OTHER STIMULANT NONMEDICALLY	Freq	Pct
		1 = Yes	749	1.36
		2 = No	3231	5.85
		4 = No LOGICALLY ASSIGNED	2	0.00
		81 = NEVER USED STIMULANTS Logically assigned	4	0.01
		85 = BAD DATA Logically assigned	1	0.00
		91 = NEVER USED STIMULANTS	51196	92.63
		94 = DON'T KNOW	69	0.12
		97 = REFUSED	10	0.02
		98 = BLANK (NO ANSWER)	9	0.02

STIMULANTS

STIMNEWA	Len: 4	OTHER STIMULANT - SPECIFY 1	Freq	Pct
124	=	Yellow jackets	2	0.00
178	=	Quetiapine, Seroquel	1	0.00
201	=	Valium, Diazepam	1	0.00
207	=	Ativan, Lorazepam, Orfidal	1	0.00
209	=	Xanax, Alprazolam, Tafil, Xanax bars	1	0.00
291	=	Celexa, Citalopram	1	0.00
301	=	Dexedrine	2	0.00
311	=	Preludin	2	0.00
313	=	Acxion, Adipex-P, Fastin, Phentermine	12	0.02
318	=	Ritalin, Methylphenidate	7	0.01
322	=	Methamphetamine ("ice" or "crank"), Meth	4	0.01
324	=	Uppers; OTHER Stimulant, NOT OTHERWISE SPECIFIED	11	0.02
325	=	USED STIMULANT, DON'T KNOW NAME	38	0.07
326	=	White cross	9	0.02
327	=	Black beauties, black beauty	7	0.01
328	=	Pink hearts	1	0.00
329	=	Bird's eggs, robin's eggs, speckled eggs	2	0.00
332	=	Ephedrine	2	0.00
334	=	Crossroads, cross tops	6	0.01
336	=	Diet pills/medications/drugs; otherwise unspfd	4	0.01
339	=	Amphetamines	2	0.00
344	=	Bennies	1	0.00
345	=	Black molly	2	0.00
348	=	Crystal	1	0.00
355	=	Crystal meth, crystal methamphetamine	4	0.01
359	=	Criss cross	1	0.00
374	=	Christmas tree(s)	3	0.01
382	=	Footballs, purple footballs	1	0.00
418	=	Methadone, Dolophine	1	0.00
481	=	Acular, Dolac, Ketorolac tromethamine, Toradol	1	0.00
606	=	"Ecstasy" (MDMA), X-TC, "X"	1	0.00
805	=	Cocaine, coca, cocaina, coke, perico	1	0.00
896	=	Catapres, Clonidine	1	0.00
3015	=	Fen-Phen (fenfluramine and phentermine)	1	0.00
3023	=	Adderall	450	0.81
3026	=	Bupropion, Wellbutrin, Zyban	1	0.00
3041	=	Desbutal	1	0.00
3050	=	Mini thins	1	0.00
3052	=	Speed; otherwise unspecified	2	0.00
3064	=	Ephedra, Ma Huang	1	0.00
3077	=	Concerta	10	0.02
3086	=	Adderall XR	1	0.00
3087	=	Strattera	3	0.01
3090	=	Provigil, Modafinil	3	0.01
3094	=	Dexmethylphenidate, Focalin	5	0.01
3111	=	LDX, Lisdexamfetamine dimesylate, Vyvanse	51	0.09
3122	=	Armodafinil, Nuvigil	1	0.00
3130	=	IFA-Norex	1	0.00
4046	=	Oxycodone or unspecified oxycodone products	1	0.00
4067	=	OxyContin	1	0.00
4102	=	Mobic, Meloxicam	1	0.00
6114	=	Molly; not otherwise specified	1	0.00
8012	=	Coriciden <OTC>	1	0.00
8020	=	Allegra, Altiva	1	0.00
8024	=	Asthma inhaler, asthma medication, bronchial dilator	2	0.00
8171	=	Dietary supplements; otherwise unspecified	1	0.00
8229	=	ADHD/ADD medication; otherwise unspfd	4	0.01
8301	=	Bath salts, otherwise unspecified	1	0.00
8345	=	Dolo-Doceplex D	1	0.00
8350	=	Maqui	1	0.00
9981	=	NEVER USED STIMULANTS Logically assigned	4	0.01
9985	=	BAD DATA Logically assigned	1	0.00
9989	=	LEGITIMATE SKIP Logically assigned	2	0.00
9991	=	NEVER USED STIMULANTS	51196	92.63
9997	=	REFUSED	15	0.03
9998	=	BLANK (NO ANSWER)	140	0.25
9999	=	LEGITIMATE SKIP	3231	5.85

STIMULANTS

STIMNEWB	Len: 4	OTHER STIMULANT - SPECIFY 2	Freq	Pct
		209 = Xanax, Alprazolam, Tafil, Xanax bars.....	1	0.00
		313 = Acxion, Adipex-P, Fastin, Phentermine	3	0.01
		320 = Dextroamphetamine.....	1	0.00
		322 = Methamphetamine ("ice" or "crank"), Meth.....	1	0.00
		325 = USED STIMULANT, DON'T KNOW NAME	5	0.01
		327 = Black beauties, black beauty.....	4	0.01
		328 = Pink hearts.....	1	0.00
		331 = Blancs, whites.....	1	0.00
		333 = 357 Magnum, Magnum 44 <OTC>.....	2	0.00
		345 = Black molly.....	1	0.00
		364 = Pseudoephedrine <OTC>	1	0.00
		379 = Hearts.....	1	0.00
		606 = "Ecstasy" (MDMA), X-TC, "X".....	1	0.00
		3023 = Adderall	38	0.07
		3041 = Desbutal	1	0.00
		3046 = Adrenalin, Epinephrine.....	1	0.00
		3052 = Speed; otherwise unspecified	1	0.00
		3077 = Concerta	8	0.01
		3090 = Provigil, Modafinil.....	1	0.00
		3094 = Dexmethylphenidate, Focalin	2	0.00
		3111 = LDX, Lisdexamfetamine dimesylate, Vyvanse.....	23	0.04
		4104 = Dolo-Neurobion.....	1	0.00
		8024 = Asthma inhaler, asthma medication, bronchial dilator.....	1	0.00
		8093 = Stacker 2/Stacker 3 <OTC>	1	0.00
		8194 = Afrin <OTC>.....	1	0.00
		8350 = Maqui.....	1	0.00
		9981 = NEVER USED STIMULANTS Logically assigned.....	4	0.01
		9985 = BAD DATA Logically assigned.....	2	0.00
		9991 = NEVER USED STIMULANTS	51196	92.63
		9997 = REFUSED.....	11	0.02
		9998 = BLANK (NO ANSWER).....	722	1.31
		9999 = LEGITIMATE SKIP	3233	5.85

STIMNEWC	Len: 4	OTHER STIMULANT - SPECIFY 3	Freq	Pct
		209 = Xanax, Alprazolam, Tafil, Xanax bars.....	1	0.00
		332 = Ephedrine	1	0.00
		3023 = Adderall	4	0.01
		3077 = Concerta	1	0.00
		3094 = Dexmethylphenidate, Focalin	1	0.00
		3111 = LDX, Lisdexamfetamine dimesylate, Vyvanse.....	2	0.00
		9981 = NEVER USED STIMULANTS Logically assigned.....	4	0.01
		9991 = NEVER USED STIMULANTS	51196	92.63
		9997 = REFUSED.....	11	0.02
		9998 = BLANK (NO ANSWER).....	817	1.48
		9999 = LEGITIMATE SKIP	3233	5.85

STIMNEWD	Len: 4	OTHER STIMULANT - SPECIFY 4	Freq	Pct
		3111 = LDX, Lisdexamfetamine dimesylate, Vyvanse.....	1	0.00
		9981 = NEVER USED STIMULANTS Logically assigned.....	4	0.01
		9991 = NEVER USED STIMULANTS	51196	92.63
		9997 = REFUSED.....	10	0.02
		9998 = BLANK (NO ANSWER).....	827	1.50
		9999 = LEGITIMATE SKIP	3233	5.85

STIMNEWE	Len: 4	OTHER STIMULANT - SPECIFY 5	Freq	Pct
		9981 = NEVER USED STIMULANTS Logically assigned.....	4	0.01
		9991 = NEVER USED STIMULANTS	51196	92.63
		9997 = REFUSED.....	10	0.02
		9998 = BLANK (NO ANSWER).....	828	1.50
		9999 = LEGITIMATE SKIP	3233	5.85

STIMULANTS

The answers that people give us about their use of prescription stimulants are important to this study's success. We know that this information is personal, but remember your answers will be kept confidential.

Please think again about answering this question: Have you ever, even once, used any type of prescription stimulant that was not prescribed for you or that you took only for the experience or feeling it caused?

NOTE: This variable was coded as 1 if respondents answered yes to the above question and 91 if respondents answered the above question as no (see below). This variable also was coded as 1 if the questions corresponding to any of the following variables were answered as yes: METHDES, DIETPILS, RITMPHEN, STMCARD, or STMNOLST. This variable also was coded as 81 or 91 if all of the above variables were coded as 81 or 91, respectively.

STMEVER	Len: 2	EVER USED STIMULANTS NONMEDICALLY	Freq	Pct
		1 = Yes	3952	7.15
		81 = NEVER USED STIMULANTS Logically assigned.....	4	0.01
		91 = NEVER USED STIMULANTS	51196	92.63
		97 = REFUSED	3	0.01
		98 = BLANK (NO ANSWER).....	116	0.21

How old were you the first time you used any prescription stimulant that was not prescribed for you or that you took only for the experience or feeling it caused?

STIMAGE	Len: 3	AGE WHEN FIRST USED STIMULANTS NONMEDICALLY	Freq	Pct
		RANGE = 1 - 64.....	3856	6.98
		981 = NEVER USED STIMULANTS Logically assigned.....	4	0.01
		985 = BAD DATA Logically assigned	16	0.03
		991 = NEVER USED STIMULANTS	51196	92.63
		994 = DON'T KNOW	55	0.10
		997 = REFUSED	24	0.04
		998 = BLANK (NO ANSWER).....	120	0.22

Did you first use any prescription stimulant that was not prescribed for you or that you took only for the experience or feeling it caused in [CURRENT YEAR - 1] or [CURRENT YEAR]?

Did you first use any prescription stimulant that was not prescribed for you or that you took only for the experience or feeling it caused in [CURRENT YEAR - 2] or [CURRENT YEAR - 1]?

In what month in [CURRENT YEAR] did you first use any prescription stimulant that was not prescribed for you or that you took only for the experience or feeling it caused?

STIMYFU	Len: 4	YEAR OF FIRST STIMULANT USE - RECODE	Freq	Pct
		RANGE = 2012 - 2014	332	0.60
		9981 = NEVER USED STIMULANTS Logically assigned.....	4	0.01
		9985 = BAD DATA Logically assigned	31	0.06
		9989 = LEGITIMATE SKIP Logically assigned.....	28	0.05
		9991 = NEVER USED STIMULANTS	51196	92.63
		9994 = DON'T KNOW	58	0.10
		9997 = REFUSED.....	24	0.04
		9998 = BLANK (NO ANSWER).....	122	0.22
		9999 = LEGITIMATE SKIP	3476	6.29

STIMULANTS

In what month in [CURRENT YEAR] did you first use any prescription stimulant that was not prescribed for you or that you took only for the experience or feeling it caused?

In what month in [YEAR FROM ST07a or ST07b] did you first use any prescription stimulant that was not prescribed for you or that you took only for the experience or feeling it caused?

STIMMFU	Len: 2	MONTH OF FIRST STIMULANT USE - RECODE	Freq	Pct
		1 = January.....	27	0.05
		2 = February.....	23	0.04
		3 = March.....	35	0.06
		4 = April.....	27	0.05
		5 = May.....	35	0.06
		6 = June.....	36	0.07
		7 = July.....	22	0.04
		8 = August.....	21	0.04
		9 = September.....	29	0.05
		10 = October.....	15	0.03
		11 = November.....	18	0.03
		12 = December.....	33	0.06
		81 = NEVER USED STIMULANTS Logically assigned.....	4	0.01
		85 = BAD DATA Logically assigned.....	31	0.06
		89 = LEGITIMATE SKIP Logically assigned.....	28	0.05
		91 = NEVER USED STIMULANTS.....	51196	92.63
		94 = DON'T KNOW.....	69	0.12
		97 = REFUSED.....	24	0.04
		98 = BLANK (NO ANSWER).....	122	0.22
		99 = LEGITIMATE SKIP.....	3476	6.29

NOTE: This variable incorporates values from 2 probe questions that were asked when the respondent answered DON'T KNOW or REFUSED to this question.

How long has it been since you last used any prescription stimulant that was not prescribed for you or that you took only for the experience or feeling it caused?

STIMREC	Len: 2	TIME SINCE LAST USED STIMULANTS NONMEDICALLY	Freq	Pct
		1 = Within the past 30 days.....	343	0.62
		2 = More than 30 days ago but within the past 12 mos.....	564	1.02
		3 = More than 12 months ago.....	2947	5.33
		8 = Used at some point in the past 12 mos LOG ASSN.....	20	0.04
		9 = Used at some point in lifetime LOG ASSN.....	64	0.12
		11 = Used in the past 30 days LOGICALLY ASSIGNED.....	10	0.02
		12 = Used >30 days ago but within pst 12 mos LOG ASSN.....	4	0.01
		81 = NEVER USED STIMULANTS Logically assigned.....	4	0.01
		85 = BAD DATA Logically assigned.....	1	0.00
		91 = NEVER USED STIMULANTS.....	51196	92.63
		97 = REFUSED.....	3	0.01
		98 = BLANK (NO ANSWER).....	115	0.21

NOTE: The variables STMYRTOT, STBSTWAY, STDAYPYR, STDAYPMO, and STDAYPWK incorporate values from follow-up questions that were asked if respondents previously reported that they last used any stimulant more than 12 months ago but subsequently reported more recent use of any stimulant or methamphetamine.

STMYRTOT	Len: 3	TOTAL # DAYS USED STIMULANTS PAST 12 MONTHS	Freq	Pct
		RANGE = 1 - 364.....	911	1.65
		981 = NEVER USED STIMULANTS Logically assigned.....	4	0.01
		985 = BAD DATA Logically assigned.....	19	0.03
		991 = NEVER USED STIMULANTS.....	51196	92.63
		993 = DID NOT USE STIMULANTS IN THE PAST 12 MOS.....	2947	5.33
		994 = DON'T KNOW.....	10	0.02
		997 = REFUSED.....	4	0.01
		998 = BLANK (NO ANSWER).....	180	0.33

STTOTFG	Len: 2	TRIMMING INDICATOR FOR STMYRTOT	Freq	Pct
		98 = BLANK (NO ANSWER).....	55271	100.0

STIMULANTS

STFQFLG	Len: 2	TRIMMED STMYRTOT IF R USED < 12 MOS	Freq	Pct
		1 = Trimmed to be consistent with mo/yr of 1st use.....	57	0.10
		98 = BLANK (NO ANSWER).....	55214	99.90

Now think about the past 12 months, from [DATEFILL] through today. We want to know how many days you've used any prescription stimulant that was not prescribed for you or that you took only for the experience or feeling it caused during the past 12 months.

What would be the easiest way for you to tell us how many days you used a prescription stimulant in either of these ways?

STBSTWAY	Len: 2	EASIEST WAY TO TELL US # DAYS USED STIMULANT	Freq	Pct
		1 = Prefer to answer in days per week	137	0.25
		2 = Prefer to answer in days per month.....	223	0.40
		3 = Prefer to answer in days per year	513	0.93
		11 = Prefer to ans in days per wk LOG ASSN.....	3	0.01
		12 = Prefer to ans in days per mo LOG ASSN	4	0.01
		13 = Prefer to ans in days per yr LOG ASSN	5	0.01
		21 = Prefer to ans in days per wk (MTBSTWAY=1,11).....	8	0.01
		22 = Prefer to ans in days per mo (MTBSTWAY=2,12)	14	0.03
		23 = Prefer to ans in days per yr (MTBSTWAY=3,13)	13	0.02
		81 = NEVER USED STIMULANTS Logically assigned.....	4	0.01
		85 = BAD DATA Logically assigned	19	0.03
		91 = NEVER USED STIMULANTS	51196	92.63
		93 = DID NOT USE STIMULANTS IN THE PAST 12 MOS.....	2947	5.33
		94 = DON'T KNOW.....	3	0.01
		97 = REFUSED	2	0.00
		98 = BLANK (NO ANSWER).....	180	0.33

On how many days in the past 12 months did you use any prescription stimulant that was not prescribed for you or that you took only for the experience or feeling it caused?

STDAYPYR	Len: 3	# DAYS USED STIMULANT "NM" PAST 12 MONTHS	Freq	Pct
		RANGE = 1 - 330.....	529	0.96
		981 = NEVER USED STIMULANTS Logically assigned.....	4	0.01
		985 = BAD DATA Logically assigned	6	0.01
		989 = LEGITIMATE SKIP Logically assigned.....	14	0.03
		991 = NEVER USED STIMULANTS	51196	92.63
		993 = DID NOT USE STIMULANTS IN THE PAST 12 MOS.....	2947	5.33
		994 = DON'T KNOW.....	4	0.01
		997 = REFUSED	3	0.01
		998 = BLANK (NO ANSWER).....	193	0.35
		999 = LEGITIMATE SKIP	375	0.68

On average, how many days each month during the past 12 months did you use any prescription stimulant that was not prescribed for you or that you took only for the experience or feeling it caused?

STDAYPMO	Len: 2	# DAYS PER MO USED STIMULANT "NM" PAST 12 MONTHS	Freq	Pct
		RANGE = 1 - 30.....	240	0.43
		81 = NEVER USED STIMULANTS Logically assigned.....	4	0.01
		85 = BAD DATA Logically assigned	6	0.01
		89 = LEGITIMATE SKIP Logically assigned.....	6	0.01
		91 = NEVER USED STIMULANTS	51196	92.63
		93 = DID NOT USE STIMULANTS IN THE PAST 12 MOS.....	2947	5.33
		94 = DON'T KNOW.....	5	0.01
		97 = REFUSED	3	0.01
		98 = BLANK (NO ANSWER).....	193	0.35
		99 = LEGITIMATE SKIP	671	1.21

STIMULANTS

On average, how many days each week during the past 12 months did you use any prescription stimulant that was not prescribed for you or that you took only for the experience or feeling it caused?

STDAYPWK	Len: 2	# DAYS PER WEEK USED STIMULANT "NM" PAST 12 MONTHS	Freq	Pct
		RANGE = 1 - 7.....	142	0.26
		81 = NEVER USED STIMULANTS Logically assigned.....	4	0.01
		85 = BAD DATA Logically assigned.....	13	0.02
		89 = LEGITIMATE SKIP Logically assigned.....	3	0.01
		91 = NEVER USED STIMULANTS.....	51196	92.63
		93 = DID NOT USE STIMULANTS IN THE PAST 12 MOS.....	2947	5.33
		94 = DON'T KNOW.....	10	0.02
		97 = REFUSED.....	4	0.01
		98 = BLANK (NO ANSWER).....	186	0.34
		99 = LEGITIMATE SKIP.....	766	1.39

Now think only about your use of Methamphetamine, Desoxyn, or Methedrine. How old were you the first time you used Methamphetamine, Desoxyn, or Methedrine?

METHAGE	Len: 3	AGE WHEN 1ST USED METHAMPH, DESOXYN, METHEDRINE	Freq	Pct
		RANGE = 1 - 57.....	1733	3.14
		981 = NEVER USED METHAMPHETAMINE Logically assigned.....	4	0.01
		985 = BAD DATA Logically assigned.....	9	0.02
		991 = NEVER USED METHAMPHETAMINE.....	53427	96.66
		994 = DON'T KNOW.....	32	0.06
		997 = REFUSED.....	18	0.03
		998 = BLANK (NO ANSWER).....	48	0.09

Did you first use Methamphetamine, Desoxyn, or Methedrine that was not prescribed for you or that you took only for the experience or feeling it caused in [CURRENT YEAR - 1] or [CURRENT YEAR]?

Did you first use Methamphetamine, Desoxyn, or Methedrine that was not prescribed for you or that you took only for the experience or feeling it caused in [CURRENT YEAR - 2] OR [CURRENT YEAR - 1]?

In what month in [CURRENT YEAR] did you first use Methamphetamine, Desoxyn, or Methedrine that was not prescribed for you or that you took only for the experience or feeling it caused?

METHYFU	Len: 4	YEAR OF FIRST METHAMPHETAMINE USE - RECODE	Freq	Pct
		RANGE = 2012 - 2014.....	78	0.14
		9981 = NEVER USED METHAMPHETAMINE Logically assigned.....	4	0.01
		9985 = BAD DATA Logically assigned.....	15	0.03
		9989 = LEGITIMATE SKIP Logically assigned.....	6	0.01
		9991 = NEVER USED METHAMPHETAMINE.....	53427	96.66
		9994 = DON'T KNOW.....	34	0.06
		9997 = REFUSED.....	18	0.03
		9998 = BLANK (NO ANSWER).....	50	0.09
		9999 = LEGITIMATE SKIP.....	1639	2.97

STIMULANTS

In what month in [CURRENT YEAR] did you first use Methamphetamine, Desoxyn, or Methedrine that was not prescribed for you or that you took only for the experience or feeling it caused?

In what month in [YEAR FROM ST15 or ST16] did you first use Methamphetamine, Desoxyn, or Methedrine that was not prescribed for you or that you took only for the experience or feeling it caused?

METHMFU	Len: 2	MONTH OF FIRST METHAMPHETAMINE USE - RECODE	Freq	Pct
		1 = January.....	6	0.01
		2 = February.....	10	0.02
		3 = March.....	5	0.01
		4 = April.....	6	0.01
		5 = May.....	4	0.01
		6 = June.....	8	0.01
		7 = July.....	5	0.01
		8 = August.....	8	0.01
		9 = September.....	6	0.01
		10 = October.....	6	0.01
		11 = November.....	3	0.01
		12 = December.....	8	0.01
		81 = NEVER USED METHAMPHETAMINE Logically assigned.....	4	0.01
		85 = BAD DATA Logically assigned.....	15	0.03
		89 = LEGITIMATE SKIP Logically assigned.....	6	0.01
		91 = NEVER USED METHAMPHETAMINE.....	53427	96.66
		94 = DON'T KNOW.....	37	0.07
		97 = REFUSED.....	18	0.03
		98 = BLANK (NO ANSWER).....	50	0.09
		99 = LEGITIMATE SKIP.....	1639	2.97

How long has it been since you last used Methamphetamine, Desoxyn, or Methedrine?

METHREC	Len: 2	TIME SINCE LAST USED METHAMPHETAMINE	Freq	Pct
		1 = Within the past 30 days.....	93	0.17
		2 = More than 30 days ago but within the past 12 mos.....	153	0.28
		3 = More than 12 months ago.....	1498	2.71
		8 = Used at some point in the past 12 mos LOG ASSN.....	6	0.01
		9 = Used at some point in lifetime LOG ASSN.....	35	0.06
		81 = NEVER USED METHAMPHETAMINE Logically assigned.....	4	0.01
		85 = BAD DATA Logically assigned.....	1	0.00
		91 = NEVER USED METHAMPHETAMINE.....	53427	96.66
		97 = REFUSED.....	7	0.01
		98 = BLANK (NO ANSWER).....	47	0.09

MTHYRTOT	Len: 3	TOTAL # DAYS USED METHAMPHETAMINE PAST 12 MONTHS	Freq	Pct
		RANGE = 1 - 364.....	245	0.44
		981 = NEVER USED METHAMPHETAMINE Logically assigned.....	4	0.01
		985 = BAD DATA Logically assigned.....	5	0.01
		991 = NEVER USED METHAMPHETAMINE.....	53427	96.66
		993 = DID NOT USE METHAMPHETAMINE IN THE PAST 12 MOS.....	1498	2.71
		994 = DON'T KNOW.....	1	0.00
		997 = REFUSED.....	8	0.01
		998 = BLANK (NO ANSWER).....	83	0.15

MTTOTFG	Len: 2	TRIMMING INDICATOR FOR MTHYRTOT	Freq	Pct
		98 = BLANK (NO ANSWER).....	55271	100.0

MTFQFLG	Len: 2	TRIMMED MTHYRTOT IF R USED < 12 MOS	Freq	Pct
		1 = Trimmed to be consistent with mo/yr of 1st use.....	12	0.02
		98 = BLANK (NO ANSWER).....	55259	99.98

STIMULANTS

Now think about the past 12 months, from [FILL DATE] through today. We want to know how many days you've used Methamphetamine, Desoxyn, or Methedrine that was not prescribed for you or that you took only for the experience or feeling it caused during the past 12 months.

What would be the easiest way for you to tell us how many days you used Methamphetamine, Desoxyn, or Methedrine in either of these ways?

MTBSTWAY	Len: 2	EASIEST WAY TO TELL US # DAYS USED METHAMPHETAMINE	Freq	Pct
		1 = Prefer to answer in days per week	46	0.08
		2 = Prefer to answer in days per month.....	72	0.13
		3 = Prefer to answer in days per year	123	0.22
		11 = Prefer to ans in days per wk LOG ASSN.....	1	0.00
		12 = Prefer to ans in days per mo LOG ASSN	2	0.00
		13 = Prefer to ans in days per yr LOG ASSN	2	0.00
		81 = NEVER USED METHAMPHETAMINE Logically assigned	4	0.01
		85 = BAD DATA Logically assigned	5	0.01
		91 = NEVER USED METHAMPHETAMINE.....	53427	96.66
		93 = DID NOT USE METHAMPHETAMINE IN THE PAST 12 MOS	1498	2.71
		94 = DON'T KNOW.....	1	0.00
		97 = REFUSED	7	0.01
		98 = BLANK (NO ANSWER).....	83	0.15

On how many days in the past 12 months did you use Methamphetamine, Desoxyn, or Methedrine that was not prescribed for you or that you took only for the experience or feeling it caused?

MTDAYPYR	Len: 3	# DAYS USED METHAMPHETAMINE "NM" PAST 12 MONTHS	Freq	Pct
		RANGE = 1 - 330.....	124	0.22
		981 = NEVER USED METHAMPHETAMINE Logically assigned	4	0.01
		985 = BAD DATA Logically assigned	1	0.00
		989 = LEGITIMATE SKIP Logically assigned.....	3	0.01
		991 = NEVER USED METHAMPHETAMINE.....	53427	96.66
		993 = DID NOT USE METHAMPHETAMINE IN THE PAST 12 MOS.....	1498	2.71
		994 = DON'T KNOW.....	1	0.00
		997 = REFUSED	8	0.01
		998 = BLANK (NO ANSWER).....	87	0.16
		999 = LEGITIMATE SKIP	118	0.21

On average, how many days each month during the past 12 months did you use Methamphetamine, Desoxyn, or Methedrine that was not prescribed for you or that you took only for the experience or feeling it caused?

MTDAYPMO	Len: 2	# DAYS PER MO USED METHAMPHETAMINE "NM" PST 12 MOS	Freq	Pct
		RANGE = 1 - 25.....	74	0.13
		81 = NEVER USED METHAMPHETAMINE Logically assigned	4	0.01
		85 = BAD DATA Logically assigned	1	0.00
		89 = LEGITIMATE SKIP Logically assigned.....	1	0.00
		91 = NEVER USED METHAMPHETAMINE.....	53427	96.66
		93 = DID NOT USE METHAMPHETAMINE IN THE PAST 12 MOS	1498	2.71
		94 = DON'T KNOW.....	1	0.00
		97 = REFUSED	8	0.01
		98 = BLANK (NO ANSWER).....	87	0.16
		99 = LEGITIMATE SKIP	170	0.31

On average, how many days each week during the past 12 months did you use Methamphetamine, Desoxyn, or Methedrine that was not prescribed for you or that you took only for the experience or feeling it caused?

MTDAYPWK	Len: 2	# DAYS PER WK USED METHAMPHETAMINE "NM" PST 12 MOS	Freq	Pct
		RANGE = 1 - 7.....	47	0.09
		81 = NEVER USED METHAMPHETAMINE Logically assigned	4	0.01
		85 = BAD DATA Logically assigned	3	0.01
		91 = NEVER USED METHAMPHETAMINE.....	53427	96.66
		93 = DID NOT USE METHAMPHETAMINE IN THE PAST 12 MOS	1498	2.71
		94 = DON'T KNOW.....	1	0.00
		97 = REFUSED	8	0.01
		98 = BLANK (NO ANSWER).....	85	0.15
		99 = LEGITIMATE SKIP	198	0.36

SEDATIVES

SEDATIVES

These next questions ask about the use of sedatives or barbiturates. These drugs are also called "downers," or "sleeping pills." People take these drugs to help them relax or to help them sleep. We are not interested in the use of "over-the-counter" sedatives such as Somnex, Unisom, Nytol, or Benadryl that can be bought in drug stores or grocery stores without a doctor's prescription.

Card D shows pictures of some different kinds of prescription sedatives and lists the names of some others. These pictures show only pills, but we are interested in your use of any form of prescription sedatives that were not prescribed for you, or that you took only for the experience or feeling they caused. Please look at Card D carefully as you answer the next questions.

Have you ever, even once, used Methaqualone, Sopor, or Quaalude that was not prescribed for you or that you took only for the experience or feeling it caused?

METHAQ	Len: 2	EVER USED METHAQUALONE, SOPOR, OR QUAALUDE	Freq	Pct
		1 = Yes	489	0.88
		2 = No.....	638	1.15
		3 = Yes LOGICALLY ASSIGNED.....	2	0.00
		81 = NEVER USED SEDATIVES Logically assigned	27	0.05
		85 = BAD DATA Logically assigned	1	0.00
		91 = NEVER USED SEDATIVES.....	54041	97.77
		94 = DON'T KNOW.....	51	0.09
		97 = REFUSED	13	0.02
		98 = BLANK (NO ANSWER).....	9	0.02

Have you ever, even once, used barbiturates such as Nembutal, Pentobarbital, Seconal, Secobarbital, or Butalbital that were not prescribed for you or that you took only for the experience or feeling they caused?

NEMBBARB	Len: 2	EVER USED BARBITURATES SUCH AS NEMBUTAL, ETC	Freq	Pct
		1 = Yes	246	0.45
		2 = No.....	889	1.61
		3 = Yes LOGICALLY ASSIGNED.....	1	0.00
		81 = NEVER USED SEDATIVES Logically assigned	27	0.05
		85 = BAD DATA Logically assigned	1	0.00
		91 = NEVER USED SEDATIVES.....	54041	97.77
		94 = DON'T KNOW.....	45	0.08
		97 = REFUSED	12	0.02
		98 = BLANK (NO ANSWER).....	9	0.02

Have you ever, even once, used Restoril or Temazepam that was not prescribed for you or that you took only for the experience or feeling it caused?

RESTTMAZ	Len: 2	EVER USED RESTORIL OR TEMAZEPAM	Freq	Pct
		1 = Yes	219	0.40
		2 = No.....	916	1.66
		81 = NEVER USED SEDATIVES Logically assigned	27	0.05
		85 = BAD DATA Logically assigned	1	0.00
		91 = NEVER USED SEDATIVES.....	54041	97.77
		94 = DON'T KNOW.....	48	0.09
		97 = REFUSED	10	0.02
		98 = BLANK (NO ANSWER).....	9	0.02

Please look at the sedatives shown below the red line on Card D.

Have you ever, even once, used any of these sedatives when they were not prescribed for you or that you took only for the experience or feeling they caused?

SEDCARD	Len: 2	EVER USED ANY SEDATIVES BELOW RED LINE ON CARD D	Freq	Pct
		1 = Yes	318	0.58
		2 = No.....	809	1.46
		3 = Yes LOGICALLY ASSIGNED.....	1	0.00
		81 = NEVER USED SEDATIVES Logically assigned	27	0.05
		85 = BAD DATA Logically assigned	1	0.00
		91 = NEVER USED SEDATIVES.....	54041	97.77
		94 = DON'T KNOW.....	55	0.10
		97 = REFUSED	10	0.02
		98 = BLANK (NO ANSWER).....	9	0.02

SEDATIVES

Which of the sedatives shown below the red line on Card D have you used when they were not prescribed for you or that you took only for the experience or feeling they caused?

AMYTAL	Len: 2	EVER USED AMYTAL NONMEDICALLY	Freq	Pct
		1 = Response entered	36	0.07
		6 = Response not entered.....	271	0.49
		81 = NEVER USED SEDATIVES Logically assigned	27	0.05
		85 = BAD DATA Logically assigned	1	0.00
		91 = NEVER USED SEDATIVES.....	54041	97.77
		94 = DON'T KNOW.....	9	0.02
		97 = REFUSED	13	0.02
		98 = BLANK (NO ANSWER).....	64	0.12
		99 = LEGITIMATE SKIP	809	1.46

BUTISOL	Len: 2	EVER USED BUTISOL NONMEDICALLY	Freq	Pct
		1 = Response entered	25	0.05
		6 = Response not entered.....	282	0.51
		81 = NEVER USED SEDATIVES Logically assigned	27	0.05
		85 = BAD DATA Logically assigned	1	0.00
		91 = NEVER USED SEDATIVES.....	54041	97.77
		94 = DON'T KNOW.....	9	0.02
		97 = REFUSED	13	0.02
		98 = BLANK (NO ANSWER).....	64	0.12
		99 = LEGITIMATE SKIP	809	1.46

CHHYD	Len: 2	EVER USED CHLORAL HYDRATE NONMEDICALLY	Freq	Pct
		1 = Response entered	21	0.04
		3 = Response entered LOGICALLY ASSIGNED.....	1	0.00
		6 = Response not entered.....	285	0.52
		81 = NEVER USED SEDATIVES Logically assigned	27	0.05
		85 = BAD DATA Logically assigned	1	0.00
		91 = NEVER USED SEDATIVES.....	54041	97.77
		94 = DON'T KNOW.....	9	0.02
		97 = REFUSED	13	0.02
		98 = BLANK (NO ANSWER).....	64	0.12
		99 = LEGITIMATE SKIP	809	1.46

DALMANE	Len: 2	EVER USED DALMANE NONMEDICALLY	Freq	Pct
		1 = Response entered	25	0.05
		6 = Response not entered.....	282	0.51
		81 = NEVER USED SEDATIVES Logically assigned	27	0.05
		85 = BAD DATA Logically assigned	1	0.00
		91 = NEVER USED SEDATIVES.....	54041	97.77
		94 = DON'T KNOW.....	9	0.02
		97 = REFUSED	13	0.02
		98 = BLANK (NO ANSWER).....	64	0.12
		99 = LEGITIMATE SKIP	809	1.46

HALCION	Len: 2	EVER USED HALCION NONMEDICALLY	Freq	Pct
		1 = Response entered	69	0.12
		6 = Response not entered.....	238	0.43
		81 = NEVER USED SEDATIVES Logically assigned	27	0.05
		85 = BAD DATA Logically assigned	1	0.00
		91 = NEVER USED SEDATIVES.....	54041	97.77
		94 = DON'T KNOW.....	9	0.02
		97 = REFUSED	13	0.02
		98 = BLANK (NO ANSWER).....	64	0.12
		99 = LEGITIMATE SKIP	809	1.46

SEDATIVES

PHENOBAR	Len: 2	EVER USED PHENOBARBITAL NONMEDICALLY	Freq	Pct
		1 = Response entered	138	0.25
		6 = Response not entered.....	169	0.31
		81 = NEVER USED SEDATIVES Logically assigned	27	0.05
		85 = BAD DATA Logically assigned	1	0.00
		91 = NEVER USED SEDATIVES.....	54041	97.77
		94 = DON'T KNOW.....	9	0.02
		97 = REFUSED	13	0.02
		98 = BLANK (NO ANSWER).....	64	0.12
		99 = LEGITIMATE SKIP	809	1.46

PLACIDYL	Len: 2	EVER USED PLACIDYL NONMEDICALLY	Freq	Pct
		1 = Response entered	61	0.11
		3 = Response entered LOGICALLY ASSIGNED	1	0.00
		6 = Response not entered.....	245	0.44
		81 = NEVER USED SEDATIVES Logically assigned	27	0.05
		85 = BAD DATA Logically assigned	1	0.00
		91 = NEVER USED SEDATIVES.....	54041	97.77
		94 = DON'T KNOW.....	9	0.02
		97 = REFUSED	13	0.02
		98 = BLANK (NO ANSWER).....	64	0.12
		99 = LEGITIMATE SKIP	809	1.46

TUINAL	Len: 2	EVER USED TUINAL NONMEDICALLY	Freq	Pct
		1 = Response entered	73	0.13
		6 = Response not entered.....	234	0.42
		81 = NEVER USED SEDATIVES Logically assigned	27	0.05
		91 = NEVER USED SEDATIVES.....	54041	97.77
		94 = DON'T KNOW.....	9	0.02
		97 = REFUSED	13	0.02
		98 = BLANK (NO ANSWER).....	65	0.12
		99 = LEGITIMATE SKIP	809	1.46

Have you ever, even once, used any other prescription sedative, besides the ones shown on Card D when it was not prescribed for you or that you took only for the experience or feeling it caused?

SEDNOLST	Len: 2	EVER USED ANY OTHER SEDATIVE NONMEDICALLY	Freq	Pct
		1 = Yes	263	0.48
		2 = No.....	851	1.54
		4 = No LOGICALLY ASSIGNED	1	0.00
		81 = NEVER USED SEDATIVES Logically assigned	27	0.05
		85 = BAD DATA Logically assigned	1	0.00
		91 = NEVER USED SEDATIVES.....	54041	97.77
		94 = DON'T KNOW.....	67	0.12
		97 = REFUSED	11	0.02
		98 = BLANK (NO ANSWER).....	9	0.02

SEDATIVES

SEDNEWA	Len: 4	OTHER SEDATIVES - SPECIFY 1	Freq	Pct
		105 = Placidyl, Ethchlorvynol	1	0.00
		109 = Seconal.....	2	0.00
		115 = Phenobarbital.....	1	0.00
		116 = Methaqualone, Sopor, Quaalude.....	4	0.01
		117 = Chloral hydrate, Noctec.....	1	0.00
		120 = Downers; OTHER Sedative, NOT OTHERWISE SPECIFIED	5	0.01
		121 = USED SEDATIVE, DON'T KNOW NAME.....	40	0.07
		174 = Ambien, Stilnox, Zolpidem	91	0.16
		176 = Melatonin <OTC>.....	1	0.00
		178 = Quetiapine, Seroquel	13	0.02
		186 = Butalbital.....	1	0.00
		195 = Lotusate, Talbutal	1	0.00
		201 = Valium, Diazepam.....	7	0.01
		207 = Ativan, Lorazepam, Orfidal.....	2	0.00
		209 = Xanax, Alprazolam, Tafil, Xanax bars.....	4	0.01
		211 = BuSpar, Buspirone.....	1	0.00
		216 = Atarax, Hydroxyzine	1	0.00
		225 = Desyrel, Trazodone hydrochloride.....	8	0.01
		228 = Amitriptyline, Elavil.....	2	0.00
		246 = Clonazepam, Diocam, Klonopin, Rivotril	2	0.00
		271 = Sertraline hydrochloride, Zoloft	1	0.00
		401 = Darvon	1	0.00
		415 = Codeine	1	0.00
		417 = Morphine, Roxanol.....	1	0.00
		420 = OTHER Analgesic, NOT OTHERWISE SPECIFIED.....	2	0.00
		434 = Vicodin, Lortab, Lorcet, Anexsia, Co-Gesic	2	0.00
		658 = Special K, Ketamine.....	8	0.01
		896 = Catapres, Clonidine	2	0.00
		1001 = Benadryl, Diphenhydramine <OTC>.....	1	0.00
		1011 = Lunesta.....	4	0.01
		1028 = Dormidina	1	0.00
		2001 = Sanoma, Soma, Carisoprodol	1	0.00
		2002 = Muscle relaxers.....	1	0.00
		3023 = Adderall	3	0.01
		4011 = Atretol, Carbamazepine, Carbatrol, Epitol,Tegretol	1	0.00
		4043 = Tramadol	2	0.00
		4044 = Hydrocodone	1	0.00
		4109 = Suboxone	1	0.00
		6114 = Molly; not otherwise specified	1	0.00
		8237 = Kratom	1	0.00
		8338 = Bumex, Bumetanide, Burinex.....	1	0.00
		8341 = Apokyn, Apomorphine, Ixense, Spontane, Uprima	1	0.00
		9981 = NEVER USED SEDATIVES Logically assigned	27	0.05
		9985 = BAD DATA Logically assigned.....	2	0.00
		9989 = LEGITIMATE SKIP Logically assigned.....	1	0.00
		9991 = NEVER USED SEDATIVES.....	54041	97.77
		9997 = REFUSED.....	14	0.03
		9998 = BLANK (NO ANSWER).....	109	0.20
		9999 = LEGITIMATE SKIP	851	1.54

SEDATIVES

SEDNEWB	Len: 4	OTHER SEDATIVES - SPECIFY 2	Freq	Pct
		120 = Downers; OTHER Sedative, NOT OTHERWISE SPECIFIED	1	0.00
		121 = USED SEDATIVE, DON'T KNOW NAME.....	3	0.01
		131 = Haldol, Haloperidol.....	1	0.00
		171 = NyQuil <OTC>	1	0.00
		174 = Ambien, Stilnox, Zolpidem	6	0.01
		178 = Quetiapine, Seroquel	3	0.01
		189 = Sonata, Zaleplon.....	2	0.00
		209 = Xanax, Alprazolam, Tafil, Xanax bars.....	1	0.00
		225 = Desyrel, Trazodone hydrochloride.....	3	0.01
		434 = Vicodin, Lortab, Lorcet, Anexsia, Co-Gesic	1	0.00
		1011 = Lunesta.....	1	0.00
		1013 = Ambien CR	1	0.00
		8007 = Gabapentin, Neurontin	1	0.00
		9981 = NEVER USED SEDATIVES Logically assigned.....	27	0.05
		9985 = BAD DATA Logically assigned.....	3	0.01
		9989 = LEGITIMATE SKIP Logically assigned.....	1	0.00
		9991 = NEVER USED SEDATIVES.....	54041	97.77
		9997 = REFUSED.....	11	0.02
		9998 = BLANK (NO ANSWER).....	312	0.56
		9999 = LEGITIMATE SKIP	851	1.54

SEDNEWC	Len: 4	OTHER SEDATIVES - SPECIFY 3	Freq	Pct
		174 = Ambien, Stilnox, Zolpidem	2	0.00
		246 = Clonazepam, Diocam, Klonopin, Rivotril	1	0.00
		1011 = Lunesta.....	2	0.00
		9981 = NEVER USED SEDATIVES Logically assigned.....	27	0.05
		9985 = BAD DATA Logically assigned.....	2	0.00
		9991 = NEVER USED SEDATIVES.....	54041	97.77
		9997 = REFUSED.....	12	0.02
		9998 = BLANK (NO ANSWER).....	332	0.60
		9999 = LEGITIMATE SKIP	852	1.54

SEDNEWD	Len: 4	OTHER SEDATIVES - SPECIFY 4	Freq	Pct
		8338 = Bumex, Bumetanide, Burinex	1	0.00
		9981 = NEVER USED SEDATIVES Logically assigned.....	27	0.05
		9985 = BAD DATA Logically assigned.....	1	0.00
		9991 = NEVER USED SEDATIVES.....	54041	97.77
		9997 = REFUSED.....	11	0.02
		9998 = BLANK (NO ANSWER).....	338	0.61
		9999 = LEGITIMATE SKIP	852	1.54

SEDNEWE	Len: 4	OTHER SEDATIVES - SPECIFY 5	Freq	Pct
		9981 = NEVER USED SEDATIVES Logically assigned.....	27	0.05
		9985 = BAD DATA Logically assigned.....	1	0.00
		9991 = NEVER USED SEDATIVES.....	54041	97.77
		9997 = REFUSED.....	11	0.02
		9998 = BLANK (NO ANSWER).....	339	0.61
		9999 = LEGITIMATE SKIP	852	1.54

SEDATIVES

The answers that people give us about their use of prescription sedatives are important to this study's success. We know that this information is personal, but remember your answers will be kept confidential.

Please think again about answering this question: Have you ever, even once, used any type of prescription sedative that was not prescribed for you or that you took only for the experience or feeling it caused?

NOTE: This variable was coded as 1 if respondents answered yes to the above question and 91 if respondents answered the above question as no (see below). This variable also was coded as 1 if the questions corresponding to any of the following variables were answered as yes: METHAQ, NEMBBARB, RESTTMAZ, SEDCARD, or SEDNOLST. This variable also was coded as 81 or 91 if all of the above variables were coded as 81 or 91, respectively.

SEDEVER	Len: 2	EVER USED SEDATIVES NONMEDICALLY	Freq	Pct
		1 = Yes	1071	1.94
		81 = NEVER USED SEDATIVES Logically assigned	27	0.05
		91 = NEVER USED SEDATIVES.....	54041	97.77
		97 = REFUSED	4	0.01
		98 = BLANK (NO ANSWER).....	128	0.23

How old were you the first time you used any prescription sedative that was not prescribed for you or that you took only for the experience or feeling it caused?

SEDAGE	Len: 3	AGE WHEN FIRST USED SEDATIVES NONMEDICALLY	Freq	Pct
		RANGE = 1 - 60.....	1017	1.84
		981 = NEVER USED SEDATIVES Logically assigned	27	0.05
		985 = BAD DATA Logically assigned	3	0.01
		991 = NEVER USED SEDATIVES.....	54041	97.77
		994 = DON'T KNOW	38	0.07
		997 = REFUSED	18	0.03
		998 = BLANK (NO ANSWER).....	127	0.23

Did you first use any prescription sedative that was not prescribed for you or that you took only for the experience or feeling it caused in [CURRENT YEAR - 1] or [CURRENT YEAR]?

Did you first use any prescription sedative that was not prescribed for you or that you took only for the experience or feeling it caused in [CURRENT YEAR - 2] or [CURRENT YEAR - 1]?

In what month in [CURRENT YEAR] did you first use any prescription sedative that was not prescribed for you or that you took only for the experience or feeling it caused?

SEDYFU	Len: 4	YEAR OF FIRST SEDATIVE USE - RECODE	Freq	Pct
		RANGE = 2012 - 2014.....	79	0.14
		9981 = NEVER USED SEDATIVES Logically assigned	27	0.05
		9985 = BAD DATA Logically assigned	10	0.02
		9989 = LEGITIMATE SKIP Logically assigned.....	2	0.00
		9991 = NEVER USED SEDATIVES.....	54041	97.77
		9994 = DON'T KNOW	38	0.07
		9997 = REFUSED.....	18	0.03
		9998 = BLANK (NO ANSWER).....	128	0.23
		9999 = LEGITIMATE SKIP	928	1.68

SEDATIVES

In what month in [CURRENT YEAR] did you first use any prescription sedative that was not prescribed for you or that you took only for the experience or feeling it caused?

In what month in [YEAR FROM SV07a or SV07b] did you first use any prescription sedative that was not prescribed for you or that you took only for the experience or feeling it caused?

SEDMFU	Len: 2	MONTH OF FIRST SEDATIVE USE - RECODE	Freq	Pct
		1 = January.....	11	0.02
		2 = February.....	9	0.02
		3 = March.....	5	0.01
		4 = April.....	6	0.01
		5 = May.....	2	0.00
		6 = June.....	5	0.01
		7 = July.....	3	0.01
		8 = August.....	7	0.01
		9 = September.....	7	0.01
		10 = October.....	3	0.01
		11 = November.....	8	0.01
		12 = December.....	7	0.01
		81 = NEVER USED SEDATIVES Logically assigned.....	27	0.05
		85 = BAD DATA Logically assigned.....	10	0.02
		89 = LEGITIMATE SKIP Logically assigned.....	2	0.00
		91 = NEVER USED SEDATIVES.....	54041	97.77
		94 = DON'T KNOW.....	44	0.08
		97 = REFUSED.....	18	0.03
		98 = BLANK (NO ANSWER).....	128	0.23
		99 = LEGITIMATE SKIP.....	928	1.68

NOTE: This variable incorporates values from 2 probe questions that were asked when the respondent answered DON'T KNOW or REFUSED to this question.

How long has it been since you last used any prescription sedative that was not prescribed for you or that you took only for the experience or feeling it caused?

SEDREC	Len: 2	TIME SINCE LAST USED SEDATIVES NONMEDICALLY	Freq	Pct
		1 = Within the past 30 days.....	57	0.10
		2 = More than 30 days ago but within the past 12 mos.....	115	0.21
		3 = More than 12 months ago.....	872	1.58
		8 = Used at some point in the past 12 mos LOG ASSN.....	4	0.01
		9 = Used at some point in lifetime LOG ASSN.....	23	0.04
		81 = NEVER USED SEDATIVES Logically assigned.....	27	0.05
		85 = BAD DATA Logically assigned.....	1	0.00
		91 = NEVER USED SEDATIVES.....	54041	97.77
		97 = REFUSED.....	4	0.01
		98 = BLANK (NO ANSWER).....	127	0.23

SEDYRTOT	Len: 3	TOTAL # OF DAYS USED SEDATIVES PAST 12 MONTHS	Freq	Pct
		RANGE = 1 - 364.....	167	0.30
		981 = NEVER USED SEDATIVES Logically assigned.....	27	0.05
		985 = BAD DATA Logically assigned.....	6	0.01
		991 = NEVER USED SEDATIVES.....	54041	97.77
		993 = DID NOT USE SEDATIVES IN THE PAST 12 MOS.....	872	1.58
		994 = DON'T KNOW.....	4	0.01
		997 = REFUSED.....	4	0.01
		998 = BLANK (NO ANSWER).....	150	0.27

SVTOTFG	Len: 2	TRIMMING INDICATOR FOR SEDYRTOT	Freq	Pct
		98 = BLANK (NO ANSWER).....	55271	100.0

SVFQFLG	Len: 2	TRIMMED SEDYRTOT IF R USED < 12 MOS	Freq	Pct
		1 = Trimmed to be consistent with mo/yr of 1st use.....	18	0.03
		98 = BLANK (NO ANSWER).....	55253	99.97

SEDATIVES

Now think about the past 12 months, from [DATEFILL] through today. We want to know how many days you've used any prescription sedative that was not prescribed for you or that you took only for the experience or feeling it caused during the past 12 months.

What would be the easiest way for you to tell us how many days you used a prescription sedative in either of these ways?

SVBSTWAY	Len: 2	EASIEST WAY TO TELL US # DAYS USED SEDATIVE	Freq	Pct
		1 = Prefer to answer in days per week	28	0.05
		2 = Prefer to answer in days per month.....	52	0.09
		3 = Prefer to answer in days per year	89	0.16
		11 = Prefer to ans in days per wk LOG ASSN.....	1	0.00
		13 = Prefer to ans in days per yr LOG ASSN.....	1	0.00
		81 = NEVER USED SEDATIVES Logically assigned	27	0.05
		85 = BAD DATA Logically assigned	6	0.01
		91 = NEVER USED SEDATIVES.....	54041	97.77
		93 = DID NOT USE SEDATIVES IN THE PAST 12 MOS	872	1.58
		97 = REFUSED	4	0.01
		98 = BLANK (NO ANSWER).....	150	0.27

On how many days in the past 12 months did you use any prescription sedative that was not prescribed for you or that you took only for the experience or feeling it caused?

SVDAYPYR	Len: 3	# DAYS USED SEDATIVE "NM" PAST 12 MONTHS	Freq	Pct
		RANGE = 1 - 100.....	89	0.16
		981 = NEVER USED SEDATIVES Logically assigned	27	0.05
		985 = BAD DATA Logically assigned	1	0.00
		989 = LEGITIMATE SKIP Logically assigned.....	1	0.00
		991 = NEVER USED SEDATIVES.....	54041	97.77
		993 = DID NOT USE SEDATIVES IN THE PAST 12 MOS.....	872	1.58
		994 = DON'T KNOW.....	1	0.00
		997 = REFUSED	4	0.01
		998 = BLANK (NO ANSWER).....	155	0.28
		999 = LEGITIMATE SKIP	80	0.14

On average, how many days each month during the past 12 months did you use any prescription sedative that was not prescribed for you or that you took only for the experience or feeling it caused?

SVDAYPMO	Len: 2	# DAYS PER MONTH USED SEDATIVE "NM" PAST 12 MONTHS	Freq	Pct
		RANGE = 1 - 25.....	50	0.09
		81 = NEVER USED SEDATIVES Logically assigned	27	0.05
		89 = LEGITIMATE SKIP Logically assigned.....	1	0.00
		91 = NEVER USED SEDATIVES.....	54041	97.77
		93 = DID NOT USE SEDATIVES IN THE PAST 12 MOS	872	1.58
		94 = DON'T KNOW.....	3	0.01
		97 = REFUSED	4	0.01
		98 = BLANK (NO ANSWER).....	156	0.28
		99 = LEGITIMATE SKIP	117	0.21

On average, how many days each week during the past 12 months did you use any prescription sedative that was not prescribed for you or that you took only for the experience or feeling it caused?

SVDAYPWK	Len: 2	# DAYS PER WEEK USED SEDATIVE "NM" PAST 12 MONTHS	Freq	Pct
		RANGE = 1 - 7.....	28	0.05
		81 = NEVER USED SEDATIVES Logically assigned	27	0.05
		85 = BAD DATA Logically assigned	5	0.01
		91 = NEVER USED SEDATIVES.....	54041	97.77
		93 = DID NOT USE SEDATIVES IN THE PAST 12 MOS	872	1.58
		94 = DON'T KNOW.....	4	0.01
		97 = REFUSED	4	0.01
		98 = BLANK (NO ANSWER).....	151	0.27
		99 = LEGITIMATE SKIP	139	0.25

RECENCY OF DRUG USE

RECENCY OF DRUG USE

IRCIGRC	Len: 1	CIGARETTE RECENCY - IMPUTATION REVISED	Freq	Pct
		1 = Within the past 30 days.....	11604	20.99
		2 = More than 30 days ago but within the past 12 mos.....	2841	5.14
		3 = More than 12 months ago but within the past 3 yrs	2763	5.00
		4 = More than 3 years ago	12004	21.72
		9 = Never smoked cigarettes	26059	47.15
IICIGRC	Len: 1	CIGARETTE RECENCY - IMPUTATION INDICATOR	Freq	Pct
		1 = Questionnaire data.....	55026	99.56
		2 = Logically assigned data.....	1	0.00
		3 = Statistically imputed data	244	0.44
II2CIGRC	Len: 1	CIGARETTE RECENCY - DETAILED IMPUTATION INDICATOR	Freq	Pct
		1 = Questionnaire data.....	55026	99.56
		2 = Logically assigned data.....	1	0.00
		4 = Statistically imputed data - edited recency = 9	8	0.01
		5 = Statistically imputed data - edited recency = 8	11	0.02
		6 = Statistically imputed data - edited recency = 19	48	0.09
		7 = Statistically imputed data - edited recency = 14	109	0.20
		8 = Statistically imputed data - edited recency = 29	67	0.12
		9 = Statistically imputed data - edited recency = 39	1	0.00
IRCGRRRC	Len: 1	CIGAR RECENCY - IMPUTATION REVISED	Freq	Pct
		1 = Within the past 30 days.....	2887	5.22
		2 = More than 30 days ago but within the past 12 mos.....	3192	5.78
		3 = More than 12 months ago but within the past 3 yrs	3219	5.82
		4 = More than 3 years ago	7648	13.84
		9 = Never smoked cigars	38325	69.34
IICGRRRC	Len: 1	CIGAR RECENCY - IMPUTATION INDICATOR	Freq	Pct
		1 = Questionnaire data.....	55044	99.59
		3 = Statistically imputed data	227	0.41
II2CGRRRC	Len: 1	CIGAR RECENCY - DETAILED IMPUTATION INDICATOR	Freq	Pct
		1 = Questionnaire data.....	55044	99.59
		3 = Statistically imputed data - lifetime use imputed	9	0.02
		4 = Statistically imputed data - edited recency = 9	7	0.01
		5 = Statistically imputed data - edited recency = 8	8	0.01
		6 = Statistically imputed data - edited recency = 19	43	0.08
		7 = Statistically imputed data - edited recency = 14	87	0.16
		8 = Statistically imputed data - edited recency = 29	73	0.13
IRPIPLF	Len: 1	LIFETIME PIPE USE - IMPUTATION REVISED	Freq	Pct
		1 = Ever used pipes	5240	9.48
		9 = Never smoked pipes	50031	90.52
IIPIPLF	Len: 1	LIFETIME PIPE USE - IMPUTATION INDICATOR	Freq	Pct
		1 = Questionnaire data.....	55254	99.97
		3 = Statistically imputed data	17	0.03
IRPIPMN	Len: 1	PAST MONTH PIPE USE - IMPUTATION REVISED	Freq	Pct
		1 = Within the past 30 days.....	575	1.04
		2 = More than 30 days ago but within lifetime	4665	8.44
		9 = Never smoked pipes	50031	90.52

RECENCY OF DRUG USE

IIPMPN	Len: 1	PAST MONTH PIPE USE - IMPUTATION INDICATOR	Freq	Pct
		1 = Questionnaire data.....	5237	9.48
		3 = Statistically imputed data	18	0.03
		9 = LEGITIMATE SKIP - NOT A LIFETIME USER.....	50016	90.49
IRSLTRC	Len: 1	SMOKELESS TOBACCO RECENCY - IMPUTATION REVISED	Freq	Pct
		1 = Within the past 30 days.....	2143	3.88
		2 = More than 30 days ago but within the past 12 mos.....	997	1.80
		3 = More than 12 months ago but within the past 3 yrs	1162	2.10
		4 = More than 3 years ago	5145	9.31
		9 = Never used smokeless tobacco	45824	82.91
IISLTRC	Len: 1	SMOKELESS TOBACCO RECENCY - IMPUTATION INDICATOR	Freq	Pct
		1 = Questionnaire data.....	55065	99.63
		3 = Statistically imputed data	206	0.37
II2SLTRC	Len: 1	SMOKELESS TOBACCO RECENCY - DETAILED IMP INDICATOR	Freq	Pct
		1 = Questionnaire data.....	55065	99.63
		3 = Statistically imputed data - lifetime use imputed	37	0.07
		4 = Statistically imputed data - edited recency = 9	7	0.01
		5 = Statistically imputed data - edited recency = 8	7	0.01
		6 = Statistically imputed data - edited recency = 19	41	0.07
		7 = Statistically imputed data - edited recency = 14	62	0.11
		8 = Statistically imputed data - edited recency = 29	52	0.09
IRCHWRC	Len: 1	CHEWING TOBACCO RECENCY - IMPUTATION REVISED	Freq	Pct
		1 = Within the past 30 days.....	818	1.48
		2 = More than 30 days ago but within the past 12 mos.....	669	1.21
		3 = More than 12 months ago but within the past 3 yrs	833	1.51
		4 = More than 3 years ago	4042	7.31
		9 = Never used chewing tobacco	48909	88.49
IICHWRC	Len: 1	CHEWING TOBACCO RECENCY - IMPUTATION INDICATOR	Freq	Pct
		1 = Questionnaire data.....	55166	99.81
		3 = Statistically imputed data	105	0.19
II2CHWRC	Len: 1	CHEWING TOBACCO RECENCY - DETAILED IMP INDICATOR	Freq	Pct
		1 = Questionnaire data.....	55166	99.81
		3 = Statistically imputed data - lifetime use imputed	12	0.02
		4 = Statistically imputed data - edited recency = 9	8	0.01
		5 = Statistically imputed data - edited recency = 8	2	0.00
		6 = Statistically imputed data - edited recency = 19	18	0.03
		7 = Statistically imputed data - edited recency = 14	38	0.07
		8 = Statistically imputed data - edited recency = 29	27	0.05
IRSNFRC	Len: 1	SNUFF RECENCY - IMPUTATION REVISED	Freq	Pct
		1 = Within the past 30 days.....	1846	3.34
		2 = More than 30 days ago but within the past 12 mos.....	847	1.53
		3 = More than 12 months ago but within the past 3 yrs	991	1.79
		4 = More than 3 years ago	3988	7.22
		9 = Never used snuff.....	47599	86.12
IISNFRC	Len: 1	SNUFF RECENCY - IMPUTATION INDICATOR	Freq	Pct
		1 = Questionnaire data.....	55106	99.70
		3 = Statistically imputed data	165	0.30

RECENCY OF DRUG USE

II2SNFRC	Len: 1	SNUFF RECENCY - DETAILED IMPUTATION INDICATOR	Freq	Pct
		1 = Questionnaire data.....	55106	99.70
		3 = Statistically imputed data - lifetime use imputed.....	32	0.06
		4 = Statistically imputed data - edited recency = 9.....	5	0.01
		5 = Statistically imputed data - edited recency = 8.....	4	0.01
		6 = Statistically imputed data - edited recency = 19.....	34	0.06
		7 = Statistically imputed data - edited recency = 14.....	47	0.09
		8 = Statistically imputed data - edited recency = 29.....	43	0.08
IRALCRC	Len: 1	ALCOHOL RECENCY - IMPUTATION REVISED	Freq	Pct
		1 = Within the past 30 days.....	26271	47.53
		2 = More than 30 days ago but within the past 12 mos.....	8100	14.66
		3 = More than 12 months ago.....	6323	11.44
		9 = Never used alcohol.....	14577	26.37
IIALCRC	Len: 1	ALCOHOL RECENCY - IMPUTATION INDICATOR	Freq	Pct
		1 = Questionnaire data.....	54712	98.99
		2 = Logically assigned data.....	4	0.01
		3 = Statistically imputed data.....	555	1.00
II2ALCRC	Len: 1	ALCOHOL RECENCY - DETAILED IMPUTATION INDICATOR	Freq	Pct
		1 = Questionnaire data.....	54712	98.99
		2 = Logically assigned data.....	4	0.01
		3 = Statistically imputed data - lifetime use imputed.....	12	0.02
		4 = Statistically imputed data - edited recency = 9.....	225	0.41
		5 = Statistically imputed data - edited recency = 8.....	318	0.58
IRMJRC	Len: 1	MARIJUANA RECENCY - IMPUTATION REVISED	Freq	Pct
		1 = Within the past 30 days.....	5973	10.81
		2 = More than 30 days ago but within the past 12 mos.....	3670	6.64
		3 = More than 12 months ago.....	13831	25.02
		9 = Never used marijuana.....	31797	57.53
IIMJRC	Len: 1	MARIJUANA RECENCY - IMPUTATION INDICATOR	Freq	Pct
		1 = Questionnaire data.....	54929	99.38
		2 = Logically assigned data.....	3	0.01
		3 = Statistically imputed data.....	339	0.61
II2MJRC	Len: 1	MARIJUANA RECENCY - DETAILED IMPUTATION INDICATOR	Freq	Pct
		1 = Questionnaire data.....	54929	99.38
		2 = Logically assigned data.....	3	0.01
		3 = Statistically imputed data - lifetime use imputed.....	27	0.05
		4 = Statistically imputed data - edited recency = 9.....	163	0.29
		5 = Statistically imputed data - edited recency = 8.....	149	0.27
IRCOCRC	Len: 1	COCAINE RECENCY - IMPUTATION REVISED	Freq	Pct
		1 = Within the past 30 days.....	363	0.66
		2 = More than 30 days ago but within the past 12 mos.....	770	1.39
		3 = More than 12 months ago.....	5503	9.96
		9 = Never used cocaine.....	48635	87.99
IICOCRC	Len: 1	COCAINE RECENCY - IMPUTATION INDICATOR	Freq	Pct
		1 = Questionnaire data.....	55150	99.78
		2 = Logically assigned data.....	31	0.06
		3 = Statistically imputed data.....	90	0.16

RECENCY OF DRUG USE

II2COCRC	Len: 1	COCAINE RECENCY - DETAILED IMPUTATION INDICATOR	Freq	Pct
		1 = Questionnaire data.....	55150	99.78
		2 = Logically assigned data.....	31	0.06
		3 = Statistically imputed data - lifetime use imputed.....	23	0.04
		4 = Statistically imputed data - edited recency = 9.....	52	0.09
		5 = Statistically imputed data - edited recency = 8.....	15	0.03
IRCRKRC	Len: 1	CRACK RECENCY - IMPUTATION REVISED	Freq	Pct
		1 = Within the past 30 days.....	68	0.12
		2 = More than 30 days ago but within the past 12 mos.....	91	0.16
		3 = More than 12 months ago.....	1504	2.72
		9 = Never used crack.....	53608	96.99
IICRKRC	Len: 1	CRACK RECENCY - IMPUTATION INDICATOR	Freq	Pct
		1 = Questionnaire data.....	55234	99.93
		3 = Statistically imputed data.....	37	0.07
II2CRKRC	Len: 1	CRACK RECENCY - DETAILED IMPUTATION INDICATOR	Freq	Pct
		1 = Questionnaire data.....	55234	99.93
		3 = Statistically imputed data - lifetime use imputed.....	23	0.04
		4 = Statistically imputed data - edited recency = 9.....	11	0.02
		5 = Statistically imputed data - edited recency = 8.....	3	0.01
IRHERRC	Len: 1	HEROIN RECENCY - IMPUTATION REVISED	Freq	Pct
		1 = Within the past 30 days.....	108	0.20
		2 = More than 30 days ago but within the past 12 mos.....	130	0.24
		3 = More than 12 months ago.....	704	1.27
		9 = Never used heroin.....	54329	98.30
IIHERRC	Len: 1	HEROIN RECENCY - IMPUTATION INDICATOR	Freq	Pct
		1 = Questionnaire data.....	55206	99.88
		3 = Statistically imputed data.....	65	0.12
II2HERRC	Len: 1	HEROIN RECENCY - DETAILED IMPUTATION INDICATOR	Freq	Pct
		1 = Questionnaire data.....	55206	99.88
		3 = Statistically imputed data - lifetime use imputed.....	33	0.06
		4 = Statistically imputed data - edited recency = 9.....	10	0.02
		5 = Statistically imputed data - edited recency = 8.....	22	0.04
IRHALRC	Len: 1	HALLUCINOGEN RECENCY - IMPUTATION REVISED	Freq	Pct
		1 = Within the past 30 days.....	357	0.65
		2 = More than 30 days ago but within the past 12 mos.....	988	1.79
		3 = More than 12 months ago.....	6304	11.41
		9 = Never used hallucinogens.....	47622	86.16
IIHALRC	Len: 1	HALLUCINOGEN RECENCY - IMPUTATION INDICATOR	Freq	Pct
		1 = Questionnaire data.....	54922	99.37
		2 = Logically assigned data.....	28	0.05
		3 = Statistically imputed data.....	321	0.58

RECENCY OF DRUG USE

II2HALRC	Len: 1	HALLUCINOGEN RECENCY - DETAILED IMPUTATION INDICATOR	Freq	Pct
		1 = Questionnaire data.....	54922	99.37
		2 = Logically assigned data.....	28	0.05
		3 = Statistically imputed data - lifetime use imputed.....	154	0.28
		4 = Statistically imputed data - edited recency = 9.....	130	0.24
		5 = Statistically imputed data - edited recency = 8.....	37	0.07
IRLSDRC	Len: 1	LSD RECENCY - IMPUTATION REVISED	Freq	Pct
		1 = Within the past 30 days.....	102	0.18
		2 = More than 30 days ago but within the past 12 mos.....	371	0.67
		3 = More than 12 months ago.....	3869	7.00
		9 = Never used LSD.....	50929	92.14
IILSDRC	Len: 1	LSD RECENCY - IMPUTATION INDICATOR	Freq	Pct
		1 = Questionnaire data.....	55160	99.80
		3 = Statistically imputed data.....	111	0.20
II2LSDRC	Len: 1	LSD RECENCY - DETAILED IMPUTATION INDICATOR	Freq	Pct
		1 = Questionnaire data.....	55160	99.80
		3 = Statistically imputed data - lifetime use imputed.....	46	0.08
		4 = Statistically imputed data - edited recency = 9.....	58	0.10
		5 = Statistically imputed data - edited recency = 8.....	7	0.01
IRPCPRC	Len: 1	PCP RECENCY - IMPUTATION REVISED	Freq	Pct
		1 = Within the past 30 days.....	9	0.02
		2 = More than 30 days ago but within the past 12 mos.....	34	0.06
		3 = More than 12 months ago.....	888	1.61
		9 = Never used PCP.....	54340	98.32
IIPCPRC	Len: 1	PCP RECENCY - IMPUTATION INDICATOR	Freq	Pct
		1 = Questionnaire data.....	55208	99.89
		3 = Statistically imputed data.....	63	0.11
II2PCPRC	Len: 1	PCP RECENCY - DETAILED IMPUTATION INDICATOR	Freq	Pct
		1 = Questionnaire data.....	55208	99.89
		3 = Statistically imputed data - lifetime use imputed.....	42	0.08
		4 = Statistically imputed data - edited recency = 9.....	19	0.03
		5 = Statistically imputed data - edited recency = 8.....	2	0.00
IRECSRC	Len: 1	ECSTASY RECENCY - IMPUTATION REVISED	Freq	Pct
		1 = Within the past 30 days.....	164	0.30
		2 = More than 30 days ago but within the past 12 mos.....	533	0.96
		3 = More than 12 months ago.....	3340	6.04
		9 = Never used ecstasy.....	51234	92.70
IIECSRC	Len: 1	ECSTASY RECENCY - IMPUTATION INDICATOR	Freq	Pct
		1 = Questionnaire data.....	55162	99.80
		2 = Logically assigned data.....	1	0.00
		3 = Statistically imputed data.....	108	0.20

RECENCY OF DRUG USE

II2ECSRC	Len: 1	ECSTASY RECENCY - DETAILED IMPUTATION INDICATOR		
		1 = Questionnaire data.....	55162	99.80
		2 = Logically assigned data.....	1	0.00
		3 = Statistically imputed data - lifetime use imputed.....	56	0.10
		4 = Statistically imputed data - edited recency = 9.....	46	0.08
		5 = Statistically imputed data - edited recency = 8.....	6	0.01
IRINHRC	Len: 1	INHALANT RECENCY - IMPUTATION REVISED	Freq	Pct
		1 = Within the past 30 days.....	175	0.32
		2 = More than 30 days ago but within the past 12 mos.....	370	0.67
		3 = More than 12 months ago.....	3882	7.02
		9 = Never used inhalants.....	50844	91.99
IIINHRC	Len: 1	INHALANT RECENCY - IMPUTATION INDICATOR	Freq	Pct
		1 = Questionnaire data.....	55041	99.58
		2 = Logically assigned data.....	1	0.00
		3 = Statistically imputed data.....	229	0.41
II2INHRC	Len: 1	INHALANT RECENCY - DETAILED IMPUTATION INDICATOR	Freq	Pct
		1 = Questionnaire data.....	55041	99.58
		2 = Logically assigned data.....	1	0.00
		3 = Statistically imputed data - lifetime use imputed.....	93	0.17
		4 = Statistically imputed data - edited recency = 9.....	124	0.22
		5 = Statistically imputed data - edited recency = 8.....	12	0.02
IRANLRC	Len: 1	PAIN RELIEVER RECENCY - IMPUTATION REVISED	Freq	Pct
		1 = Within the past 30 days.....	1054	1.91
		2 = More than 30 days ago but within the past 12 mos.....	1643	2.97
		3 = More than 12 months ago.....	5278	9.55
		9 = Never used pain relievers.....	47296	85.57
IIANLRC	Len: 1	PAIN RELIEVER RECENCY - IMPUTATION INDICATOR	Freq	Pct
		1 = Questionnaire data.....	54761	99.08
		2 = Logically assigned data.....	79	0.14
		3 = Statistically imputed data.....	431	0.78
II2ANLRC	Len: 1	PAIN RELIEVER RECENCY - DETAILED IMP INDICATOR	Freq	Pct
		1 = Questionnaire data.....	54761	99.08
		2 = Logically assigned data.....	79	0.14
		3 = Statistically imputed data - lifetime use imputed.....	173	0.31
		4 = Statistically imputed data - edited recency = 9.....	228	0.41
		5 = Statistically imputed data - edited recency = 8.....	30	0.05
IROXYRC	Len: 1	OXYCONTIN RECENCY - IMPUTATION REVISED	Freq	Pct
		1 = Within the past 30 days.....	94	0.17
		2 = More than 30 days ago but within the past 12 mos.....	274	0.50
		3 = More than 12 months ago.....	1426	2.58
		9 = Never used OxyContin.....	53477	96.75
IIIOXYRC	Len: 1	OXYCONTIN RECENCY - IMPUTATION INDICATOR	Freq	Pct
		1 = Questionnaire data.....	55015	99.54
		2 = Logically assigned data.....	69	0.12
		3 = Statistically imputed data.....	187	0.34

RECENCY OF DRUG USE

I12OXYRC	Len: 1	OXYCONTIN RECENCY - DETAILED IMP INDICATOR		
		1 = Questionnaire data.....	55015	99.54
		2 = Logically assigned data.....	69	0.12
		3 = Statistically imputed data - lifetime use imputed.....	133	0.24
		4 = Statistically imputed data - edited recency = 9.....	43	0.08
		5 = Statistically imputed data - edited recency = 8.....	11	0.02
IRTRNRC	Len: 1	TRANQUILIZER RECENCY - IMPUTATION REVISED	Freq	Pct
		1 = Within the past 30 days.....	451	0.82
		2 = More than 30 days ago but within the past 12 mos.....	873	1.58
		3 = More than 12 months ago.....	3678	6.65
		9 = Never used tranquilizers.....	50269	90.95
IITRNRC	Len: 1	TRANQUILIZER RECENCY - IMPUTATION INDICATOR	Freq	Pct
		1 = Questionnaire data.....	55059	99.62
		2 = Logically assigned data.....	6	0.01
		3 = Statistically imputed data.....	206	0.37
II2TRNRC	Len: 1	TRANQUILIZER RECENCY - DETAILED IMPUTATION INDICATOR	Freq	Pct
		1 = Questionnaire data.....	55059	99.62
		2 = Logically assigned data.....	6	0.01
		3 = Statistically imputed data - lifetime use imputed.....	126	0.23
		4 = Statistically imputed data - edited recency = 9.....	68	0.12
		5 = Statistically imputed data - edited recency = 8.....	12	0.02
IRSTMRC	Len: 1	STIMULANT RECENCY - IMPUTATION REVISED	Freq	Pct
		1 = Within the past 30 days.....	371	0.67
		2 = More than 30 days ago but within the past 12 mos.....	592	1.07
		3 = More than 12 months ago.....	2992	5.41
		9 = Never used stimulants.....	51316	92.84
IISTMRC	Len: 1	STIMULANT RECENCY - IMPUTATION INDICATOR	Freq	Pct
		1 = Questionnaire data.....	55050	99.60
		2 = Logically assigned data.....	18	0.03
		3 = Statistically imputed data.....	203	0.37
II2STMRC	Len: 1	STIMULANT RECENCY - DETAILED IMPUTATION INDICATOR	Freq	Pct
		1 = Questionnaire data.....	55050	99.60
		2 = Logically assigned data.....	18	0.03
		3 = Statistically imputed data - lifetime use imputed.....	119	0.22
		4 = Statistically imputed data - edited recency = 9.....	64	0.12
		5 = Statistically imputed data - edited recency = 8.....	20	0.04
IRMTHRC	Len: 1	METHAMPHETAMINE RECENCY - IMPUTATION REVISED	Freq	Pct
		1 = Within the past 30 days.....	99	0.18
		2 = More than 30 days ago but within the past 12 mos.....	165	0.30
		3 = More than 12 months ago.....	1521	2.75
		9 = NEVER USED METHAMPHETAMINE.....	53486	96.77
IIMTHRC	Len: 1	METHAMPHETAMINE RECENCY - IMPUTATION INDICATOR	Freq	Pct
		1 = Questionnaire data.....	55171	99.82
		2 = Logically assigned data.....	4	0.01
		3 = Statistically imputed data.....	96	0.17

RECENCY OF DRUG USE

II2MTHRC	Len: 1	METHAMPHETAMINE RECENCY - DETAILED IMP INDICATOR	Freq	Pct
		1 = Questionnaire data.....	55171	99.82
		2 = Logically assigned data.....	4	0.01
		3 = Statistically imputed data - lifetime use imputed.....	55	0.10
		4 = Statistically imputed data - edited recency = 9.....	35	0.06
		5 = Statistically imputed data - edited recency = 8.....	6	0.01

IRSEDRC	Len: 1	SEDATIVE RECENCY - IMPUTATION REVISED	Freq	Pct
		1 = Within the past 30 days.....	62	0.11
		2 = More than 30 days ago but within the past 12 mos.....	124	0.22
		3 = More than 12 months ago.....	889	1.61
		9 = Never used sedatives.....	54196	98.06

IISEDRC	Len: 1	SEDATIVE RECENCY - IMPUTATION INDICATOR	Freq	Pct
		1 = Questionnaire data.....	55085	99.66
		2 = Logically assigned data.....	27	0.05
		3 = Statistically imputed data.....	159	0.29

II2SEDRC	Len: 1	SEDATIVE RECENCY - DETAILED IMPUTATION INDICATOR	Freq	Pct
		1 = Questionnaire data.....	55085	99.66
		2 = Logically assigned data.....	27	0.05
		3 = Statistically imputed data - lifetime use imputed.....	132	0.24
		4 = Statistically imputed data - edited recency = 9.....	23	0.04
		5 = Statistically imputed data - edited recency = 8.....	4	0.01

PAST YEAR FREQUENCY OF USE

PAST YEAR FREQUENCY OF USE

NOTE: The term "Past Year Frequency" is interchangeable with the term "12-Month Frequency".

IRALCFY	Len: 3	ALCOHOL FREQUENCY PAST YEAR - IMPUTATION REVISED	Freq	Pct
		RANGE = 1 - 365.....	34371	62.19
		991 = NEVER USED ALCOHOL.....	14577	26.37
		993 = DID NOT USE ALCOHOL PAST YEAR	6323	11.44
IIALCFY	Len: 1	ALCOHOL FREQUENCY PAST YEAR - IMPUTATION INDICATOR	Freq	Pct
		1 = Questionnaire data.....	32809	59.36
		2 = Logically assigned data.....	968	1.75
		3 = Statistically imputed data	650	1.18
		9 = LEGITIMATE SKIP - NOT A LIFETIME/PAST YEAR USER	20844	37.71
II2ALCFY	Len: 1	ALCOHOL FREQ PAST YEAR - DETAILED IMP INDICATOR	Freq	Pct
		1 = Questionnaire data.....	32809	59.36
		2 = Logically assigned data.....	968	1.75
		3 = Statistically imputed data - lifetime use imputed	12	0.02
		4 = Statistically imputed data - lifetime use known	638	1.15
		9 = LEGITIMATE SKIP - NOT A LIFETIME/PAST YEAR USER	20844	37.71
IRMJFY	Len: 3	MARIJUANA FREQUENCY PAST YEAR - IMPUTATION REVISED	Freq	Pct
		RANGE = 1 - 365.....	9643	17.45
		991 = NEVER USED MARIJUANA	31797	57.53
		993 = DID NOT USE MARIJUANA PAST YEAR.....	13831	25.02
IIMJFY	Len: 1	MARIJUANA FREQUENCY PAST YEAR - IMP INDICATOR	Freq	Pct
		1 = Questionnaire data.....	8701	15.74
		2 = Logically assigned data.....	640	1.16
		3 = Statistically imputed data	385	0.70
		9 = LEGITIMATE SKIP - NOT A LIFETIME/PAST YEAR USER	45545	82.40
II2MJFY	Len: 1	MARIJUANA FREQ PAST YEAR - DETAILED IMP INDICATOR	Freq	Pct
		1 = Questionnaire data.....	8701	15.74
		2 = Logically assigned data.....	640	1.16
		3 = Statistically imputed data - lifetime use imputed	27	0.05
		4 = Statistically imputed data - lifetime use known	358	0.65
		9 = LEGITIMATE SKIP - NOT A LIFETIME/PAST YEAR USER	45545	82.40
IRCOCFY	Len: 3	COCAINE FREQUENCY PAST YEAR - IMPUTATION REVISED	Freq	Pct
		RANGE = 1 - 365.....	1133	2.05
		991 = NEVER USED COCAINE	48635	87.99
		993 = DID NOT USE COCAINE PAST YEAR.....	5503	9.96
IICOCFY	Len: 1	COCAINE FREQUENCY PAST YEAR - IMPUTATION INDICATOR	Freq	Pct
		1 = Questionnaire data.....	995	1.80
		2 = Logically assigned data.....	92	0.17
		3 = Statistically imputed data	105	0.19
		9 = LEGITIMATE SKIP - NOT A LIFETIME/PAST YEAR USER	54079	97.84

PAST YEAR FREQUENCY OF USE

II2COCFY	Len: 1	COCAINE FREQ PAST YEAR - DETAILED IMP INDICATOR	Freq	Pct
		1 = Questionnaire data.....	995	1.80
		2 = Logically assigned data.....	92	0.17
		3 = Statistically imputed data - lifetime use imputed.....	23	0.04
		4 = Statistically imputed data - lifetime use known	82	0.15
		9 = LEGITIMATE SKIP - NOT A LIFETIME/PAST YEAR USER	54079	97.84
IRCRKFY	Len: 3	CRACK FREQUENCY PAST YEAR - IMPUTATION REVISED	Freq	Pct
		RANGE = 1 - 365.....	159	0.29
		991 = NEVER USED CRACK	53608	96.99
		993 = DID NOT USE CRACK PAST YEAR.....	1504	2.72
II2CRKFY	Len: 1	CRACK FREQUENCY PAST YEAR - IMPUTATION INDICATOR	Freq	Pct
		1 = Questionnaire data.....	141	0.26
		2 = Logically assigned data.....	11	0.02
		3 = Statistically imputed data	40	0.07
		9 = LEGITIMATE SKIP - NOT A LIFETIME/PAST YEAR USER	55079	99.65
II2CRKFY	Len: 1	CRACK FREQ PAST YEAR - DETAILED IMP INDICATOR	Freq	Pct
		1 = Questionnaire data.....	141	0.26
		2 = Logically assigned data.....	11	0.02
		3 = Statistically imputed data - lifetime use imputed.....	23	0.04
		4 = Statistically imputed data - lifetime use known	17	0.03
		9 = LEGITIMATE SKIP - NOT A LIFETIME/PAST YEAR USER	55079	99.65
IRHERFY	Len: 3	HEROIN FREQUENCY PAST YEAR - IMPUTATION REVISED	Freq	Pct
		RANGE = 1 - 365.....	238	0.43
		991 = NEVER USED HEROIN.....	54329	98.30
		993 = DID NOT USE HEROIN PAST YEAR	704	1.27
IIHERFY	Len: 1	HEROIN FREQUENCY PAST YEAR - IMPUTATION INDICATOR	Freq	Pct
		1 = Questionnaire data.....	187	0.34
		2 = Logically assigned data.....	28	0.05
		3 = Statistically imputed data	62	0.11
		9 = LEGITIMATE SKIP - NOT A LIFETIME/PAST YEAR USER	54994	99.50
II2HERFY	Len: 1	HEROIN FREQ PAST YEAR - DETAILED IMP INDICATOR	Freq	Pct
		1 = Questionnaire data.....	187	0.34
		2 = Logically assigned data.....	28	0.05
		3 = Statistically imputed data - lifetime use imputed.....	33	0.06
		4 = Statistically imputed data - lifetime use known	29	0.05
		9 = LEGITIMATE SKIP - NOT A LIFETIME/PAST YEAR USER	54994	99.50
IRHALFY	Len: 3	HALL FREQUENCY PAST YEAR - IMPUTATION REVISED	Freq	Pct
		RANGE = 1 - 365.....	1345	2.43
		991 = NEVER USED HALLUCINOGENS	47622	86.16
		993 = DID NOT USE HALLUCINOGENS PAST YEAR	6304	11.41
IIHALFY	Len: 1	HALL FREQUENCY PAST YEAR - IMPUTATION INDICATOR	Freq	Pct
		1 = Questionnaire data.....	1239	2.24
		2 = Logically assigned data.....	58	0.10
		3 = Statistically imputed data	306	0.55
		9 = LEGITIMATE SKIP - NOT A LIFETIME/PAST YEAR USER	53668	97.10

PAST YEAR FREQUENCY OF USE

II2HALFY	Len: 1	HALL FREQ PAST YEAR - DETAILED IMP INDICATOR	Freq	Pct
		1 = Questionnaire data.....	1239	2.24
		2 = Logically assigned data.....	58	0.10
		3 = Statistically imputed data - lifetime use imputed.....	154	0.28
		4 = Statistically imputed data - lifetime use known.....	152	0.28
		9 = LEGITIMATE SKIP - NOT A LIFETIME/PAST YEAR USER.....	53668	97.10
IRINHFY	Len: 3	INHALANT FREQUENCY PAST YEAR - IMPUTATION REVISED	Freq	Pct
		RANGE = 1 - 365.....	545	0.99
		991 = NEVER USED INHALANTS.....	50844	91.99
		993 = DID NOT USE INHALANTS PAST YEAR.....	3882	7.02
IIINHFY	Len: 1	INHALANT FREQUENCY PAST YEAR - IMP INDICATOR	Freq	Pct
		1 = Questionnaire data.....	426	0.77
		2 = Logically assigned data.....	58	0.10
		3 = Statistically imputed data.....	234	0.42
		9 = LEGITIMATE SKIP - NOT A LIFETIME/PAST YEAR USER.....	54553	98.70
II2INHFY	Len: 1	INHALANT FREQ PAST YEAR - DETAILED IMP INDICATOR	Freq	Pct
		1 = Questionnaire data.....	426	0.77
		2 = Logically assigned data.....	58	0.10
		3 = Statistically imputed data - lifetime use imputed.....	93	0.17
		4 = Statistically imputed data - lifetime use known.....	141	0.26
		9 = LEGITIMATE SKIP - NOT A LIFETIME/PAST YEAR USER.....	54553	98.70
IRANLFY	Len: 3	PAIN RELIEVER FREQ PAST YEAR - IMPUTATION REVISED	Freq	Pct
		RANGE = 1 - 365.....	2697	4.88
		991 = NEVER USED PAIN RELIEVERS.....	47296	85.57
		993 = DID NOT USE PAIN RELIEVERS PAST YEAR.....	5278	9.55
IIANLFY	Len: 1	PAIN RELIEVER FREQ PAST YEAR - IMP INDICATOR	Freq	Pct
		1 = Questionnaire data.....	2349	4.25
		2 = Logically assigned data.....	138	0.25
		3 = Statistically imputed data.....	513	0.93
		9 = LEGITIMATE SKIP - NOT A LIFETIME/PAST YEAR USER.....	52271	94.57
II2ANLFY	Len: 1	PAIN RELIEVER FREQ PAST YR-DETAILED IMP INDICATOR	Freq	Pct
		1 = Questionnaire data.....	2349	4.25
		2 = Logically assigned data.....	138	0.25
		3 = Statistically imputed data - lifetime use imputed.....	173	0.31
		4 = Statistically imputed data - lifetime use known.....	340	0.62
		9 = LEGITIMATE SKIP - NOT A LIFETIME/PAST YEAR USER.....	52271	94.57
IROXYFY	Len: 3	OXYCONTIN FREQUENCY PAST YEAR - IMPUTATION REVISED	Freq	Pct
		RANGE = 1 - 364.....	368	0.67
		991 = NEVER USED OXYCONTIN.....	53477	96.75
		993 = DID NOT USE OXYCONTIN PAST YEAR.....	1426	2.58
IIOXYFY	Len: 1	OXYCONTIN FREQ PAST YEAR - IMPUTATION INDICATOR	Freq	Pct
		1 = Questionnaire data.....	303	0.55
		2 = Logically assigned data.....	29	0.05
		3 = Statistically imputed data.....	195	0.35
		9 = LEGITIMATE SKIP - NOT A LIFETIME/PAST YEAR USER.....	54744	99.05

PAST YEAR FREQUENCY OF USE

II2OXYFY	Len: 1	OXYCONTIN FREQ PAST YEAR - DETAILED IMP INDICATOR	Freq	Pct
		1 = Questionnaire data.....	303	0.55
		2 = Logically assigned data.....	29	0.05
		3 = Statistically imputed data - lifetime use imputed.....	133	0.24
		4 = Statistically imputed data - lifetime use known.....	62	0.11
		9 = LEGITIMATE SKIP - NOT A LIFETIME/PAST YEAR USER.....	54744	99.05
IRTRNFY	Len: 3	TRANQUILIZER FREQ PAST YEAR - IMPUTATION REVISED	Freq	Pct
		RANGE = 1 - 364.....	1324	2.40
		991 = NEVER USED TRANQUILIZERS.....	50269	90.95
		993 = DID NOT USE TRANQUILIZERS PAST YEAR.....	3678	6.65
II2TRNFY	Len: 1	TRANQUILIZER FREQ PAST YEAR - IMPUTATION INDICATOR	Freq	Pct
		1 = Questionnaire data.....	1182	2.14
		2 = Logically assigned data.....	82	0.15
		3 = Statistically imputed data.....	223	0.40
		9 = LEGITIMATE SKIP - NOT A LIFETIME/PAST YEAR USER.....	53784	97.31
II2TRNFY	Len: 1	TRAN FREQ PAST YEAR - DETAILED IMP INDICATOR	Freq	Pct
		1 = Questionnaire data.....	1182	2.14
		2 = Logically assigned data.....	82	0.15
		3 = Statistically imputed data - lifetime use imputed.....	126	0.23
		4 = Statistically imputed data - lifetime use known.....	97	0.18
		9 = LEGITIMATE SKIP - NOT A LIFETIME/PAST YEAR USER.....	53784	97.31
IRSTMFY	Len: 3	STIMULANT FREQUENCY PAST YEAR - IMPUTATION REVISED	Freq	Pct
		RANGE = 1 - 365.....	963	1.74
		991 = NEVER USED STIMULANTS.....	51316	92.84
		993 = DID NOT USE STIMULANTS PAST YEAR.....	2992	5.41
II2STMFY	Len: 1	STIM FREQ PAST YEAR - DETAILED IMP INDICATOR	Freq	Pct
		1 = Questionnaire data.....	819	1.48
		2 = Logically assigned data.....	92	0.17
		3 = Statistically imputed data.....	119	0.22
		4 = Statistically imputed data - lifetime use known.....	94	0.17
II2STMFY	Len: 1	STIM FREQ PAST YEAR - DETAILED IMP INDICATOR	Freq	Pct
		1 = Questionnaire data.....	819	1.48
		2 = Logically assigned data.....	92	0.17
		3 = Statistically imputed data - lifetime use imputed.....	119	0.22
		4 = Statistically imputed data - lifetime use known.....	94	0.17
IRMTHFY	Len: 3	METH FREQUENCY PAST YEAR - IMPUTATION REVISED	Freq	Pct
		RANGE = 1 - 364.....	264	0.48
		991 = NEVER USED METHAMPHETAMINE.....	53486	96.77
		993 = DID NOT USE METHAMPHETAMINE PAST YEAR.....	1521	2.75
IIMTHFY	Len: 1	METH FREQUENCY PAST YEAR - IMPUTATION INDICATOR	Freq	Pct
		1 = Questionnaire data.....	233	0.42
		2 = Logically assigned data.....	12	0.02
		3 = Statistically imputed data.....	97	0.18
		9 = LEGITIMATE SKIP - NOT A LIFETIME/PAST YEAR USER.....	54929	99.38

PAST YEAR FREQUENCY OF USE

II2MTHFY	Len: 1	METH FREQ PAST YEAR - DETAILED IMP INDICATOR	Freq	Pct
		1 = Questionnaire data.....	233	0.42
		2 = Logically assigned data.....	12	0.02
		3 = Statistically imputed data - lifetime use imputed.....	55	0.10
		4 = Statistically imputed data - lifetime use known	42	0.08
		9 = LEGITIMATE SKIP - NOT A LIFETIME/PAST YEAR USER	54929	99.38
IRSEDFY	Len: 3	SEDATIVE FREQUENCY PAST YEAR - IMPUTATION REVISED	Freq	Pct
		RANGE = 1 - 364.....	186	0.34
		991 = NEVER USED SEDATIVES.....	54196	98.06
		993 = DID NOT USE SEDATIVES PAST YEAR	889	1.61
IISEDFY	Len: 1	SEDATIVE FREQUENCY PAST YEAR - IMP INDICATOR	Freq	Pct
		1 = Questionnaire data.....	149	0.27
		2 = Logically assigned data.....	18	0.03
		3 = Statistically imputed data	164	0.30
		9 = LEGITIMATE SKIP - NOT A LIFETIME/PAST YEAR USER	54940	99.40
II2SEDFY	Len: 1	SEDATIVE FREQ PAST YEAR - DETAILED IMP INDICATOR	Freq	Pct
		1 = Questionnaire data.....	149	0.27
		2 = Logically assigned data.....	18	0.03
		3 = Statistically imputed data - lifetime use imputed	132	0.24
		4 = Statistically imputed data - lifetime use known	32	0.06
		9 = LEGITIMATE SKIP - NOT A LIFETIME/PAST YEAR USER	54940	99.40

PAST MONTH FREQUENCY OF USE

PAST MONTH FREQUENCY OF USE

NOTE: The term "Past Month Frequency" is interchangeable with the term "30-Day Frequency".

IRCIGFM	Len: 2	CIG FREQUENCY PAST MONTH - IMPUTATION REVISED	Freq	Pct
		RANGE = 1 - 30.....	11604	20.99
		91 = NEVER USED CIGARETTES	26059	47.15
		93 = DID NOT USE CIGARETTES PAST MONTH	17608	31.86
IICIGFM	Len: 1	CIG FREQUENCY PAST MONTH - IMPUTATION INDICATOR	Freq	Pct
		1 = Questionnaire data.....	11507	20.82
		2 = Logically assigned data.....	82	0.15
		3 = Statistically imputed data	29	0.05
		9 = LEGITIMATE SKIP - NOT A LIFETIME/PAST MONTH USER.....	43653	78.98
II2CIGFM	Len: 1	CIG FREQUENCY PAST MONTH - DETAILED IMP INDICATOR	Freq	Pct
		1 = Questionnaire data.....	11507	20.82
		2 = Logically assigned data.....	82	0.15
		4 = Statistically imputed data - lifetime use known	29	0.05
		9 = LEGITIMATE SKIP - NOT A LIFETIME/PAST MONTH USER	43653	78.98
IRCGRFM	Len: 2	CIGAR FREQUENCY PAST MONTH - IMPUTATION REVISED	Freq	Pct
		RANGE = 1 - 30.....	2887	5.22
		91 = NEVER USED CIGARS.....	38325	69.34
		93 = DID NOT USE CIGARS PAST MONTH	14059	25.44
IICGRFM	Len: 1	CIGAR FREQUENCY PAST MONTH - IMPUTATION INDICATOR	Freq	Pct
		1 = Questionnaire data.....	2857	5.17
		2 = Logically assigned data.....	23	0.04
		3 = Statistically imputed data	26	0.05
		9 = LEGITIMATE SKIP - NOT A LIFETIME/PAST MONTH USER.....	52365	94.74
II2CGRFM	Len: 1	CIGAR FREQUENCY PST MONTH - DETAILED IMP INDICATOR	Freq	Pct
		1 = Questionnaire data.....	2857	5.17
		2 = Logically assigned data.....	23	0.04
		3 = Statistically imputed data - lifetime use imputed	9	0.02
		4 = Statistically imputed data - lifetime use known	17	0.03
		9 = LEGITIMATE SKIP - NOT A LIFETIME/PAST MONTH USER.....	52365	94.74
IRCHWFM	Len: 2	CHEWING TOB FREQUENCY PST MON - IMPUTATION REVISED	Freq	Pct
		RANGE = 1 - 30.....	818	1.48
		91 = NEVER USED CHEWING TOBACCO	48909	88.49
		93 = DID NOT USE CHEWING TOBACCO PAST MONTH	5544	10.03
IICHWFM	Len: 1	CHEWING TOB FREQ PAST MONTH - IMPUTATION INDICATOR	Freq	Pct
		1 = Questionnaire data.....	802	1.45
		2 = Logically assigned data.....	10	0.02
		3 = Statistically imputed data	24	0.04
		9 = LEGITIMATE SKIP - NOT A LIFETIME/PAST MONTH USER.....	54435	98.49
II2CHWFM	Len: 1	CHEWING TOB FREQ PST MONTH-DETAILED IMP INDICATOR	Freq	Pct
		1 = Questionnaire data.....	802	1.45
		2 = Logically assigned data.....	10	0.02
		3 = Statistically imputed data - lifetime use imputed	12	0.02
		4 = Statistically imputed data - lifetime use known	12	0.02
		9 = LEGITIMATE SKIP - NOT A LIFETIME/PAST MONTH USER.....	54435	98.49

PAST MONTH FREQUENCY OF USE

IRSNFFM	Len: 2	SNUFF FREQUENCY PAST MONTH - IMPUTATION REVISED	Freq	Pct
		RANGE = 1 - 30.....	1846	3.34
		91 = NEVER USED SNUFF.....	47599	86.12
		93 = DID NOT USE SNUFF PAST MONTH.....	5826	10.54
IISNFFM	Len: 1	SNUFF FREQUENCY PAST MONTH - IMPUTATION INDICATOR	Freq	Pct
		1 = Questionnaire data.....	1826	3.30
		2 = Logically assigned data.....	13	0.02
		3 = Statistically imputed data	45	0.08
		9 = LEGITIMATE SKIP - NOT A LIFETIME/PAST MONTH USER.....	53387	96.59
II2SNFFM	Len: 1	SNUFF FREQUENCY PST MONTH - DETAILED IMP INDICATOR	Freq	Pct
		1 = Questionnaire data.....	1826	3.30
		2 = Logically assigned data.....	13	0.02
		3 = Statistically imputed data - lifetime use imputed.....	32	0.06
		4 = Statistically imputed data - lifetime use known	13	0.02
		9 = LEGITIMATE SKIP - NOT A LIFETIME/PAST MONTH USER.....	53387	96.59
IRALCFM	Len: 2	ALCOHOL FREQUENCY PAST MONTH - IMPUTATION REVISED	Freq	Pct
		RANGE = 1 - 30.....	26271	47.53
		91 = NEVER USED ALCOHOL.....	14577	26.37
		93 = DID NOT USE ALCOHOL PAST MONTH.....	14423	26.10
IIALCFM	Len: 1	ALCOHOL FREQ PAST MONTH - IMPUTATION INDICATOR	Freq	Pct
		1 = Questionnaire data.....	25586	46.29
		2 = Logically assigned data.....	176	0.32
		3 = Statistically imputed data	774	1.40
		9 = LEGITIMATE SKIP - NOT A LIFETIME/PAST MONTH USER.....	28735	51.99
II2ALCFM	Len: 1	ALCOHOL FREQ PST MONTH - DETAILED IMP INDICATOR	Freq	Pct
		1 = Questionnaire data.....	25586	46.29
		2 = Logically assigned data.....	176	0.32
		3 = Statistically imputed data - lifetime use imputed.....	12	0.02
		4 = Statistically imputed data - lifetime use known	762	1.38
		9 = LEGITIMATE SKIP - NOT A LIFETIME/PAST MONTH USER.....	28735	51.99
IRALCD5	Len: 2	5+ ALC DRNKS PAST MONTH - IMP REVISED (DR5DAY)	Freq	Pct
		RANGE = 0 - 30.....	26271	47.53
		91 = NEVER USED ALCOHOL.....	14577	26.37
		93 = DID NOT USE ALCOHOL PAST MONTH.....	14423	26.10
IIALCD5	Len: 1	5+ ALC DRNKS PAST MONTH - IMPUTATION INDICATOR	Freq	Pct
		1 = Questionnaire data.....	25433	46.02
		2 = Logically assigned data.....	53	0.10
		3 = Statistically imputed data	1050	1.90
		9 = LEGITIMATE SKIP - NOT A LIFETIME/PAST MONTH USER.....	28735	51.99
II2ALCD5	Len: 1	5+ ALC DRINKS PAST MONTH - DETAILED IMP INDICATOR	Freq	Pct
		1 = Questionnaire data.....	25433	46.02
		2 = Logically assigned data.....	53	0.10
		3 = Statistically imputed data - lifetime use imputed.....	12	0.02
		4 = Statistically imputed data - lifetime use known	1038	1.88
		9 = LEGITIMATE SKIP - NOT A LIFETIME/PAST MONTH USER.....	28735	51.99

PAST MONTH FREQUENCY OF USE

IRMJFM	Len: 2	MARIJUANA FREQUENCY PAST MONTH - IMP REVISED	Freq	Pct
		RANGE = 1 - 30.....	5973	10.81
		91 = NEVER USED MARIJUANA	31797	57.53
		93 = DID NOT USE MARIJUANA PAST MONTH	17501	31.66
IIMJFM	Len: 1	MARIJUANA FREQUENCY PAST MONTH - IMP INDICATOR	Freq	Pct
		1 = Questionnaire data.....	5762	10.42
		2 = Logically assigned data.....	59	0.11
		3 = Statistically imputed data	353	0.64
		9 = LEGITIMATE SKIP - NOT A LIFETIME/PAST MONTH USER.....	49097	88.83
II2MJFM	Len: 1	MARIJUANA FREQ PAST MONTH - DETAILED IMP INDICATOR	Freq	Pct
		1 = Questionnaire data.....	5762	10.42
		2 = Logically assigned data.....	59	0.11
		3 = Statistically imputed data - lifetime use imputed	27	0.05
		4 = Statistically imputed data - lifetime use known	326	0.59
		9 = LEGITIMATE SKIP - NOT A LIFETIME/PAST MONTH USER.....	49097	88.83
IRCOCFM	Len: 2	COCAINE FREQUENCY PAST MONTH - IMPUTATION REVISED	Freq	Pct
		RANGE = 1 - 30.....	363	0.66
		91 = NEVER USED COCAINE	48635	87.99
		93 = DID NOT USE COCAINE PAST MONTH.....	6273	11.35
IICOCFM	Len: 1	COCAINE FREQ PAST MONTH - IMPUTATION INDICATOR	Freq	Pct
		1 = Questionnaire data.....	321	0.58
		2 = Logically assigned data.....	16	0.03
		3 = Statistically imputed data	108	0.20
		9 = LEGITIMATE SKIP - NOT A LIFETIME/PAST MONTH USER.....	54826	99.19
II2COCFM	Len: 1	COCAINE FREQ PAST MONTH - DETAILED IMP INDICATOR	Freq	Pct
		1 = Questionnaire data.....	321	0.58
		2 = Logically assigned data.....	16	0.03
		3 = Statistically imputed data - lifetime use imputed	23	0.04
		4 = Statistically imputed data - lifetime use known	85	0.15
		9 = LEGITIMATE SKIP - NOT A LIFETIME/PAST MONTH USER.....	54826	99.19
IRCRKFM	Len: 2	CRACK FREQUENCY PAST MONTH - IMPUTATION REVISED	Freq	Pct
		RANGE = 1 - 30.....	68	0.12
		91 = NEVER USED CRACK	53608	96.99
		93 = DID NOT USE CRACK PAST MONTH	1595	2.89
IICRKFM	Len: 1	CRACK FREQUENCY PAST MONTH - IMPUTATION INDICATOR	Freq	Pct
		1 = Questionnaire data.....	67	0.12
		2 = Logically assigned data.....	1	0.00
		3 = Statistically imputed data	37	0.07
		9 = LEGITIMATE SKIP - NOT A LIFETIME/PAST MONTH USER.....	55166	99.81
II2CRKFM	Len: 1	CRACK FREQ PAST MONTH - DETAILED IMP INDICATOR	Freq	Pct
		1 = Questionnaire data.....	67	0.12
		2 = Logically assigned data.....	1	0.00
		3 = Statistically imputed data - lifetime use imputed	23	0.04
		4 = Statistically imputed data - lifetime use known	14	0.03
		9 = LEGITIMATE SKIP - NOT A LIFETIME/PAST MONTH USER.....	55166	99.81

PAST MONTH FREQUENCY OF USE

IRHERFM	Len: 2	HEROIN FREQUENCY PAST MONTH - IMPUTATION REVISED	Freq	Pct
		RANGE = 1 - 30.....	108	0.20
		91 = NEVER USED HEROIN.....	54329	98.30
		93 = DID NOT USE HEROIN PAST MONTH.....	834	1.51
IIHERFM	Len: 1	HEROIN FREQUENCY PAST MONTH - IMPUTATION INDICATOR	Freq	Pct
		1 = Questionnaire data.....	97	0.18
		2 = Logically assigned data.....	1	0.00
		3 = Statistically imputed data	65	0.12
		9 = LEGITIMATE SKIP - NOT A LIFETIME/PAST MONTH USER.....	55108	99.71
II2HERFM	Len: 1	HEROIN FREQ PAST MONTH - DETAILED IMP INDICATOR	Freq	Pct
		1 = Questionnaire data.....	97	0.18
		2 = Logically assigned data.....	1	0.00
		3 = Statistically imputed data - lifetime use imputed.....	33	0.06
		4 = Statistically imputed data - lifetime use known	32	0.06
		9 = LEGITIMATE SKIP - NOT A LIFETIME/PAST MONTH USER.....	55108	99.71
IRHALFM	Len: 2	HALLUCINOGEN FREQ PAST MONTH - IMPUTATION REVISED	Freq	Pct
		RANGE = 1 - 30.....	357	0.65
		91 = NEVER USED HALLUCINOGENS	47622	86.16
		93 = DID NOT USE HALLUCINOGENS PAST MONTH.....	7292	13.19
IIHALFM	Len: 1	HALL FREQUENCY PAST MONTH - IMPUTATION INDICATOR	Freq	Pct
		1 = Questionnaire data.....	336	0.61
		2 = Logically assigned data.....	5	0.01
		3 = Statistically imputed data	324	0.59
		9 = LEGITIMATE SKIP - NOT A LIFETIME/PAST MONTH USER.....	54606	98.80
II2HALFM	Len: 1	HALL FREQ PAST MONTH - DETAILED IMP INDICATOR	Freq	Pct
		1 = Questionnaire data.....	336	0.61
		2 = Logically assigned data.....	5	0.01
		3 = Statistically imputed data - lifetime use imputed.....	154	0.28
		4 = Statistically imputed data - lifetime use known	170	0.31
		9 = LEGITIMATE SKIP - NOT A LIFETIME/PAST MONTH USER.....	54606	98.80
IRINHFM	Len: 2	INHALANT FREQUENCY PAST MONTH - IMP REVISED	Freq	Pct
		RANGE = 1 - 30.....	175	0.32
		91 = NEVER USED INHALANTS.....	50844	91.99
		93 = DID NOT USE INHALANTS PAST MONTH.....	4252	7.69
IIINHFM	Len: 1	INHALANT FREQUENCY PAST MONTH - IMP INDICATOR	Freq	Pct
		1 = Questionnaire data.....	141	0.26
		2 = Logically assigned data.....	8	0.01
		3 = Statistically imputed data	232	0.42
		9 = LEGITIMATE SKIP - NOT A LIFETIME/PAST MONTH USER.....	54890	99.31
II2INHFM	Len: 1	INHALANT FREQ PAST MONTH - DETAILED IMP INDICATOR	Freq	Pct
		1 = Questionnaire data.....	141	0.26
		2 = Logically assigned data.....	8	0.01
		3 = Statistically imputed data - lifetime use imputed.....	93	0.17
		4 = Statistically imputed data - lifetime use known	139	0.25
		9 = LEGITIMATE SKIP - NOT A LIFETIME/PAST MONTH USER.....	54890	99.31

AGE/DATE OF FIRST DRUG USE

AGE/DATE OF FIRST DRUG USE

IRCIGAGE	Len: 3	IMPUTATION-REVISED CIGARETTE AGE OF FIRST USE		
		RANGE = 1 - 58.....	29212	52.85
		991 = NEVER USED	26059	47.15
IICIGAGE	Len: 1	IRCIGAGE IMPUTATION INDICATOR	Freq	Pct
		1 = Questionnaire data.....	28884	52.26
		2 = Logically assigned data.....	11	0.02
		3 = Statistically imputed data	317	0.57
		9 = LEGITIMATE SKIP - NOT A LIFETIME USER.....	26059	47.15
IRCIGYFU	Len: 4	IMPUTATION-REVISED CIGARETTE YEAR OF FIRST USE		
		RANGE = 1925 - 2014.....	29212	52.85
		9999 = NEVER USED	26059	47.15
IICIGYFU	Len: 1	IRCIGYFU IMPUTATION INDICATOR	Freq	Pct
		1 = Questionnaire data.....	1397	2.53
		2 = Logically assigned data.....	2	0.00
		3 = Statistically imputed data	27813	50.32
		9 = LEGITIMATE SKIP - NOT A LIFETIME USER.....	26059	47.15
IRCDUAGE	Len: 3	IMPUTATION-REVISED DAILY CIG AGE OF FIRST USE	Freq	Pct
		RANGE = 3 - 59.....	15264	27.62
		991 = NEVER USED	26059	47.15
		993 = NEVER A DAILY USER.....	13948	25.24
IICDUAGE	Len: 1	IRCDUAGE IMPUTATION INDICATOR	Freq	Pct
		1 = Questionnaire data.....	15132	27.38
		3 = Statistically imputed data	146	0.26
		9 = LEGITIMATE SKIP - NOT A LIFETIME/DAILY CIG USER.....	39993	72.36
IRCD2YFU	Len: 4	IMP-REVISED CIG DAILY YFU - USING CIGDLYFU	Freq	Pct
		RANGE = 1925 - 2014.....	15264	27.62
		9993 = NEVER A DAILY USER.....	13948	25.24
		9999 = NEVER USED	26059	47.15
IICD2YFU	Len: 1	IRCD2YFU IMPUTATION INDICATOR	Freq	Pct
		1 = Questionnaire data.....	520	0.94
		3 = Statistically imputed data	14758	26.70
		9 = LEGITIMATE SKIP - NOT A LIFETIME/DAILY CIG USER.....	39993	72.36
IRCGRAGE	Len: 3	IMPUTATION-REVISED CIGAR AGE OF FIRST USE	Freq	Pct
		RANGE = 1 - 73.....	16946	30.66
		991 = NEVER USED	38325	69.34
IICGRAGE	Len: 1	IRCGRAGE IMPUTATION INDICATOR	Freq	Pct
		1 = Questionnaire data.....	16571	29.98
		3 = Statistically imputed data	382	0.69
		9 = LEGITIMATE SKIP - NOT A LIFETIME USER.....	38318	69.33

AGE/DATE OF FIRST DRUG USE

IRCGRYFU	Len: 4	IMPUTATION-REVISED CIGAR YEAR OF FIRST USE		
		RANGE = 1933 - 2014.....	Freq	Pct
		9999 = NEVER USED	16946	30.66
			38325	69.34
IICGRYFU	Len: 1	IRCGRYFU IMPUTATION INDICATOR	Freq	Pct
		1 = Questionnaire data.....	1490	2.70
		3 = Statistically imputed data	15463	27.98
		9 = LEGITIMATE SKIP - NOT A LIFETIME USER.....	38318	69.33
IRSLTAGE	Len: 3	IMPUTATION-REVISED SMOKELESS TOB AGE FIRST USE	Freq	Pct
		RANGE = 1 - 70.....	9447	17.09
		991 = NEVER USED	45824	82.91
IISLTAGE	Len: 1	IRSLTAGE IMPUTATION INDICATOR	Freq	Pct
		1 = Questionnaire data.....	9229	16.70
		3 = Statistically imputed data	253	0.46
		9 = LEGITIMATE SKIP - NOT A LIFETIME USER.....	45789	82.84
IRSLTYFU	Len: 4	IMPUTATION-REVISED SMOKELESS TOB YEAR OF FIRST USE	Freq	Pct
		RANGE = 1934 - 2014.....	9447	17.09
		9999 = NEVER USED	45824	82.91
IISLTYFU	Len: 1	IRSLTYFU IMPUTATION INDICATOR	Freq	Pct
		1 = Questionnaire data.....	718	1.30
		3 = Statistically imputed data	8764	15.86
		9 = LEGITIMATE SKIP - NOT A LIFETIME USER.....	45789	82.84
IRCHWAGE	Len: 3	IMPUTATION-REVISED CHEWING TOB AGE FIRST USE	Freq	Pct
		RANGE = 1 - 70.....	6362	11.51
		991 = NEVER USED	48909	88.49
IICHWAGE	Len: 1	IRCHWAGE IMPUTATION INDICATOR	Freq	Pct
		1 = Questionnaire data.....	6255	11.32
		3 = Statistically imputed data	118	0.21
		9 = LEGITIMATE SKIP - NOT A LIFETIME USER.....	48898	88.47
IRCHWYFU	Len: 4	IMPUTATION-REVISED CHEWING TOB YEAR FIRST USE	Freq	Pct
		RANGE = 1934 - 2014.....	6362	11.51
		9999 = NEVER USED	48909	88.49
IICHWYFU	Len: 1	IRCHWYFU IMPUTATION INDICATOR	Freq	Pct
		1 = Questionnaire data.....	392	0.71
		3 = Statistically imputed data	5981	10.82
		9 = LEGITIMATE SKIP - NOT A LIFETIME USER.....	48898	88.47
IRSNFAGE	Len: 3	IMPUTATION-REVISED SNUFF AGE OF FIRST USE	Freq	Pct
		RANGE = 1 - 70.....	7672	13.88
		991 = NEVER USED	47599	86.12

AGE/DATE OF FIRST DRUG USE

IISNFAGE	Len: 1	IRSNFAGE IMPUTATION INDICATOR	Freq	Pct
		1 = Questionnaire data.....	7528	13.62
		3 = Statistically imputed data	175	0.32
		9 = LEGITIMATE SKIP - NOT A LIFETIME USER.....	47568	86.06
IRSNFYFU	Len: 4	IMPUTATION-REVISED SNUFF YEAR OF FIRST USE	Freq	Pct
		RANGE = 1938 - 2014.....	7672	13.88
		9999 = NEVER USED	47599	86.12
IISNIFYFU	Len: 1	IRSNIFYFU IMPUTATION INDICATOR	Freq	Pct
		1 = Questionnaire data.....	639	1.16
		3 = Statistically imputed data	7064	12.78
		9 = LEGITIMATE SKIP - NOT A LIFETIME USER.....	47568	86.06
IRALCAGE	Len: 3	IMPUTATION-REVISED ALCOHOL AGE OF FIRST USE	Freq	Pct
		RANGE = 1 - 70.....	40694	73.63
		991 = NEVER USED	14577	26.37
IIALCAGE	Len: 1	IRALCAGE IMPUTATION INDICATOR	Freq	Pct
		1 = Questionnaire data.....	40151	72.64
		3 = Statistically imputed data	549	0.99
		9 = LEGITIMATE SKIP - NOT A LIFETIME USER.....	14571	26.36
IRALCYFU	Len: 4	IMPUTATION-REVISED ALCOHOL YEAR OF FIRST USE	Freq	Pct
		RANGE = 1927 - 2014.....	40694	73.63
		9999 = NEVER USED	14577	26.37
IIALCYFU	Len: 1	IRALCYFU IMPUTATION INDICATOR	Freq	Pct
		1 = Questionnaire data.....	3162	5.72
		3 = Statistically imputed data	37538	67.92
		9 = LEGITIMATE SKIP - NOT A LIFETIME USER.....	14571	26.36
IRMJAGE	Len: 3	IMPUTATION-REVISED MARIJUANA AGE OF FIRST USE	Freq	Pct
		RANGE = 1 - 77.....	23474	42.47
		991 = NEVER USED	31797	57.53
IIMJAGE	Len: 1	IRMJAGE IMPUTATION INDICATOR	Freq	Pct
		1 = Questionnaire data.....	23281	42.12
		3 = Statistically imputed data	207	0.37
		9 = LEGITIMATE SKIP - NOT A LIFETIME USER.....	31783	57.50
IRMJYFU	Len: 4	IMPUTATION-REVISED MARIJUANA YEAR OF FIRST USE	Freq	Pct
		RANGE = 1945 - 2014.....	23474	42.47
		9999 = NEVER USED	31797	57.53
IIMJYFU	Len: 1	IRMJYFU IMPUTATION INDICATOR	Freq	Pct
		1 = Questionnaire data.....	1654	2.99
		3 = Statistically imputed data	21834	39.50
		9 = LEGITIMATE SKIP - NOT A LIFETIME USER.....	31783	57.50

AGE/DATE OF FIRST DRUG USE

IRCOCAGE	Len: 3	IMPUTATION-REVISED COCAINE AGE OF FIRST USE		
		RANGE = 1 - 60.....	6636	12.01
		991 = NEVER USED	48635	87.99
IICOCAGE	Len: 1	IRCOCAGE IMPUTATION INDICATOR	Freq	Pct
		1 = Questionnaire data.....	6499	11.76
		2 = Logically assigned data.....	89	0.16
		3 = Statistically imputed data	65	0.12
		9 = LEGITIMATE SKIP - NOT A LIFETIME USER.....	48618	87.96
IRCOCYFU	Len: 4	IMPUTATION-REVISED COCAINE YEAR OF FIRST USE	Freq	Pct
		RANGE = 1946 - 2014.....	6636	12.01
		9999 = NEVER USED	48635	87.99
IIRCOCYFU	Len: 1	IRCOCYFU IMPUTATION INDICATOR	Freq	Pct
		1 = Questionnaire data.....	392	0.71
		3 = Statistically imputed data	6261	11.33
		9 = LEGITIMATE SKIP - NOT A LIFETIME USER.....	48618	87.96
IRCRKAGE	Len: 3	IMPUTATION-REVISED CRACK AGE OF FIRST USE	Freq	Pct
		RANGE = 7 - 60.....	1663	3.01
		991 = NEVER USED	53608	96.99
IIRCRKAGE	Len: 1	IRCRKAGE IMPUTATION INDICATOR	Freq	Pct
		1 = Questionnaire data.....	1649	2.98
		3 = Statistically imputed data	36	0.07
		9 = LEGITIMATE SKIP - NOT A LIFETIME USER.....	53586	96.95
IRCRKYFU	Len: 4	IMPUTATION-REVISED CRACK YEAR OF FIRST USE	Freq	Pct
		RANGE = 1967 - 2014.....	1663	3.01
		9999 = NEVER USED	53608	96.99
IIRCRKYFU	Len: 1	IRCRKYFU IMPUTATION INDICATOR	Freq	Pct
		1 = Questionnaire data.....	60	0.11
		3 = Statistically imputed data	1625	2.94
		9 = LEGITIMATE SKIP - NOT A LIFETIME USER.....	53586	96.95
IRHERAGE	Len: 3	IMPUTATION-REVISED HEROIN AGE OF FIRST USE	Freq	Pct
		RANGE = 1 - 55.....	942	1.70
		991 = NEVER USED	54329	98.30
IIHERAGE	Len: 1	IRHERAGE IMPUTATION INDICATOR	Freq	Pct
		1 = Questionnaire data.....	931	1.68
		3 = Statistically imputed data	44	0.08
		9 = LEGITIMATE SKIP - NOT A LIFETIME USER.....	54296	98.24
IRHERYFU	Len: 4	IMPUTATION-REVISED HEROIN YEAR OF FIRST USE	Freq	Pct
		RANGE = 1947 - 2014.....	942	1.70
		9999 = NEVER USED	54329	98.30

AGE/DATE OF FIRST DRUG USE

IIHERYFU	Len: 1	IRHERYFU IMPUTATION INDICATOR	Freq	Pct
			1 = Questionnaire data.....	96 0.17
			3 = Statistically imputed data	879 1.59
			9 = LEGITIMATE SKIP - NOT A LIFETIME USER.....	54296 98.24
IRHALAGE	Len: 3	IMPUTATION-REVISED HALLUCINOGEN AGE OF FIRST USE	Freq	Pct
			RANGE = 1 - 63.....	7649 13.84
			991 = NEVER USED	47622 86.16
IIHALAGE	Len: 1	IRHALAGE IMPUTATION INDICATOR	Freq	Pct
			1 = Questionnaire data.....	7451 13.48
			2 = Logically assigned data.....	96 0.17
			3 = Statistically imputed data	252 0.46
			9 = LEGITIMATE SKIP - NOT A LIFETIME USER.....	47472 85.89
IRHALYFU	Len: 4	IMPUTATION-REVISED HALLUCINOGEN YEAR OF FIRST USE	Freq	Pct
			RANGE = 1942 - 2014.....	7649 13.84
			9999 = NEVER USED	47622 86.16
IIHALYFU	Len: 1	IRHALYFU IMPUTATION INDICATOR	Freq	Pct
			1 = Questionnaire data.....	564 1.02
			2 = Logically assigned data.....	10 0.02
			3 = Statistically imputed data	7225 13.07
			9 = LEGITIMATE SKIP - NOT A LIFETIME USER.....	47472 85.89
IRLSDAGE	Len: 3	IMPUTATION-REVISED LSD AGE OF FIRST USE	Freq	Pct
			RANGE = 1 - 62.....	4342 7.86
			991 = NEVER USED	50929 92.14
IILSDAGE	Len: 1	IRLSDAGE IMPUTATION INDICATOR	Freq	Pct
			1 = Questionnaire data.....	4256 7.70
			2 = Logically assigned data.....	6 0.01
			3 = Statistically imputed data	124 0.22
			9 = LEGITIMATE SKIP - NOT A LIFETIME USER.....	50885 92.06
IRLSDYFU	Len: 4	IMPUTATION-REVISED LSD YEAR OF FIRST USE	Freq	Pct
			RANGE = 1942 - 2014.....	4342 7.86
			9999 = NEVER USED	50929 92.14
IILSDYFU	Len: 1	IRLSDYFU IMPUTATION INDICATOR	Freq	Pct
			1 = Questionnaire data.....	336 0.61
			3 = Statistically imputed data	4050 7.33
			9 = LEGITIMATE SKIP - NOT A LIFETIME USER.....	50885 92.06
IRPCPAGE	Len: 3	IMPUTATION-REVISED PCP AGE OF FIRST USE	Freq	Pct
			RANGE = 6 - 48.....	931 1.68
			991 = NEVER USED	54340 98.32

AGE/DATE OF FIRST DRUG USE

IIRCPAGE	Len: 1	IIRCPAGE IMPUTATION INDICATOR		Freq	Pct
		1 = Questionnaire data.....		891	1.61
		2 = Logically assigned data.....		1	0.00
		3 = Statistically imputed data		81	0.15
		9 = LEGITIMATE SKIP - NOT A LIFETIME USER.....		54298	98.24
IIRPCYFU	Len: 4	IIRPCYFU IMPUTATION-REVISED PCP YEAR OF FIRST USE		Freq	Pct
		RANGE = 1966 - 2014.....		931	1.68
		9999 = NEVER USED		54340	98.32
IIRPCYFU	Len: 1	IIRPCYFU IMPUTATION INDICATOR		Freq	Pct
		1 = Questionnaire data.....		30	0.05
		3 = Statistically imputed data		943	1.71
		9 = LEGITIMATE SKIP - NOT A LIFETIME USER.....		54298	98.24
IIECSAGE	Len: 3	IIECSAGE IMPUTATION-REVISED ECSTASY AGE OF FIRST USE		Freq	Pct
		RANGE = 1 - 67.....		4037	7.30
		991 = NEVER USED		51234	92.70
IIECSAGE	Len: 1	IIECSAGE IMPUTATION INDICATOR		Freq	Pct
		1 = Questionnaire data.....		3996	7.23
		2 = Logically assigned data.....		1	0.00
		3 = Statistically imputed data		94	0.17
		9 = LEGITIMATE SKIP - NOT A LIFETIME USER.....		51180	92.60
IIECSYFU	Len: 4	IIECSYFU IMPUTATION-REVISED ECSTASY YEAR OF FIRST USE		Freq	Pct
		RANGE = 1968 - 2014.....		4037	7.30
		9999 = NEVER USED		51234	92.70
IIECSYFU	Len: 1	IIECSYFU IMPUTATION INDICATOR		Freq	Pct
		1 = Questionnaire data.....		378	0.68
		3 = Statistically imputed data		3713	6.72
		9 = LEGITIMATE SKIP - NOT A LIFETIME USER.....		51180	92.60
IRINHAGE	Len: 3	IRINHAGE IMPUTATION-REVISED INHALANTS AGE OF FIRST USE		Freq	Pct
		RANGE = 1 - 62.....		4427	8.01
		991 = NEVER USED		50844	91.99
IIINHAGE	Len: 1	IIINHAGE IMPUTATION INDICATOR		Freq	Pct
		1 = Questionnaire data.....		4220	7.64
		3 = Statistically imputed data		293	0.53
		9 = LEGITIMATE SKIP - NOT A LIFETIME USER.....		50758	91.83
IRINHYFU	Len: 4	IRINHYFU IMPUTATION-REVISED INHALANTS YEAR OF FIRST USE		Freq	Pct
		RANGE = 1939 - 2014.....		4427	8.01
		9999 = NEVER USED		50844	91.99
IIINHYFU	Len: 1	IIINHYFU IMPUTATION INDICATOR		Freq	Pct
		1 = Questionnaire data.....		315	0.57
		3 = Statistically imputed data		4198	7.60
		9 = LEGITIMATE SKIP - NOT A LIFETIME USER.....		50758	91.83

AGE/DATE OF FIRST DRUG USE

IRANLAGE	Len: 3	IMPUTATION-REVISED PAIN RELIEVERS AGE OF FIRST USE	Freq	Pct
		RANGE = 1 - 72.....	7975	14.43
		991 = NEVER USED	47296	85.57

IIANLAGE	Len: 1	IRANLAGE IMPUTATION INDICATOR	Freq	Pct
		1 = Questionnaire data.....	7499	13.57
		2 = Logically assigned data.....	12	0.02
		3 = Statistically imputed data	628	1.14
		9 = LEGITIMATE SKIP - NOT A LIFETIME USER.....	47132	85.27

IRANLYFU	Len: 4	IMPUTATION-REVISED PAIN RELIEVER YEAR OF FIRST USE	Freq	Pct
		RANGE = 1931 - 2014.....	7975	14.43
		9999 = NEVER USED	47296	85.57

IIANLYFU	Len: 1	IRANLYFU IMPUTATION INDICATOR	Freq	Pct
		1 = Questionnaire data.....	730	1.32
		2 = Logically assigned data.....	3	0.01
		3 = Statistically imputed data	7406	13.40
		9 = LEGITIMATE SKIP - NOT A LIFETIME USER.....	47132	85.27

NOTE: See the note preceding the OXYCAGE variable. No special editing or imputation procedures were done to prevent IROXYFYU from having a value earlier than 1995, even though OxyContin was not approved for medical use by the US Food and Drug Administration until 1995. Caution is advised in interpreting OxyContin age/date of first use data from respondents with IROXYFYU<1995.

IROXYAGE	Len: 3	IMPUTATION-REVISED OXYCONTIN AGE FIRST USE	Freq	Pct
		RANGE = 2 - 60.....	1794	3.25
		991 = NEVER USED	53477	96.75

IIOXYAGE	Len: 1	IROXYAGE IMPUTATION INDICATOR	Freq	Pct
		1 = Questionnaire data.....	1734	3.14
		2 = Logically assigned data.....	1	0.00
		3 = Statistically imputed data	174	0.31
		9 = LEGITIMATE SKIP - NOT A LIFETIME USER.....	53362	96.55

IROXYFYU	Len: 4	IMPUTATION-REVISED OXYCONTIN YEAR FIRST USE	Freq	Pct
		RANGE = 1959 - 2014.....	1794	3.25
		9999 = NEVER USED	53477	96.75

IIOXYFYU	Len: 1	IROXYFYU IMPUTATION INDICATOR	Freq	Pct
		1 = Questionnaire data.....	170	0.31
		2 = Logically assigned data.....	1	0.00
		3 = Statistically imputed data	1738	3.14
		9 = LEGITIMATE SKIP - NOT A LIFETIME USER.....	53362	96.55

IRTRNAGE	Len: 3	IMPUTATION-REVISED TRANQUILIZER AGE OF FIRST USE	Freq	Pct
		RANGE = 1 - 75.....	5002	9.05
		991 = NEVER USED	50269	90.95

IITRNAGE	Len: 1	IRTRNAGE IMPUTATION INDICATOR	Freq	Pct
		1 = Questionnaire data.....	4845	8.77
		3 = Statistically imputed data	267	0.48
		9 = LEGITIMATE SKIP - NOT A LIFETIME USER.....	50159	90.75

AGE/DATE OF FIRST DRUG USE

IRTRNYFU	Len: 4	IMPUTATION-REVISED TRANQUILIZER YEAR OF FIRST USE	Freq	Pct
		RANGE = 1928 - 2014	5002	9.05
		9999 = NEVER USED	50269	90.95
IITRNYFU	Len: 1	IRTRNYFU IMPUTATION INDICATOR	Freq	Pct
		1 = Questionnaire data.....	535	0.97
		3 = Statistically imputed data	4577	8.28
		9 = LEGITIMATE SKIP - NOT A LIFETIME USER.....	50159	90.75
IRSTMAGE	Len: 3	IMPUTATION-REVISED STIMULANTS AGE OF FIRST USE	Freq	Pct
		RANGE = 1 - 64.....	3955	7.16
		991 = NEVER USED	51316	92.84
IISTMAGE	Len: 1	IRSTMAGE IMPUTATION INDICATOR	Freq	Pct
		1 = Questionnaire data.....	3831	6.93
		2 = Logically assigned data.....	25	0.05
		3 = Statistically imputed data	215	0.39
		9 = LEGITIMATE SKIP - NOT A LIFETIME USER.....	51200	92.63
IRSTMYFU	Len: 4	IMPUTATION-REVISED STIMULANTS YEAR OF FIRST USE	Freq	Pct
		RANGE = 1923 - 2014.....	3955	7.16
		9999 = NEVER USED	51316	92.84
IISTMYFU	Len: 1	IRSTMYFU IMPUTATION INDICATOR	Freq	Pct
		1 = Questionnaire data.....	332	0.60
		3 = Statistically imputed data	3739	6.76
		9 = LEGITIMATE SKIP - NOT A LIFETIME USER.....	51200	92.63
IRMTHAGE	Len: 3	IMPUTATION-REVISED METHAMPHETAMINE AGE FIRST USE	Freq	Pct
		RANGE = 1 - 57.....	1785	3.23
		991 = NEVER USED	53486	96.77
IIMTHAGE	Len: 1	IRMTHAGE IMPUTATION INDICATOR	Freq	Pct
		1 = Questionnaire data.....	1733	3.14
		3 = Statistically imputed data	107	0.19
		9 = LEGITIMATE SKIP - NOT A LIFETIME USER.....	53431	96.67
IRMTHYFU	Len: 4	IMPUTATION-REVISED METHAMPHETAMINE YEAR FIRST USE	Freq	Pct
		RANGE = 1946 - 2014.....	1785	3.23
		9999 = NEVER USED	53486	96.77
IIMTHYFU	Len: 1	IRMTHYFU IMPUTATION INDICATOR	Freq	Pct
		1 = Questionnaire data.....	78	0.14
		3 = Statistically imputed data	1762	3.19
		9 = LEGITIMATE SKIP - NOT A LIFETIME USER.....	53431	96.67
IRSEDAGE	Len: 3	IMPUTATION-REVISED SEDATIVES AGE OF FIRST USE	Freq	Pct
		RANGE = 1 - 60.....	1075	1.94
		991 = NEVER USED	54196	98.06

AGE/DATE OF FIRST DRUG USE

IISEDAGE	Len: 1	IRSEDAGE IMPUTATION INDICATOR	Freq	Pct
		1 = Questionnaire data.....	1017	1.84
		3 = Statistically imputed data	186	0.34
		9 = LEGITIMATE SKIP - NOT A LIFETIME USER.....	54068	97.82

IRSEDYFU	Len: 4	IMPUTATION-REVISED SEDATIVES YEAR OF FIRST USE	Freq	Pct
		RANGE = 1931 - 2014.....	1075	1.94
		9999 = NEVER USED	54196	98.06

IISEDYFU	Len: 1	IRSEDYFU IMPUTATION INDICATOR	Freq	Pct
		1 = Questionnaire data.....	79	0.14
		3 = Statistically imputed data	1124	2.03
		9 = LEGITIMATE SKIP - NOT A LIFETIME USER.....	54068	97.82

RECODED DRUG USE

RECODED DRUG USE

NOTE: Certain source variables that were used to create recoded variables have valid values that might not have been reported or assigned for the current survey year. However, these values have been included in the general specifications in the codebook on how the recoded variables were created. See additional details about this issue in the Organization of the Data File section of this codebook introduction.

CIGFLAG	Len: 1	CIGARETTES - EVER USED	Freq	Pct
		0 = Never used (IRCIGRC = 9)	26059	47.15
		1 = Ever used (IRCIGRC = 1-4)	29212	52.85
CIGYR	Len: 1	CIGARETTES - PAST YEAR USE	Freq	Pct
		0 = Did not use in the past year (IRCIGRC = 3,4,9)	40826	73.87
		1 = Used within the past year (IRCIGRC = 1,2)	14445	26.13
CIGMON	Len: 1	CIGARETTES - PAST MONTH USE	Freq	Pct
		0 = Did not use in the past month (IRCIGRC = 2-4,9)	43667	79.01
		1 = Used within the past month (IRCIGRC = 1)	11604	20.99
CGRFLAG	Len: 1	CIGARS - EVER USED	Freq	Pct
		0 = Never used (IRCGRRC = 9)	38325	69.34
		1 = Ever used (IRCGRRC = 1-4)	16946	30.66
CGRYR	Len: 1	CIGARS - PAST YEAR USE	Freq	Pct
		0 = Did not use in the past year (IRCGRRC = 3,4,9)	49192	89.00
		1 = Used within the past year (IRCGRRC = 1,2)	6079	11.00
CGRMON	Len: 1	CIGARS - PAST MONTH USE	Freq	Pct
		0 = Did not use in the past month (IRCGRRC = 2-4,9)	52384	94.78
		1 = Used within the past month (IRCGRRC = 1)	2887	5.22
PIPFFLAG	Len: 1	PIPES - EVER USED	Freq	Pct
		0 = Never Used (IRPIPLF = 9)	50031	90.52
		1 = Ever Used (IRPIPLF = 1)	5240	9.48
PIPMON	Len: 1	PIPES - PAST MONTH USE	Freq	Pct
		0 = Did not use in the past month (IRPIPMN = 2,9)	54696	98.96
		1 = Used within the past month (IRPIPMN = 1)	575	1.04
SMKFLAG	Len: 1	SMOKELESS TOBACCO - EVER USED	Freq	Pct
		0 = Never used (IRSLTRC = 9)	45824	82.91
		1 = Ever used (IRSLTRC = 1-4)	9447	17.09
SMKYR	Len: 1	SMOKELESS TOBACCO - PAST YEAR USE	Freq	Pct
		0 = Did not use in the past year (IRSLTRC = 3,4,9)	52131	94.32
		1 = Used within the past year (IRSLTRC = 1,2)	3140	5.68
SMKMON	Len: 1	SMOKELESS TOBACCO - PAST MONTH USE	Freq	Pct
		0 = Did not use in the past month (IRSLTRC = 2-4,9)	53128	96.12
		1 = Used within the past month (IRSLTRC = 1)	2143	3.88

RECODED DRUG USE

CHWFLAG	Len: 1	CHEWING TOBACCO - EVER USED	Freq	Pct
		0 = Never Used (IRCHWRC = 9)	48909	88.49
		1 = Ever Used (IRCHWRC = 1-4)	6362	11.51
CHWYR	Len: 1	CHEWING TOBACCO - PAST YEAR USE	Freq	Pct
		0 = Did not use in the past year (IRCHWRC = 3,4,9)	53784	97.31
		1 = Used within the past year (IRCHWRC = 1,2).....	1487	2.69
CHWMON	Len: 1	CHEWING TOBACCO - PAST MONTH USE	Freq	Pct
		0 = Did not use in the past month (IRCHWRC = 2-4,9)	54453	98.52
		1 = Used within the past month (IRCHWRC = 1).....	818	1.48
SNFFLAG	Len: 1	SNUFF - EVER USED	Freq	Pct
		0 = Never used (IRSNFRC = 9)	47599	86.12
		1 = Ever used (IRSNFRC = 1-4)	7672	13.88
SNFYR	Len: 1	SNUFF - PAST YEAR USE	Freq	Pct
		0 = Did not use in the past year (IRSNFRC = 3,4,9).....	52578	95.13
		1 = Used within the past year (IRSNFRC = 1,2)	2693	4.87
SNFMON	Len: 1	SNUFF - PAST MONTH USE	Freq	Pct
		0 = Did not use in the past month (IRSNFRC = 2-4,9).....	53425	96.66
		1 = Used within the past month (IRSNFRC = 1)	1846	3.34
TOBFLAG	Len: 1	ANY TOBACCO - EVER USED	Freq	Pct
		0 = Never Used (ALL SOURCE VARIABLES = 0).....	22909	41.45
		1 = Ever Used (ANY SOURCE VARIABLE = 1)	32362	58.55
TOBYR	Len: 1	ANY TOBACCO - PAST YEAR USE	Freq	Pct
		0 = Did not use in the past year (ALL SOURCE VARS = 0)	37322	67.53
		1 = Used within the past year (ANY SOURCE VAR = 1)	17949	32.47
TOBMON	Len: 1	ANY TOBACCO - PAST MONTH USE	Freq	Pct
		0 = Did not use in the past month (ALL SOURCE VARS =0)	41113	74.38
		1 = Used within the past month (ANY SOURCE VAR = 1)	14158	25.62
ALCFLAG	Len: 1	ALCOHOL - EVER USED	Freq	Pct
		0 = Never used (IRALCRC = 9).....	14577	26.37
		1 = Ever used (IRALCRC = 1-3).....	40694	73.63
ALCYR	Len: 1	ALCOHOL - PAST YEAR USE	Freq	Pct
		0 = Did not use in the past year (IRALCRC = 3,9).....	20900	37.81
		1 = Used within the past year (IRALCRC = 1,2)	34371	62.19
ALCMON	Len: 1	ALCOHOL - PAST MONTH USE	Freq	Pct
		0 = Did not use in the past month (IRALCRC = 2-3,9).....	29000	52.47
		1 = Used within the past month (IRALCRC = 1)	26271	47.53

RECODED DRUG USE

MRJFLAG	Len: 1	MARIJUANA - EVER USED		
		0 = Never used (IRMJRC = 9).....	Freq	Pct
		1 = Ever used (IRMJRC = 1-3).....	31797	57.53
			23474	42.47
MRJYR	Len: 1	MARIJUANA - PAST YEAR USE		
		0 = Did not use in the past year (IRMJRC = 3,9).....	Freq	Pct
		1 = Used within the past year (IRMJRC = 1,2).....	45628	82.55
			9643	17.45
MRJMON	Len: 1	MARIJUANA - PAST MONTH USE		
		0 = Did not use in the past month (IRMJRC = 2-3,9).....	Freq	Pct
		1 = Used within the past month (IRMJRC = 1).....	49298	89.19
			5973	10.81
COCFLAG	Len: 1	COCAINE - EVER USED		
		0 = Never used (IRCOCRC = 9).....	Freq	Pct
		1 = Ever used (IRCOCRC = 1-3).....	48635	87.99
			6636	12.01
COCYR	Len: 1	COCAINE - PAST YEAR USE		
		0 = Did not use in the past year (IRCOCRC = 3,9).....	Freq	Pct
		1 = Used within the past year (IRCOCRC = 1,2).....	54138	97.95
			1133	2.05
COCMON	Len: 1	COCAINE - PAST MONTH USE		
		0 = Did not use in the past month (IRCOCRC = 2-3,9).....	Freq	Pct
		1 = Used within the past month (IRCOCRC = 1).....	54908	99.34
			363	0.66
CRKFLAG	Len: 1	"CRACK" - EVER USED		
		0 = Never used (IRCRKRC = 9).....	Freq	Pct
		1 = Ever used (IRCRKRC = 1-3).....	53608	96.99
			1663	3.01
CRKYR	Len: 1	"CRACK" - PAST YEAR USE		
		0 = Did not use in the past year (IRCRKRC = 3,9).....	Freq	Pct
		1 = Used within the past year (IRCRKRC = 1,2).....	55112	99.71
			159	0.29
CRKMON	Len: 1	"CRACK" - PAST MONTH USE		
		0 = Did not use in the past month (IRCRKRC = 2-3,9).....	Freq	Pct
		1 = Used within the past month (IRCRKRC = 1).....	55203	99.88
			68	0.12
HERFLAG	Len: 1	HEROIN - EVER USED		
		0 = Never used (IRHERRC = 9).....	Freq	Pct
		1 = Ever used (IRHERRC = 1-3).....	54329	98.30
			942	1.70
HERYR	Len: 1	HEROIN - PAST YEAR USE		
		0 = Did not use in the past year (IRHERRC = 3,9).....	Freq	Pct
		1 = Used within the past year (IRHERRC = 1,2).....	55033	99.57
			238	0.43
HERMON	Len: 1	HEROIN - PAST MONTH USE		
		0 = Did not use in the past month (IRHERRC = 2-3,9).....	Freq	Pct
		1 = Used within the past month (IRHERRC = 1).....	55163	99.80
			108	0.20

RECODED DRUG USE

HALFLAG	Len: 1	HALLUCINOGENS - EVER USED	Freq	Pct
		0 = Never used (IRHALRC = 9).....	47622	86.16
		1 = Ever used (IRHALRC = 1-3).....	7649	13.84
HALYR	Len: 1	HALLUCINOGENS - PAST YEAR USE	Freq	Pct
		0 = Did not use in the past year (IRHALRC = 3,9).....	53926	97.57
		1 = Used within the past year (IRHALRC = 1,2)	1345	2.43
HALMON	Len: 1	HALLUCINOGENS - PAST MONTH USE	Freq	Pct
		0 = Did not use in the past month (IRHALRC = 2-3,9).....	54914	99.35
		1 = Used within the past month (IRHALRC = 1)	357	0.65
LSDFLAG	Len: 1	LSD - EVER USED	Freq	Pct
		0 = Never used (IRLSDRC = 9).....	50929	92.14
		1 = Ever used (IRLSDRC = 1-3).....	4342	7.86
LSDYR	Len: 1	LSD - PAST YEAR USE	Freq	Pct
		0 = Did not use in the past year (IRLSDRC = 3,9).....	54798	99.14
		1 = Used within the past year (IRLSDRC = 1,2)	473	0.86
LSDMON	Len: 1	LSD - PAST MONTH USE	Freq	Pct
		0 = Did not use in the past month (IRLSDRC = 2-3,9).....	55169	99.82
		1 = Used within the past month (IRLSDRC = 1)	102	0.18
PCPFLAG	Len: 1	PCP - EVER USED	Freq	Pct
		0 = Never used (IRPCPRC = 9)	54340	98.32
		1 = Ever used (IRPCPRC = 1-3)	931	1.68
PCPYR	Len: 1	PCP - PAST YEAR USE	Freq	Pct
		0 = Did not use in the past year (IRPCPRC = 3,9)	55228	99.92
		1 = Used within the past year (IRPCPRC = 1,2).....	43	0.08
PCPMON	Len: 1	PCP - PAST MONTH USE	Freq	Pct
		0 = Did not use in the past month (IRPCPRC = 2-3,9)	55262	99.98
		1 = Used within the past month (IRPCPRC = 1).....	9	0.02
ECFLAG	Len: 1	ECSTASY - EVER USED	Freq	Pct
		0 = Never used (IRECSRC = 9)	51234	92.70
		1 = Ever used (IRECSRC = 1-3)	4037	7.30
ECSYR	Len: 1	ECSTASY - PAST YEAR USE	Freq	Pct
		0 = Did not use in the past year (IRECSRC = 3,9)	54574	98.74
		1 = Used within the past year (IRECSRC = 1,2).....	697	1.26
ECSMON	Len: 1	ECSTASY - PAST MONTH USE	Freq	Pct
		0 = Did not use in the past month (IRECSRC = 2-3,9)	55107	99.70
		1 = Used within the past month (IRECSRC = 1).....	164	0.30

RECODED DRUG USE

INHFLAG	Len: 1	INHALANTS - EVER USED	Freq	Pct
		0 = Never used (IRINHRC = 9)	50844	91.99
		1 = Ever used (IRINHRC = 1-3)	4427	8.01
INHYR	Len: 1	INHALANTS - PAST YEAR USE	Freq	Pct
		0 = Did not use in the past year (IRINHRC = 3,9)	54726	99.01
		1 = Used within the past year (IRINHRC = 1,2)	545	0.99
INHMON	Len: 1	INHALANTS - PAST MONTH USE	Freq	Pct
		0 = Did not use in the past month (IRINHRC = 2-3,9)	55096	99.68
		1 = Used within the past month (IRINHRC = 1)	175	0.32
ANLFLAG	Len: 1	PAIN RELIEVERS - EVER USED	Freq	Pct
		0 = Never used (IRANLRC = 9)	47296	85.57
		1 = Ever used (IRANLRC = 1-3)	7975	14.43
ANLYR	Len: 1	PAIN RELIEVERS - PAST YEAR USE	Freq	Pct
		0 = Did not use in the past year (IRANLRC = 3,9)	52574	95.12
		1 = Used within the past year (IRANLRC = 1,2)	2697	4.88
ANLMON	Len: 1	PAIN RELIEVERS - PAST MONTH USE	Freq	Pct
		0 = Did not use in the past month (IRANLRC = 2-3,9)	54217	98.09
		1 = Used within the past month (IRANLRC = 1)	1054	1.91
OXYFLAG	Len: 1	OXYCONTIN - EVER USED	Freq	Pct
		0 = Never Used (IROXYRC = 9)	53477	96.75
		1 = Ever Used (IROXYRC = 1-3)	1794	3.25
OXYR	Len: 1	OXYCONTIN - PAST YEAR USE	Freq	Pct
		0 = Did not use in the past year (IROXYRC = 3,9)	54903	99.33
		1 = Used within the past year (IROXYRC = 1,2)	368	0.67
OXYMON	Len: 1	OXYCONTIN - PAST MONTH USE	Freq	Pct
		0 = Did not use in the past month (IROXYRC = 2-3,9)	55177	99.83
		1 = Used within the past month (IROXYRC = 1)	94	0.17
TRQFLAG	Len: 1	TRANQUILIZERS - EVER USED	Freq	Pct
		0 = Never used (IRTRNRC = 9)	50269	90.95
		1 = Ever used (IRTRNRC = 1-3)	5002	9.05
TRQYR	Len: 1	TRANQUILIZERS - PAST YEAR USE	Freq	Pct
		0 = Did not use in the past year (IRTRNRC = 3,9)	53947	97.60
		1 = Used within the past year (IRTRNRC = 1,2)	1324	2.40
TRQMON	Len: 1	TRANQUILIZERS - PAST MONTH USE	Freq	Pct
		0 = Did not use in the past month (IRTRNRC = 2-3,9)	54820	99.18
		1 = Used within the past month (IRTRNRC = 1)	451	0.82

RECODED DRUG USE

STMFLAG	Len: 1	STIMULANTS - EVER USED	Freq	Pct
		0 = Never used (IRSTMRC = 9)	51316	92.84
		1 = Ever used (IRSTMRC = 1-3)	3955	7.16

STMYR	Len: 1	STIMULANTS - PAST YEAR USE	Freq	Pct
		0 = Did not use in the past year (IRSTMRC = 3,9)	54308	98.26
		1 = Used within the past year (IRSTMRC = 1,2)	963	1.74

STMMON	Len: 1	STIMULANTS - PAST MONTH USE	Freq	Pct
		0 = Did not use in the past month (IRSTMRC = 2-3,9)	54900	99.33
		1 = Used within the past month (IRSTMRC = 1)	371	0.67

The following three variables (CPNSTMFG, CPNSTMYR, CPNSTMMN), like the preceding three variables (STMFLAG, STMYR, STMMON), report lifetime, past year, and past month stimulant use. However, whereas STMFLAG, STMYR, and STMMON used the core-only methamphetamine variables MTHFLAG, MTHYR, and MTHMON in their construction, these three variables use the core-plus-noncore methamphetamine variables CPNMTHFG, CPNMTHYR, and CPNMTHMN. For details on the core-plus-noncore methamphetamine variables, please see Appendix B.4.8 of the 2008 Summary of Findings Report. (NOTE: CPN is an abbreviation for Core-Plus-Noncore.)

CPNSTMFG	Len: 1	CPN STIMULANTS - EVER USED	Freq	Pct
		0 = Never Used.....	50890	92.07
		1 = Ever Used.....	4381	7.93

CPNSTMYR	Len: 1	CPN STIMULANTS - PAST YEAR USE	Freq	Pct
		0 = Did not use in the past year	54222	98.10
		1 = Used within the past year.....	1049	1.90

CPNSTMMN	Len: 1	CPN STIMULANTS - PAST MONTH USE	Freq	Pct
		0 = Did not use in the past month.....	54866	99.27
		1 = Used within the past month.....	405	0.73

The following three variables (MTHFLAG, MTHYR, MTHMON), report recency of use for methamphetamine using only core data from the Stimulants module of the questionnaire, unlike the next three variables (CPNMTHFG, CPNMTHYR, CPNMTHMN), which use additional methamphetamine use data from the Special Drugs module. Methamphetamine use data were first added to the Special Drugs module in 2005, then were augmented in 2006 to include further clarifications. For details, please see Appendix B.4.8 of the Results from the 2008 NSDUH: National Findings Report.

MTHFLAG	Len: 1	METHAMPHETAMINE - EVER USED	Freq	Pct
		0 = Never Used (IRMTHRC = 9)	53486	96.77
		1 = Ever Used (IRMTHRC = 1-3)	1785	3.23

MTHYR	Len: 1	METHAMPHETAMINE - PAST YEAR USE	Freq	Pct
		0 = Did not use in the past year (IRMTHRC = 3,9)	55007	99.52
		1 = Used within the past year (IRMTHRC = 1,2)	264	0.48

MTHMON	Len: 1	METHAMPHETAMINE - PAST MONTH USE	Freq	Pct
		0 = Did not use in the past month (IRMTHRC = 2-3,9)	55172	99.82
		1 = Used within the past month (IRMTHRC = 1)	99	0.18

RECODED DRUG USE

The following three variables (CPNMTHFG, CPNMTHYR, CPNMTHMN), like the preceding three variables (MTHFLAG, MTHYR, MTHMON), report lifetime, past year, and past month methamphetamine use. However, MTHFLAG, MTHYR, and MTHMON are based only on data from the methamphetamine questions in the stimulants section of the prescription drug module of the core questionnaire. In 2005 new methamphetamine items were added to the noncore Special Drugs module to capture methamphetamine users who failed to report the drug in the prescription stimulants module. These were augmented in 2006 to include clarifications. The new noncore Special Drugs items were used to construct the final CPNMTHFG, CPNMTHYR, and CPNMTHMN variables. For details, please see Appendix B.4.8 of the 2008 Summary of Findings Report. (NOTE: CPN is an abbreviation for Core-Plus-Noncore.)

CPNMTHFG	Len: 1	CPN METHAMPHETAMINE - EVER USED	Freq	Pct
		0 = Never Used.....	52945	95.79
		1 = Ever Used.....	2326	4.21

CPNMTHYR	Len: 1	CPN METHAMPHETAMINE - PAST YEAR USE	Freq	Pct
		0 = Did not use in the past year	54921	99.37
		1 = Used within the past year.....	350	0.63

CPNMTHMN	Len: 1	CPN METHAMPHETAMINE - PAST MONTH USE	Freq	Pct
		0 = Did not use in the past month.....	55139	99.76
		1 = Used within the past month.....	132	0.24

SEDFLAG	Len: 1	SEDATIVES - EVER USED	Freq	Pct
		0 = Never used (IRSEDRC = 9)	54196	98.06
		1 = Ever used (IRSEDRC = 1-3)	1075	1.94

SEDYR	Len: 1	SEDATIVES - PAST YEAR USE	Freq	Pct
		0 = Did not use in the past year (IRSEDRC = 3,9)	55085	99.66
		1 = Used within the past year (IRSEDRC = 1,2).....	186	0.34

SEDMON	Len: 1	SEDATIVES - PAST MONTH USE	Freq	Pct
		0 = Did not use in the past month (IRSEDRC = 2-3,9)	55209	99.89
		1 = Used within the past month (IRSEDRC = 1).....	62	0.11

PSYFLAG2	Len: 1	ANY PSYCHOTHERAPEUTICS - EVER USED	Freq	Pct
		0 = Never used (ALL SOURCE VARIABLES = 0)	44204	79.98
		1 = Ever used (ANY SOURCE VARIABLE = 1).....	11067	20.02

PSYYR2	Len: 1	ANY PSYCHOTHERAPEUTICS - PAST YEAR USE	Freq	Pct
		0 = Did not use within past year (ALL SOURCE VARS = 0)	51417	93.03
		1 = Used in past year (ANY SOURCE VARIABLE = 1)	3854	6.97

PSYMON2	Len: 1	ANY PSYCHOTHERAPEUTICS - PAST MONTH USE	Freq	Pct
		0 = Did not use in past month (ALL SOURCE VARS = 0)	53687	97.13
		1 = Used in past month (ANY SOURCE VARIABLE = 1)	1584	2.87

The following two "any psychotherapeutics" variables were created by examination of the age and date of first use variables for sedatives, tranquilizers, stimulants, and analgesics.

PSYAGE2	Len: 3	ANY PSYCHOTHERAPEUTICS - AGE FIRST USE	Freq	Pct
		RANGE = 1 - 75.....	11067	20.02
		991 = NEVER USED	44204	79.98

RECODED DRUG USE

PSYFU2	Len: 4	ANY PSYCHOTHERAPEUTICS - YEAR FIRST USE	Freq	Pct
		RANGE = 1923 - 2014	11067	20.02
		9999 = NEVER USED	44204	79.98

The following three variables (CPNPSYFG, CPNPSYR, CPNPSYMN), like the preceding three variables (PSYFLAG2, PSYR2, PSYMON2), report lifetime, past year, and past month psychotherapeutic use. However, whereas PSYFLAG2, PSYR2, and PSYMON2 use only core data, CPNPSYFG, CPNPSYR, CPNPSYMN use core plus noncore data.

CPNPSYFG	Len: 1	CPN PSYCHOTHERAPEUTIC - EVER USED	Freq	Pct
		0 = Never Used (ALL SOURCE VARS = 0)	44023	79.65
		1 = Ever Used (ANY SOURCE VARIABLE = 1)	11248	20.35

CPNPSYR	Len: 1	CPN PSYCHOTHERAPEUTIC - PAST YEAR USE	Freq	Pct
		0 = Did not use in the past year (ALL SOURCE VARS = 0)	51369	92.94
		1 = Used within the past year (ANY SOURCE VAR = 1)	3902	7.06

CPNPSYMN	Len: 1	CPN PSYCHOTHERAPEUTIC - PAST MONTH USE	Freq	Pct
		0 = Did not use in the past month (ALL SOURCE VARS=0)	53658	97.08
		1 = Used within the past month (ANY SOURCE VAR=1)	1613	2.92

SUMFLAG	Len: 1	ANY ILLICIT DRUG - EVER USED	Freq	Pct
		0 = Never used (ALL SOURCE VARIABLES = 0)	28824	52.15
		1 = Ever used (ANY SOURCE VARIABLE = 1)	26447	47.85

SUMYR	Len: 1	ANY ILLICIT DRUG - PAST YEAR USE	Freq	Pct
		0 = Did not use in past year (ALL SOURCE VARS = 0)	43566	78.82
		1 = Used in past year (ANY SOURCE VARIABLE = 1)	11705	21.18

SUMMON	Len: 1	ANY ILLICIT DRUG - PAST MONTH USE	Freq	Pct
		0 = Did not use in past month (ALL SOURCE VARS = 0)	48217	87.24
		1 = Used in past month (ANY SOURCE VARIABLE = 1)	7054	12.76

The following two "any illicit drug" variables were created by examination of the age and date of first use variables for hallucinogens, heroin, marijuana, cocaine, inhalants, sedatives, tranquilizers, stimulants, and analgesics.

SUMAGE	Len: 3	ANY ILLICIT DRUG - AGE FIRST USE	Freq	Pct
		RANGE = 1 - 77	26447	47.85
		991 = NEVER USED	28824	52.15

SUMYFU	Len: 4	ANY ILLICIT DRUG - YEAR FIRST USE	Freq	Pct
		RANGE = 1923 - 2014	26447	47.85
		9999 = NEVER USED	28824	52.15

MJOFLAG	Len: 1	MARIJUANA ONLY - EVER USED	Freq	Pct
		0 = Never used MJ/has used both MJ & anothr illct drug	44832	81.11
		1 = Marijuana is only (illicit) drug ever used	10439	18.89

MJOYR2	Len: 1	MARIJUANA ONLY - PAST YEAR USE	Freq	Pct
		0 = MJ not used past yr/Used MJ & othr drug past yr	48793	88.28
		1 = Marijuana is only (illicit) drug in past year	6478	11.72

RECODED DRUG USE

MJOMON2	Len: 1	MARIJUANA ONLY - PAST MONTH USE		
		0 = MJ not used past mnth/Used MJ & othr drug past mo	50418	91.22
		1 = Marijuana only (illicit) drug in past month	4853	8.78
IEMFLAG	Len: 1	ILLICIT DRUG OTHER THAN MARIJUANA - EVER USED	Freq	Pct
		0 = Never used drug/used only marijuana	39263	71.04
		1 = Illicit drug except for marijuana are ever used	16008	28.96
IEMYR	Len: 1	ILLICIT DRUG OTHER THAN MARIJUANA - PAST YEAR USED	Freq	Pct
		0 = Never used drug/used only marijuana past year	50044	90.54
		1 = Illicit drug except for marijuana used past year.....	5227	9.46
IEMMON	Len: 1	ILLICIT DRUG OTHER THAN MARIJUANA-PAST MONTH USED	Freq	Pct
		0 = Never used drug/used only marijuana past month	53070	96.02
		1 = Illicit drug except for marijuana used past month.....	2201	3.98
The following two "any illicit drug except for marijuana" variables were created by examination of the age and date of first use variables for inhalants, hallucinogens, cocaine, heroin, and "any psychotherapeutics."				
IEMAGE	Len: 3	ILLICIT DRUG EXCEPT FOR MARIJUANA - AGE FIRST USE	Freq	Pct
		RANGE = 1 - 75.....	16008	28.96
		991 = NEVER USED	39263	71.04
IEMYFU	Len: 4	ILLICIT DRUG OTHER THAN MARIJUANA - YEAR FIRST USE	Freq	Pct
		RANGE = 1923 - 2014.....	16008	28.96
		9999 = NEVER USED	39263	71.04
CDUFLAG	Len: 1	CIGARETTES DAILY - EVER USED	Freq	Pct
		0 = Never Used/Never Used Daily (Otherwise)	40007	72.38
		1 = Ever Used (IRCDUAGE=1-90).....	15264	27.62
DCIGMON	Len: 1	PAST MONTH DAILY CIGARETTE USE	Freq	Pct
		0 = Did Not Use Daily in Past Mon (IRCIGFM=1-29,91,93)	48956	88.57
		1 = Used Daily in the Past Month (IRCIGFM=30).....	6315	11.43
CDCGMO	Len: 1	EVER USED CIG DAILY AND PAST MONTH CIG USE	Freq	Pct
		0 = No (Otherwise).....	46145	83.49
		1 = Yes (CDUFLAG=1 and CIGMON=1).....	9126	16.51
CDNOCGMO	Len: 1	EVER USED CIG DAILY AND NO PAST MONTH CIG USE	Freq	Pct
		0 = No (Otherwise).....	49133	88.89
		1 = Yes (CDUFLAG=1 and CIGMON=0).....	6138	11.11
CIGALCMO	Len: 1	PAST MONTH CIGARETTE/ALCOHOL USE	Freq	Pct
		1 = Past Mon Use of Cig & Alc (CIGMON=1 & ALCMON=1).....	7930	14.35
		2 = Past Mon Use of Cig & No Alc (CIGMON=1 & ALCMON=0)	3674	6.65
		3 = Past Mon Use of Alc & No Cig (CIGMON=0 & ALCMON=1)	18341	33.18
		4 = No Past Mon Use of Cig/Alc (CIGMON=0 & ALCMON=0).....	25326	45.82

RECODED DRUG USE

"Binge" Alcohol Use, BINGEDRK, is defined as drinking five or more drinks on the same occasion on at least 1 day in the past 30 days. For this variable, "occasion" means at the same time or within a couple hours of each other.

BINGEDRK	Len: 1	BINGE ALCOHOL USE PAST 30 DAYS	Freq	Pct
		0 = Never/No "Binge" alcohol use (IRALCD5 = 0,91,93)	42044	76.07
		1 = "Binge" alcohol use (IRALCD5 = 1-30)	13227	23.93

Heavy Alcohol Use, HVYDRK2, is defined as drinking five or more drinks on the same occasion on each of 5 or more days in the past 30 days. For this variable, "occasion" means at the same time or within a couple hours of each other. All Heavy Alcohol Users are also "Binge" Alcohol Users.

HVYDRK2	Len: 1	HEAVY ALCOHOL USE PAST 30 DAYS	Freq	Pct
		0 = Never/No heavy alcohol use (IRALCD5 = 0-4,91,93)	51736	93.60
		1 = Heavy alcohol use (IRALCD5 = 5-30)	3535	6.40

The following variable, BINGEHVY, was created by examination of past month binge alcohol use (BINGEDRK), past month heavy alcohol use (HVYDRK2), and past month alcohol use (ALCMON). To be considered a past month "binge" or heavy alcohol user, a respondent must have used alcohol in the past month. Further, to be a past month heavy alcohol user, a respondent must also be a past month "binge" alcohol user.

BINGEHVY	Len: 1	LEVEL OF ALCOHOL USE IN PAST MONTH	Freq	Pct
		1 = Heavy Alcohol Use (HVYDRK2=1).....	3535	6.40
		2 = "Binge" But Not Heavy Use (BINGEDRK=1 & HVYDRK2=0)	9692	17.54
		3 = Past Month But Not "Binge" (ALCMON=1 & BINGEDRK=0)	13044	23.60
		4 = Did Not Use Alcohol in Past Month (All source=0).....	29000	52.47

ILTOALMN	Len: 1	ILLICIT DRUG, TOBACCO PRD, OR ALC PAST MONTH USE	Freq	Pct
		0 = No Drug, Tob, or Alc Past Mon Use (Otherwise).....	23827	43.11
		1 = Drg/Tob or Alc PM Use (SUMMON, TOBMON or ALCMON=1)	31444	56.89

ILALMON	Len: 1	ILLICIT DRUG OR ALCOHOL PAST MONTH USE	Freq	Pct
		0 = No Drug or Alc Past Mon Use (Otherwise)	27299	49.39
		1 = Drug or Alc Past Mon Use (SUMMON=1 or ALCMON=1)	27972	50.61

TOBALCMN	Len: 1	TOBACCO PRODUCT OR ALCOHOL PAST MONTH USE	Freq	Pct
		0 = No Tob or Alc Past Mon Use (Otherwise).....	24688	44.67
		1 = Tob or Alc Past Mon Use (TOBMON=1 or ALCMON=1)	30583	55.33

NILALMON	Len: 1	NO ILLICIT DRUG OR ALCOHOL USE IN THE PAST 30 DAYS	Freq	Pct
		0 = Alc or Drg Use (Otherwise)	27972	50.61
		1 = No Alc or Drg Use (ALCMON=0 & SUMMON=0)	27299	49.39

ILANDALC	Len: 1	ILLICIT DRUG AND ALCOHOL USE - PST YR	Freq	Pct
		0 = No/Unknown (SUMYR=0 or ALCYR=0)	45104	81.61
		1 = Yes (SUMYR=1 and ALCYR=1).....	10167	18.39

ILORALC	Len: 1	ILLICIT DRUG OR ALCOHOL USE - PST YR	Freq	Pct
		0 = No/Unknown (SUMYR=0 and ALCYR=0).....	19362	35.03
		1 = Yes (SUMYR=1 or ALCYR=1)	35909	64.97

PEYOTE2	Len: 1	EVER USED PEYOTE	Freq	Pct
		0 = No/Unknown (Otherwise)	54473	98.56
		1 = Yes (PEYOTE=1,3).....	798	1.44

RECODED DRUG USE

MESC2	Len: 1	EVER USED Mescaline	Freq	Pct
		0 = No/Unknown (Otherwise)	54233	98.12
		1 = Yes (MESC=1,3).....	1038	1.88
PSILCY2	Len: 1	EVER USED Psilocybin (Mushrooms)	Freq	Pct
		0 = No/Unknown (Otherwise)	50853	92.01
		1 = Yes (PSILCY=1,3)	4418	7.99
AMYLNIT2	Len: 1	EVER INHALED Amyl Nitrite, "Poppers", Rush, etc.	Freq	Pct
		0 = No/Unknown (Otherwise)	54110	97.90
		1 = Yes (AMYLNIT=1,3).....	1161	2.10
CLEFLU2	Len: 1	EVER INHALED Correction Fluid, Degreaser, etc.	Freq	Pct
		0 = No/Unknown (Otherwise)	54881	99.29
		1 = Yes (CLEFLU=1,3)	390	0.71
GAS2	Len: 1	EVER INHALED Gasoline or Lighter Fluid	Freq	Pct
		0 = No/Unknown (Otherwise)	54509	98.62
		1 = Yes (GAS=1,3)	762	1.38
GLUE2	Len: 1	EVER INHALED Glue, Shoe Polish, or Toluene	Freq	Pct
		0 = No/Unknown (Otherwise)	54533	98.66
		1 = Yes (GLUE=1,3)	738	1.34
ETHER2	Len: 1	EVER INHALED Halothane, Ether, or other Anesthetic	Freq	Pct
		0 = No/Unknown (Otherwise)	55077	99.65
		1 = Yes (ETHER=1,3).....	194	0.35
SOLVENT2	Len: 1	EVER INHALED Lacquer Thinner, other Paint Solvents	Freq	Pct
		0 = No/Unknown (Otherwise)	54923	99.37
		1 = Yes (SOLVENT=1,3)	348	0.63
LGAS2	Len: 1	EVER INHALED Lighter Gases (Butane, Propane)	Freq	Pct
		0 = No/Unknown (Otherwise)	55073	99.64
		1 = Yes (LGAS=1,3).....	198	0.36
NITOXID2	Len: 1	EVER INHALED Nitrous Oxide or "Whippits"	Freq	Pct
		0 = No/Unknown (Otherwise)	52830	95.58
		1 = Yes (NITOXID=1,3).....	2441	4.42
SPPAINT2	Len: 1	EVER INHALED Spray Paints	Freq	Pct
		0 = No/Unknown (Otherwise)	54772	99.10
		1 = Yes (SPPAINT=1,3).....	499	0.90
AEROS2	Len: 1	EVER INHALED Other Aerosol Sprays	Freq	Pct
		0 = No/Unknown (Otherwise)	54701	98.97
		1 = Yes (AEROS=1,3).....	570	1.03

RECODED DRUG USE

DARVTL2	Len: 1	EVER USED DARVOCET, DARVON, TYLENOL W/CODEINE	Freq	Pct
		0 = No/Unknown (Otherwise)	51783	93.69
		1 = Yes (DARVTL2=1,3)	3488	6.31
PERCTYL2	Len: 1	EVER USED PERCOCET, PERCODAN, TYLOX	Freq	Pct
		0 = No/Unknown (Otherwise)	52029	94.13
		1 = Yes (PERCTYL2=1,3)	3242	5.87
VICOLOR2	Len: 1	EVER USED VICODIN, LORTAB, LORCET	Freq	Pct
		0 = No/Unknown (Otherwise)	50358	91.11
		1 = Yes (VICOLOR2=1,3)	4913	8.89
CODEINE2	Len: 1	EVER USED CODEINE	Freq	Pct
		0 = No/Unknown (Otherwise)	53642	97.05
		1 = Yes (ANLCARD and CODEINE=1,3)	1629	2.95
DEMEROL2	Len: 1	EVER USED DEMEROL	Freq	Pct
		0 = No/Unknown (Otherwise)	54895	99.32
		1 = Yes (ANLCARD and DEMEROL=1,3)	376	0.68
DILAUD2	Len: 1	EVER USED DILAUDID	Freq	Pct
		0 = No/Unknown (Otherwise)	54856	99.25
		1 = Yes (ANLCARD and DILAUD2=1,3)	415	0.75
FIORICT2	Len: 1	EVER USED FIORICET	Freq	Pct
		0 = No/Unknown (Otherwise)	55167	99.81
		1 = Yes (ANLCARD and FIORICT2=1,3)	104	0.19
FIORINL2	Len: 1	EVER USED FIORINAL	Freq	Pct
		0 = No/Unknown (Otherwise)	55215	99.90
		1 = Yes (ANLCARD and FIORINL2=1,3)	56	0.10
HYDROCD2	Len: 1	EVER USED HYDROCODONE	Freq	Pct
		0 = No/Unknown (Otherwise)	52633	95.23
		1 = Yes (ANLCARD and HYDROCD2=1,3)	2638	4.77
METHDON2	Len: 1	EVER USED METHADONE	Freq	Pct
		0 = No/Unknown (Otherwise)	54685	98.94
		1 = Yes (ANLCARD and METHDON2=1,3)	586	1.06
MORPHIN2	Len: 1	EVER USED MORPHINE	Freq	Pct
		0 = No/Unknown (Otherwise)	54326	98.29
		1 = Yes (ANLCARD and MORPHIN2=1,3)	945	1.71
PHENCOD2	Len: 1	EVER USED PHENAPHEN WITH CODEINE	Freq	Pct
		0 = No/Unknown (Otherwise)	55110	99.71
		1 = Yes (ANLCARD and PHENCOD2=1,3)	161	0.29

RECODED DRUG USE

PROPOXY2	Len: 1	EVER USED PROPOXYPHENE	Freq	Pct
		0 = No/Unknown (Otherwise)	55209	99.89
		1 = Yes (ANLCARD and PROPOXY=1,3)	62	0.11

SK65A2	Len: 1	EVER USED SK65	Freq	Pct
		0 = No/Unknown (Otherwise)	55252	99.97
		1 = Yes (ANLCARD and SK65A=1,3)	19	0.03

STADOL2	Len: 1	EVER USED STADOL	Freq	Pct
		0 = No/Unknown (Otherwise)	55239	99.94
		1 = Yes (ANLCARD and STADOL=1,3)	32	0.06

TALACEN2	Len: 1	EVER USED TALACEN	Freq	Pct
		0 = No/Unknown (Otherwise)	55254	99.97
		1 = Yes (ANLCARD and TALACEN=1,3)	17	0.03

TALWIN2	Len: 1	EVER USED TALWIN	Freq	Pct
		0 = No/Unknown (Otherwise)	55235	99.93
		1 = Yes (ANLCARD and TALWIN=1,3)	36	0.07

TALWINX2	Len: 1	EVER USED TALWIN NX	Freq	Pct
		0 = No/Unknown (Otherwise)	55262	99.98
		1 = Yes (ANLCARD and TALWINX=1,3)	9	0.02

TRAMADL2	Len: 1	EVER USED TRAMADOL	Freq	Pct
		0 = No/Unknown (Otherwise)	54480	98.57
		1 = Yes (ANLCARD and TRAMADOL=1,3)	791	1.43

ULTRAM2	Len: 1	EVER USED ULTRAM	Freq	Pct
		0 = No/Unknown (Otherwise)	54960	99.44
		1 = Yes (ANLCARD and ULTRAM=1,3)	311	0.56

OTHANL	Len: 1	EVER USED OTHER PAIN RELIEVERS	Freq	Pct
		0 = No/Unknown (Otherwise)	50741	91.80
		1 = Yes (ANLCARD or ANLNOLST=1,3)	4530	8.20

The following variable, PROCODNP, was assigned a positive response if a respondent indicated ever using darvocet, darvon, or tylenol with codeine (DARVTYL2=1), codeine (CODEINE2=1), phenaphen with codeine (PHENCOD2=1), propoxyphene (PROPOXY2=1), SK-65 (SK65A2=1), or other-specify drug responses that are not asked about explicitly in the Pain Relievers module but fall into this category (ANALNEWA, ANALNEWB, ANALNEWC, ANALNEWD, or ANALNEWE in (404, 439, 444, 447, 455, 480, 4031, 4038, 4078, 4093, 4095, 4101, 4103, 4116, 4126, 4127, 8293)).

PROCODNP	Len: 1	PROPOXYPHENE/CODEINE PRODUCTS	Freq	Pct
		0 = No/Unknown (Otherwise)	51194	92.62
		1 = Yes (See comment above)	4077	7.38

RECODED DRUG USE

The following variable, OXYCOP2, is similar to the variable OXYCODOP which was created in previous NSDUHs. The only difference is the use of the imputed variable OXYFLAG instead of the edited variable OXYCONT2 in determining lifetime use of OxyContin. OXYCOP2 was assigned a positive response if a respondent indicated ever using percocet, percodan or tylox (PERCTYL2=1), OxyContin (OXYFLAG=1), or other-specify drug responses that are not asked about explicitly in the Pain Relievers module but fall into this category (ANALNEWA, ANALNEWB, ANALNEWC, ANALNEWD, or ANALNEWE in (4046, 4047, 4052, 4065, 4072, 4117)).

OXYCOP2	Len: 1	OXYCODONE PRODUCTS	Freq	Pct
	0 =	No/Unknown (Otherwise)	51461	93.11
	1 =	Yes (See comment above).....	3810	6.89

The following variable, HYDCODOP, was assigned a positive response if a respondent indicated ever using vicodin, lortab, or lorcet (VICOLOR2=1), hydrocodone (HYDROCD2=1), or other-specify drug responses that are not asked about explicitly in the Pain Relievers module but fall into this category (ANALNEWA, ANALNEWB, ANALNEWC, ANALNEWD, or ANALNEWE in (4033, 4097, 4105, 4125, 4143, 4144)).

HYDCODOP	Len: 1	HYDROCODONE PRODUCTS	Freq	Pct
	0 =	No/Unknown (Otherwise)	49817	90.13
	1 =	Yes (See comment above).....	5454	9.87

The following variable, TRAMADP, was assigned a positive response if a respondent indicated ever using tramadol (TRAMADL2=1), ultram (ULTRAM2=1), or other-specify drug responses that are not asked about explicitly in the Pain Relievers module but fall into this category (ANALNEWA, ANALNEWB, ANALNEWC, ANALNEWD, or ANALNEWE in (4083, 4133)).

TRAMADP	Len: 1	TRAMADOL PRODUCTS	Freq	Pct
	0 =	No/Unknown (Otherwise)	54370	98.37
	1 =	Yes (See comment above).....	901	1.63

KLONOP12	Len: 1	EVER USED KLONOPIN OR CLONAZEPAM	Freq	Pct
	0 =	No/Unknown (Otherwise)	53690	97.14
	1 =	Yes (KLONOPIN=1,3).....	1581	2.86

XNAXATV2	Len: 1	EVER USED XANAX, ALPRAZOLAM, ATIVAN	Freq	Pct
	0 =	No/Unknown (Otherwise)	51644	93.44
	1 =	Yes (XNAXATVN=1,3).....	3627	6.56

VALMDIA2	Len: 1	EVER USED VALIUM OR DIAZEPAM	Freq	Pct
	0 =	No/Unknown (Otherwise)	52869	95.65
	1 =	Yes (VALMDIAZ=1,3)	2402	4.35

ATARAX2	Len: 1	EVER USED ATARAX	Freq	Pct
	0 =	No/Unknown (Otherwise)	55212	99.89
	1 =	Yes (TRNCARD and ATARAX=1,3).....	59	0.11

BUSPAR2	Len: 1	EVER USED BUSPAR	Freq	Pct
	0 =	No/Unknown (Otherwise)	55087	99.67
	1 =	Yes (TRNCARD and BUSPAR=1,3)	184	0.33

EQUANIL2	Len: 1	EVER USED EQUANIL	Freq	Pct
	0 =	No/Unknown (Otherwise)	55255	99.97
	1 =	Yes (TRNCARD and EQUANIL=1,3).....	16	0.03

RECODED DRUG USE

FLEXERL2	Len: 1	EVER USED FLEXERIL	Freq	Pct
		0 = No/Unknown (Otherwise)	54626	98.83
		1 = Yes (TRNCARD and FLEXERIL=1,3)	645	1.17
LIBRIUM2	Len: 1	EVER USED LIBRIUM	Freq	Pct
		0 = No/Unknown (Otherwise)	55200	99.87
		1 = Yes (TRNCARD and LIBRIUM=1,3)	71	0.13
LIMBTRL2	Len: 1	EVER USED LIMBITROL	Freq	Pct
		0 = No/Unknown (Otherwise)	55257	99.97
		1 = Yes (TRNCARD and LIMBTROL=1,3)	14	0.03
MEPROB2	Len: 1	EVER USED MEPROBAMATE	Freq	Pct
		0 = No/Unknown (Otherwise)	55234	99.93
		1 = Yes (TRNCARD and MEPROB=1,3)	37	0.07
MILTOWN2	Len: 1	EVER USED MILTOWN	Freq	Pct
		0 = No/Unknown (Otherwise)	55256	99.97
		1 = Yes (TRNCARD and MILTOWN=1,3)	15	0.03
ROHYPNL2	Len: 1	EVER USED ROHYPNOL	Freq	Pct
		0 = No/Unknown (Otherwise)	55212	99.89
		1 = Yes (TRNCARD and ROHYPNOL=1,3)	59	0.11
SERAX2	Len: 1	EVER USED SERAX	Freq	Pct
		0 = No/Unknown (Otherwise)	55250	99.96
		1 = Yes (TRNCARD and SERAX=1,3)	21	0.04
SOMA2	Len: 1	EVER USED SOMA	Freq	Pct
		0 = No/Unknown (Otherwise)	54616	98.81
		1 = Yes (TRNCARD and SOMA=1,3)	655	1.19
TRANXEN2	Len: 1	EVER USED TRANXENE	Freq	Pct
		0 = No/Unknown (Otherwise)	55242	99.95
		1 = Yes (TRNCARD and TRANXENE=1,3)	29	0.05
VISTAR2	Len: 1	EVER USED VISTARIL	Freq	Pct
		0 = No/Unknown (Otherwise)	55184	99.84
		1 = Yes (TRNCARD and VISTAR=1,3)	87	0.16
OTHTRN	Len: 1	EVER USED OTHER TRANQUILIZERS	Freq	Pct
		0 = No/Unknown (Otherwise)	53827	97.39
		1 = Yes (TRNCARD or TRNOLST=1,3)	1444	2.61

RECODED DRUG USE

The following variable, BENZOS, was assigned a positive response if a respondent indicated ever using klonopin or clonazepam (KLONOP12=1), xanax, alprazolam, ativan, or lorazepam (XNAXATV2=1), valium or diazepam (VALMDIA2=1), librium (LIBRIUM2=1), limbitrol (LIMBTRL2=1), rohypnol (ROHYPNL2=1), serax (SERAX2=1), tranxene (TRANXEN2=1), or other-specify drug responses that are not asked about explicitly in the Tranquilizers module but fall into this category (TRNEWA, TRNEWB, TRNEWC, TRNEWD, or TRNEWE in (229, 237, 278, 296, 2004, 2022, 2026)).

BENZOS	Len: 1	BENZODIAZEPINE PRODUCTS	Freq	Pct
		0 = No/Unknown (Otherwise)	50557	91.47
		1 = Yes (See comment above).....	4714	8.53

The following variable, MEPROBPD, was assigned a positive response if a respondent indicated ever using equanil (EQUANIL2=1), meprobamate (MEPROB2=1), or miltown (MILTOWN2=1), or other-specify drug responses that are not asked about explicitly in the Tranquilizers module but fall into this category (TRNEWA, TRNEWB, TRNEWC, TRNEWD, or TRNEWE in (214)).

MEPROBPD	Len: 1	MEPROBAMATE PRODUCTS	Freq	Pct
		0 = No/Unknown (Otherwise)	55213	99.90
		1 = Yes (See comment above).....	58	0.10

The following variable, MUSCRELX, was assigned a positive response if a respondent indicated ever using flexeril (FLEXERL2=1), soma (SOMA2=1), or other-specify drug responses that are not asked about explicitly in the Tranquilizers module but fall into this category (TRNEWA, TRNEWB, TRNEWC, TRNEWD, or TRNEWE in (223, 288, 290, 462, 2002, 2006)).

MUSCRELX	Len: 1	MUSCLE RELAXANTS	Freq	Pct
		0 = No/Unknown (Otherwise)	54223	98.10
		1 = Yes (See comment above).....	1048	1.90

METHDES2	Len: 1	EVER USED METHAMPHETAMINE, DESOXYN, OR METHEDRINE	Freq	Pct
		0 = No/Unknown (Otherwise)	53486	96.77
		1 = Yes (METHDES=1,3).....	1785	3.23

DIETPIL2	Len: 1	EVER USED DIET PILLS	Freq	Pct
		0 = No/Unknown (Otherwise)	54020	97.74
		1 = Yes (DIETPILS=1,3)	1251	2.26

RITMPHE2	Len: 1	EVER USED RITALIN/METHYLPHENIDATE	Freq	Pct
		0 = No/Unknown (Otherwise)	53639	97.05
		1 = Yes (RITMPHEN=1,3).....	1632	2.95

CYLERT2	Len: 1	EVER USED CYLERT	Freq	Pct
		0 = No/Unknown (Otherwise)	55236	99.94
		1 = Yes (STMCARD and CYLERT=1,3).....	35	0.06

DEXED2	Len: 1	EVER USED DEXEDRINE	Freq	Pct
		0 = No/Unknown (Otherwise)	55015	99.54
		1 = Yes (STMCARD and DEXED=1,3).....	256	0.46

DETAMP2	Len: 1	EVER USED DEXTROAMPHETAMINE	Freq	Pct
		0 = No/Unknown (Otherwise)	55020	99.55
		1 = Yes (STMCARD and DETAMP=1,3).....	251	0.45

DIDREX2	Len: 1	EVER USED DIDREX	Freq	Pct
		0 = No/Unknown (Otherwise)	55246	99.95
		1 = Yes (STMCARD and DIDREX=1,3)	25	0.05

RECODED DRUG USE

ESKAT2	Len: 1	EVER USED ESKATROL	Freq	Pct
		0 = No/Unknown (Otherwise)	55247	99.96
		1 = Yes (STMCARD and ESKAT=1,3)	24	0.04

IONAMIN2	Len: 1	EVER USED IONAMIN	Freq	Pct
		0 = No/Unknown (Otherwise)	55241	99.95
		1 = Yes (STMCARD and IONAMIN=1,3)	30	0.05

MAZANOR2	Len: 1	EVER USED MAZANOR	Freq	Pct
		0 = No/Unknown (Otherwise)	55259	99.98
		1 = Yes (STMCARD and MAZANOR=1,3)	12	0.02

OBLA2	Len: 1	EVER USED OBEDRIN-LA	Freq	Pct
		0 = No/Unknown (Otherwise)	55264	99.99
		1 = Yes (STMCARD and OBLA=1,3)	7	0.01

PLEGINE2	Len: 1	EVER USED PLEGINE	Freq	Pct
		0 = No/Unknown (Otherwise)	55259	99.98
		1 = Yes (STMCARD and PLEGINE=1,3)	12	0.02

PRELUDN2	Len: 1	EVER USED PRELUDIN	Freq	Pct
		0 = No/Unknown (Otherwise)	55228	99.92
		1 = Yes (STMCARD and PRELUDIN=1,3)	43	0.08

SANOREX2	Len: 1	EVER USED SANOREX	Freq	Pct
		0 = No/Unknown (Otherwise)	55245	99.95
		1 = Yes (STMCARD and SANOREX=1,3)	26	0.05

TENUATE2	Len: 1	EVER USED TENUATE	Freq	Pct
		0 = No/Unknown (Otherwise)	55244	99.95
		1 = Yes (STMCARD and TENUATE=1,3)	27	0.05

OTHSTM	Len: 1	EVER USED OTHER STIMULANTS	Freq	Pct
		0 = No/Unknown (Otherwise)	54068	97.82
		1 = Yes (STMCARD or STMNOLST=1,3)	1203	2.18

The following variable, AMDXPHEN, was assigned a positive response if a respondent indicated ever using prescription diet pills (DIETPIL2=1), dextedrine (DEXED2=1), dextroamphetamine (DETAMP2=1), ionamin (IONAMIN2=1), or other-specify drug responses that are not asked about explicitly in the Stimulants module but fall into this category (STIMNEWA, STIMNEWB, STIMNEWC, STIMNEWD, or STIMNEWE in (302, 309, 3015, 3023, 3069, 3086, 3097, 3111)).

AMDXPHEN	Len: 1	AMPHETAMINE, DEXTROAMPHETAMINE, & PHENTERMINE PROD	Freq	Pct
		0 = No/Unknown (Otherwise)	53409	96.63
		1 = Yes (See comment above)	1862	3.37

The following variable, MAZINDOL, was assigned a positive response if a respondent indicated ever using mazanor (MAZANOR2=1), sanorex (SANOREX2=1), or other-specify drug responses that are not asked about explicitly in the Stimulants module but fall into this category (STIMNEWA, STIMNEWB, STIMNEWC, STIMNEWD, or STIMNEWE in (317)).

MAZINDOL	Len: 1	MAZINDOL PRODUCTS	Freq	Pct
		0 = No/Unknown (Otherwise)	55237	99.94
		1 = Yes (See comment above)	34	0.06

RECODED DRUG USE

The following variable, METHDEXM, was assigned a positive response if a respondent indicated ever using ritalin (RITMPHE2=1) or other-specify drug responses that are not asked about explicitly in the Stimulants module but fall into this category (STIMNEWA, STIMNEWB, STIMNEWC, STIMNEWD, or STIMNEWE in (3077, 3092, 3094, 3102, 3112, 3114, 3124)).

METHDEXM	Len: 1	METHYLPHENIDATE/DEXMETHYLPHENIDATE PRODUCTS	Freq	Pct
	0 =	No/Unknown (Otherwise)	53630	97.03
	1 =	Yes (See comment above).....	1641	2.97
METHAQ2	Len: 1	EVER USED METHAQUALONE, SOPOR, QUALLUDE	Freq	Pct
	0 =	No/Unknown (Otherwise)	54780	99.11
	1 =	Yes (METHAQ=1,3).....	491	0.89
NEMBBAR2	Len: 1	EVER USED BARBITURATES	Freq	Pct
	0 =	No/Unknown (Otherwise)	55024	99.55
	1 =	Yes (NEMBBARB=1,3)	247	0.45
RESTTMA2	Len: 1	EVER USED RESTORIL OR TEMAZEPAM	Freq	Pct
	0 =	No/Unknown (Otherwise)	55052	99.60
	1 =	Yes (RESTTMAZ=1,3).....	219	0.40
AMYTAL2	Len: 1	EVER USED AMYTAL	Freq	Pct
	0 =	No/Unknown (Otherwise)	55235	99.93
	1 =	Yes (SEDCARD and AMYTAL=1,3).....	36	0.07
BUTISOL2	Len: 1	EVER USED BUTISOL	Freq	Pct
	0 =	No/Unknown (Otherwise)	55246	99.95
	1 =	Yes (SEDCARD and BUTISOL=1,3).....	25	0.05
CHHYD2	Len: 1	EVER USED CHLORAL HYDRATE	Freq	Pct
	0 =	No/Unknown (Otherwise)	55249	99.96
	1 =	Yes (SEDCARD and CHHYD=1,3)	22	0.04
DALMANE2	Len: 1	EVER USED DALMANE	Freq	Pct
	0 =	No/Unknown (Otherwise)	55246	99.95
	1 =	Yes (SEDCARD and DALMANE=1,3).....	25	0.05
HALCION2	Len: 1	EVER USED HALCION	Freq	Pct
	0 =	No/Unknown (Otherwise)	55202	99.88
	1 =	Yes (SEDCARD and HALCION=1,3)	69	0.12
PHENOBR2	Len: 1	EVER USED PHENOBARBITAL	Freq	Pct
	0 =	No/Unknown (Otherwise)	55133	99.75
	1 =	Yes (SEDCARD and PHENOBAR=1,3).....	138	0.25
PLACIDY2	Len: 1	EVER USED PLACIDYL	Freq	Pct
	0 =	No/Unknown (Otherwise)	55209	99.89
	1 =	Yes (SEDCARD and PLACIDYL=1,3).....	62	0.11

RECODED DRUG USE

TUINAL2	Len: 1	EVER USED TUINAL	Freq	Pct
		0 = No/Unknown (Otherwise)	55198	99.87
		1 = Yes (SEDCARD and TUINAL=1,3)	73	0.13

OTHSED	Len: 1	EVER USED OTHER SEDATIVES	Freq	Pct
		0 = No/Unknown (Otherwise)	54725	99.01
		1 = Yes (SEDCARD or SEDNOLST=1,3).....	546	0.99

RTDALHAL	Len: 1	TEMAZEPAM, FLURAZEPAM, OR TRIAZOLAM	Freq	Pct
		0 = No/Unknown (Otherwise)	54990	99.49
		1 = Yes (RETTMA2=1 or DALMANE2=1 or HALCION2=1)	281	0.51

The following variable, ANYBARB, was assigned a positive response if a respondent indicated ever using barbiturates (NEMBBAR2=1), amytal (AMYTAL2=1), butisol (BUTISOL2=1), phenobarbital (PHENOBR2=1), tuinal (TUINAL2=1), or other-specify drug responses that are not asked about explicitly in the Sedatives module but fall into this category (SEDNEWA, SEDNEWB, SEDNEWC, SEDNEWD, or SEDNEWE in (153, 156, 186, 195, 1012)).

ANYBARB	Len: 1	ANY BARBITURATES	Freq	Pct
		0 = No/Unknown (Otherwise)	54916	99.36
		1 = Yes (See comment above).....	355	0.64

CIGAFU	Len: 1	CIGARETTE AGE OF FIRST USE - CATEGORIZED RECODE	Freq	Pct
		1 = 14 Years or Younger (IRCIGAGE=1-14)	10695	19.35
		2 = 15-17 Years Old (IRCIGAGE=15-17)	10101	18.28
		3 = 18 Years or Older (IRCIGAGE=18+)	8416	15.23
		4 = Non Users (IRCIGAGE=991)	26059	47.15

DCIGAFU	Len: 1	DAILY CIG AGE OF FIRST USE - CATEGORIZED RECODE	Freq	Pct
		1 = 14 Years or Younger (IRCDUAGE=1-14).....	2339	4.23
		2 = 15-17 Years Old (IRCDUAGE=15-17).....	5282	9.56
		3 = 18 Years or Older (IRCDUAGE=18+).....	7643	13.83
		4 = Non Users or Non Daily Users (IRCDUAGE=991,993).....	40007	72.38

ALCAFU	Len: 1	ALCOHOL AGE OF FIRST USE - CATEGORIZED RECODE	Freq	Pct
		1 = 14 Years or Younger (IRALCAGE=1-14).....	10087	18.25
		2 = 15-17 Years Old (IRALCAGE=15-17).....	15513	28.07
		3 = 18 Years or Older (IRALCAGE=18+)	15094	27.31
		4 = Non Users (IRALCAGE=991).....	14577	26.37

ALCAFU2	Len: 1	ALCOHOL AGE OF FIRST USE - CATEGORIZED RECODE 2	Freq	Pct
		1 = 13 Years or Younger (IRALCAGE=1-13).....	6417	11.61
		2 = 14-17 Years Old (IRALCAGE=14-17).....	19183	34.71
		3 = 18-20 Years Old (IRALCAGE=18-20).....	9212	16.67
		4 = 21 Years or Older (IRALCAGE=21+)	5882	10.64
		5 = Non Users (IRALCAGE=991).....	14577	26.37

ALCAFU3	Len: 1	ALCOHOL AGE OF FIRST USE - CATEGORIZED RECODE 3	Freq	Pct
		1 = 14 Years or Younger (IRALCAGE=1-14).....	10087	18.25
		2 = 15-17 Years Old (IRALCAGE=15-17).....	15513	28.07
		3 = 18-20 Years Old (IRALCAGE=18-20).....	9212	16.67
		4 = 21 Years or Older (IRALCAGE=21+)	5882	10.64
		5 = Non Users (IRALCAGE=991).....	14577	26.37

RECODED DRUG USE

MJAFU	Len: 1	MARIJUANA AGE OF FIRST USE - CATEGORIZED RECODE	Freq	Pct
		1 = 14 Years or Younger (IRMJAGE=1-14)	5861	10.60
		2 = 15-17 Years Old (IRMJAGE=15-17)	9055	16.38
		3 = 18 Years or Older (IRMJAGE=18+)	8558	15.48
		4 = Non Users (IRMJAGE=991)	31797	57.53

ALCYDAYS	Len: 1	# OF DAYS USED ALCOHOL IN PAST YEAR	Freq	Pct
		1 = 1-11 Days (IRALCFY=1-11)	7990	14.46
		2 = 12-49 Days (IRALCFY=12-49)	9218	16.68
		3 = 50-99 Days (IRALCFY=50-99)	5576	10.09
		4 = 100-299 Days (IRALCFY=100-299)	10021	18.13
		5 = 300-365 Days (IRALCFY=300-365)	1566	2.83
		6 = Non User or No Past Year Use (IRALCFY=991,993)	20900	37.81

MRJYDAYS	Len: 1	# OF DAYS USED MARIJUANA IN PAST YEAR	Freq	Pct
		1 = 1-11 Days (IRMJFY=1-11)	2850	5.16
		2 = 12-49 Days (IRMJFY=12-49)	1705	3.08
		3 = 50-99 Days (IRMJFY=50-99)	980	1.77
		4 = 100-299 Days (IRMJFY=100-299)	2378	4.30
		5 = 300-365 Days (IRMJFY=300-365)	1730	3.13
		6 = Non User or No Past Year Use (IRMJFY=991,993)	45628	82.55

COCYDAYS	Len: 1	# OF DAYS USED COCAINE IN PAST YEAR	Freq	Pct
		1 = 1-11 Days (IRCOCFY=1-11)	681	1.23
		2 = 12-49 Days (IRCOCFY=12-49)	230	0.42
		3 = 50-99 Days (IRCOCFY=50-99)	108	0.20
		4 = 100-299 Days (IRCOCFY=100-299)	101	0.18
		5 = 300-365 Days (IRCOCFY=300-365)	13	0.02
		6 = Non User or No Past Year Use (IRCOCFY=991,993)	54138	97.95

HALYDAYS	Len: 1	# OF DAYS USED HALLUCINOGENS IN PAST YEAR	Freq	Pct
		1 = 1-11 Days (IRHALFY=1-11)	1018	1.84
		2 = 12-49 Days (IRHALFY=12-49)	177	0.32
		3 = 50-99 Days (IRHALFY=50-99)	91	0.16
		4 = 100-299 Days (IRHALFY=100-299)	46	0.08
		5 = 300-365 Days (IRHALFY=300-365)	13	0.02
		6 = Non User or No Past Year Use (IRHALFY=991,993)	53926	97.57

INHYDAYS	Len: 1	# OF DAYS USED INHALANTS IN PAST YEAR	Freq	Pct
		1 = 1-11 Days (IRINHFY=1-11)	302	0.55
		2 = 12-49 Days (IRINHFY=12-49)	130	0.24
		3 = 50-99 Days (IRINHFY=50-99)	56	0.10
		4 = 100-299 Days (IRINHFY=100-299)	51	0.09
		5 = 300-365 Days (IRINHFY=300-365)	6	0.01
		6 = Non User or No Past Year Use (IRINHFY=991,993)	54726	99.01

STMYDAYS	Len: 1	# OF DAYS USED STIMULANTS IN PAST YEAR	Freq	Pct
		1 = 1-11 Days (IRSTMFY=1-11)	468	0.85
		2 = 12-49 Days (IRSTMFY=12-49)	228	0.41
		3 = 50-99 Days (IRSTMFY=50-99)	95	0.17
		4 = 100-299 Days (IRSTMFY=100-299)	146	0.26
		5 = 300-365 Days (IRSTMFY=300-365)	26	0.05
		6 = Non User or No Past Year Use (IRSTMFY=991,993)	54308	98.26

RECODED DRUG USE

CIGMDAYS	Len: 1	# OF DAYS USED CIGARETTES IN PAST MONTH	Freq	Pct
	1	= 1-2 Days (IRCIGFM=1-2)	1365	2.47
	2	= 3-5 Days (IRCIGFM=3-5)	1014	1.83
	3	= 6-19 Days (IRCIGFM=6-19)	1562	2.83
	4	= 20-29 Days (IRCIGFM=20-29)	1348	2.44
	5	= 30 Days (IRCIGFM=30)	6315	11.43
	6	= Non User or No Past Month Use (IRCIGFM=91,93)	43667	79.01
ALCMDAYS	Len: 1	# OF DAYS USED ALCOHOL IN PAST MONTH	Freq	Pct
	1	= 1-2 Days (IRALCFM=1-2)	7842	14.19
	2	= 3-5 Days (IRALCFM=3-5)	7203	13.03
	3	= 6-19 Days (IRALCFM=6-19)	7848	14.20
	4	= 20-30 Days (IRALCFM=20-30)	3378	6.11
	5	= Non User or No Past Month Use (IRALCFM=91,93)	29000	52.47
MRJMDAYS	Len: 1	# OF DAYS USED MARIJUANA IN PAST MONTH	Freq	Pct
	1	= 1-2 Days (IRMJFM=1-2)	1355	2.45
	2	= 3-5 Days (IRMJFM=3-5)	959	1.74
	3	= 6-19 Days (IRMJFM=6-19)	1215	2.20
	4	= 20-30 Days (IRMJFM=20-30)	2444	4.42
	5	= Non User or No Past Month Use (IRMJFM=91,93)	49298	89.19
COCMDAYS	Len: 1	# OF DAYS USED COCAINE IN PAST MONTH	Freq	Pct
	1	= 1-2 Days (IRCOCFM=1-2)	198	0.36
	2	= 3-5 Days (IRCOCFM=3-5)	78	0.14
	3	= 6-19 Days (IRCOCFM=6-19)	55	0.10
	4	= 20-30 Days (IRCOCFM=20-30)	32	0.06
	5	= Non User or No Past Month Use (IRCOCFM=91,93)	54908	99.34
HALMDAYS	Len: 1	# OF DAYS USED HALLUCINOGENS IN PAST MONTH	Freq	Pct
	1	= 1-2 Days (IRHALFM=1-2)	265	0.48
	2	= 3-5 Days (IRHALFM=3-5)	58	0.10
	3	= 6-19 Days (IRHALFM=6-19)	21	0.04
	4	= 20-30 Days (IRHALFM=20-30)	13	0.02
	5	= Non User or No Past Month Use (IRHALFM=91,93)	54914	99.35
INHMDAYS	Len: 1	# OF DAYS USED INHALANTS IN PAST MONTH	Freq	Pct
	1	= 1-2 Days (IRINHFM=1-2)	94	0.17
	2	= 3-5 Days (IRINHFM=3-5)	39	0.07
	3	= 6-19 Days (IRINHFM=6-19)	36	0.07
	4	= 20-30 Days (IRINHFM=20-30)	6	0.01
	5	= Non User or No Past Month Use (IRINHFM=91,93)	55096	99.68
CIGPDAY	Len: 1	# OF CIGARETTES SMOKED PER DAY AMONG DAILY SMOKERS	Freq	Pct
	1	= Fewer Than 6 (CIG30AV=1,2,3 and IRCIGFM=30)	1508	2.73
	2	= 6-15 (CIG30AV=4 and IRCIGFM=30)	2540	4.60
	3	= 16-25 (CIG30AV=5 and IRCIGFM=30)	1809	3.27
	4	= 26 or More (CIG30AV=6,7 and IRCIGFM=30)	449	0.81
	5	= Not Reported (CIG30AV=85,94,97,98 and IRCIGFM=30)	9	0.02
	6	= No Daily Use (CIG30AV=91,93 or IRCIGFM=1-29,91,93)	48956	88.57
CIG1PACK	Len: 1	SMKED 1+ PCK OF CIGS PER DAY AMNG DLY SMKERS (1/0)	Freq	Pct
	.	= No daily use/not reported (CIGPDAY=5,6)	48965	88.59
	0	= Smoked <1 pack per day (CIGPDAY=1,2)	4048	7.32
	1	= Smoked 1+ pack per day (CIGPDAY=3,4)	2258	4.09

RECODED DRUG USE

The following variable, CIGAVGD, was defined as the midpoint of the range the respondent reported as the average number of cigarettes smoked per day on the days cigarettes were smoked in the past month (CIG30AV).

CIGAVGD	Len: 4	AVG NUMBER OF CIGARETTES SMOKED PER DAY	Freq	Pct
.		= Not Used/Unknown (Otherwise).....	43694	79.05
0.5		= Less than 1 cigarette (CIG30AV=1).....	1209	2.19
1		= 1 cigarette (CIG30AV=2).....	1324	2.40
3.5		= 2 to 5 cigarettes (CIG30AV=3).....	3347	6.06
10.5		= 6 to 15 cigarettes (CIG30AV=4).....	3196	5.78
20.5		= 16 to 25 cigarettes (CIG30AV=5).....	1977	3.58
30.5		= 26 to 35 cigarettes (CIG30AV=6).....	378	0.68
50		= More than 35 cigarettes (CIG30AV=7).....	146	0.26

The following variable, CIGAVGM, was defined as the product of the number of days a user smoked cigarettes in the past month (IRCIGFM) and the average number of cigarettes smoked per day on the days cigarettes were smoked in the past month (CIGAVGD).

CIGAVGM	Len: 6	NUMBER OF CIGARETTES SMOKED PER USER IN PAST MONTH	Freq	Pct
		RANGE = 0.5 - 1500.....	11577	20.95
.		= Not Used/Unknown (CIGAVGD=. or IRCIGFM=91,93).....	43694	79.05

The following variable, ALCVGM, was defined as the product of the number of days a user consumed alcohol in the past month (IRALCFM) and the average number of drinks consumed per day on the days alcohol was used in the past month (NODR30A). A value of missing was assigned whenever a respondent said that they had not used alcohol in the past month (IRALCFM=91, 93 or NODR30A=991, 993) or the average number of drinks consumed per day on the days alcohol was used in the past month was unknown (NODR30A=985, 994, 997, 998) or logically assigned to 5 or more (NODR30A=975).

ALCAVGM	Len: 4	NUMBER OF ALC BEVS DRANK PER USER IN PAST MONTH	Freq	Pct
		RANGE = 1 - 2250.....	24686	44.66
.		= Not Used/Unknown (See comment above).....	30585	55.34

FUCIG18	Len: 1	FIRST USED CIGARETTES PRIOR TO AGE 18	Freq	Pct
		1 = Yes (IRCIGAGE<18).....	20796	37.63
		2 = No (IRCIGAGE>=18).....	34475	62.37

FUCIG21	Len: 1	FIRST USED CIGARETTES PRIOR TO AGE 21	Freq	Pct
		1 = Yes (IRCIGAGE<21).....	26749	48.40
		2 = No (IRCIGAGE>=21).....	28522	51.60

FUCD218	Len: 1	FIRST USED CIGARETTES DAILY PRIOR TO AGE 18	Freq	Pct
		1 = Yes (IRCDUAGE<18).....	7621	13.79
		2 = No (IRCDUAGE>=18).....	47650	86.21

FUCD221	Len: 1	FIRST USED CIGARETTES DAILY PRIOR TO AGE 21	Freq	Pct
		1 = Yes (IRCDUAGE<21).....	12715	23.00
		2 = No (IRCDUAGE>=21).....	42556	77.00

FUCGR18	Len: 1	FIRST USED CIGARS PRIOR TO AGE 18	Freq	Pct
		1 = Yes (IRCGRAGE<18).....	6240	11.29
		2 = No (IRCGRAGE>=18).....	49031	88.71

FUCGR21	Len: 1	FIRST USED CIGARS PRIOR TO AGE 21	Freq	Pct
		1 = Yes (IRCGRAGE<21).....	11569	20.93
		2 = No (IRCGRAGE>=21).....	43702	79.07

RECODED DRUG USE

FUSLT18	Len: 1	FIRST USED SMOKELESS TOBACCO PRIOR TO AGE 18	Freq	Pct
		1 = Yes (IRSLTAGE<18)	6069	10.98
		2 = No (IRSLTAGE>=18)	49202	89.02
FUSLT21	Len: 1	FIRST USED SMOKELESS TOBACCO PRIOR TO AGE 21	Freq	Pct
		1 = Yes (IRSLTAGE<21)	8096	14.65
		2 = No (IRSLTAGE>=21)	47175	85.35
FUALC18	Len: 1	FIRST USED ALCOHOL PRIOR TO AGE 18	Freq	Pct
		1 = Yes (IRALCAGE<18)	25600	46.32
		2 = No (IRALCAGE>=18)	29671	53.68
FUALC21	Len: 1	FIRST USED ALCOHOL PRIOR TO AGE 21	Freq	Pct
		1 = Yes (IRALCAGE<21)	34812	62.98
		2 = No (IRALCAGE>=21)	20459	37.02
FUMJ18	Len: 1	FIRST USED MARIJUANA PRIOR TO AGE 18	Freq	Pct
		1 = Yes (IRMJAGE<18)	14916	26.99
		2 = No (IRMJAGE>=18)	40355	73.01
FUMJ21	Len: 1	FIRST USED MARIJUANA PRIOR TO AGE 21	Freq	Pct
		1 = Yes (IRMJAGE<21)	20307	36.74
		2 = No (IRMJAGE>=21)	34964	63.26
FUCOC18	Len: 1	FIRST USED COCAINE PRIOR TO AGE 18	Freq	Pct
		1 = Yes (IRCOCAGE<18)	1764	3.19
		2 = No (IRCOCAGE>=18)	53507	96.81
FUCOC21	Len: 1	FIRST USED COCAINE PRIOR TO AGE 21	Freq	Pct
		1 = Yes (IRCOCAGE<21)	3960	7.16
		2 = No (IRCOCAGE>=21)	51311	92.84
FUCRK18	Len: 1	FIRST USED CRACK PRIOR TO AGE 18	Freq	Pct
		1 = Yes (IRCRKAGE<18)	308	0.56
		2 = No (IRCRKAGE>=18)	54963	99.44
FUCRK21	Len: 1	FIRST USED CRACK PRIOR TO AGE 21	Freq	Pct
		1 = Yes (IRCRKAGE<21)	709	1.28
		2 = No (IRCRKAGE>=21)	54562	98.72
FUHER18	Len: 1	FIRST USED HEROIN PRIOR TO AGE 18	Freq	Pct
		1 = Yes (IRHERAGE<18)	215	0.39
		2 = No (IRHERAGE>=18)	55056	99.61
FUHER21	Len: 1	FIRST USED HEROIN PRIOR TO AGE 21	Freq	Pct
		1 = Yes (IRHERAGE<21)	448	0.81
		2 = No (IRHERAGE>=21)	54823	99.19

RECODED DRUG USE

FUHAL18	Len: 1	FIRST USED HALLUCINOGENS PRIOR TO AGE 18	Freq	Pct
		1 = Yes (IRHALAGE<18)	3234	5.85
		2 = No (IRHALAGE>=18).....	52037	94.15
FUHAL21	Len: 1	FIRST USED HALLUCINOGENS PRIOR TO AGE 21	Freq	Pct
		1 = Yes (IRHALAGE<21)	5780	10.46
		2 = No (IRHALAGE>=21).....	49491	89.54
FULSD18	Len: 1	FIRST USED LSD PRIOR TO AGE 18	Freq	Pct
		1 = Yes (IRLSDAGE<18)	1912	3.46
		2 = No (IRLSDAGE>=18).....	53359	96.54
FULSD21	Len: 1	FIRST USED LSD PRIOR TO AGE 21	Freq	Pct
		1 = Yes (IRLSDAGE<21)	3353	6.07
		2 = No (IRLSDAGE>=21).....	51918	93.93
FUPCP18	Len: 1	FIRST USED PCP PRIOR TO AGE 18	Freq	Pct
		1 = Yes (IRPCPAGE<18).....	438	0.79
		2 = No (IRPCPAGE>=18).....	54833	99.21
FUPCP21	Len: 1	FIRST USED PCP PRIOR TO AGE 21	Freq	Pct
		1 = Yes (IRPCPAGE<21).....	690	1.25
		2 = No (IRPCPAGE>=21).....	54581	98.75
FUECS18	Len: 1	FIRST USED ECSTASY PRIOR TO AGE 18	Freq	Pct
		1 = Yes (IRECSAGE<18).....	1085	1.96
		2 = No (IRECSAGE>=18).....	54186	98.04
FUECS21	Len: 1	FIRST USED ECSTASY PRIOR TO AGE 21	Freq	Pct
		1 = Yes (IRECSAGE<21).....	2498	4.52
		2 = No (IRECSAGE>=21).....	52773	95.48
FUINH18	Len: 1	FIRST USED INHALANTS PRIOR TO AGE 18	Freq	Pct
		1 = Yes (IRINHAGE<18).....	2755	4.98
		2 = No (IRINHAGE>=18)	52516	95.02
FUINH21	Len: 1	FIRST USED INHALANTS PRIOR TO AGE 21	Freq	Pct
		1 = Yes (IRINHAGE<21).....	3724	6.74
		2 = No (IRINHAGE>=21)	51547	93.26
FUANL18	Len: 1	FIRST USED PAIN RELIEVERS PRIOR TO AGE 18	Freq	Pct
		1 = Yes (IRANLAGE<18)	3358	6.08
		2 = No (IRANLAGE>=18).....	51913	93.92
FUANL21	Len: 1	FIRST USED PAIN RELIEVERS PRIOR TO AGE 21	Freq	Pct
		1 = Yes (IRANLAGE<21)	5224	9.45
		2 = No (IRANLAGE>=21).....	50047	90.55

RECODED DRUG USE

FUOXY18	Len: 1	FIRST USED OXYCONTIN PRIOR TO AGE 18	Freq	Pct
		1 = Yes (IROXYAGE<18).....	621	1.12
		2 = No (IROXYAGE>=18).....	54650	98.88
FUOXY21	Len: 1	FIRST USED OXYCONTIN PRIOR TO AGE 21	Freq	Pct
		1 = Yes (IROXYAGE<21).....	1071	1.94
		2 = No (IROXYAGE>=21).....	54200	98.06
FUTRN18	Len: 1	FIRST USED TRANQUILIZERS PRIOR TO AGE 18	Freq	Pct
		1 = Yes (IRTRNAGE<18).....	1646	2.98
		2 = No (IRTRNAGE>=18).....	53625	97.02
FUTRN21	Len: 1	FIRST USED TRANQUILIZERS PRIOR TO AGE 21	Freq	Pct
		1 = Yes (IRTRNAGE<21).....	2890	5.23
		2 = No (IRTRNAGE>=21).....	52381	94.77
FUSTM18	Len: 1	FIRST USED STIMULANTS PRIOR TO AGE 18	Freq	Pct
		1 = Yes (IRSTMAGE<18).....	1568	2.84
		2 = No (IRSTMAGE>=18).....	53703	97.16
FUSTM21	Len: 1	FIRST USED STIMULANTS PRIOR TO AGE 21	Freq	Pct
		1 = Yes (IRSTMAGE<21).....	2701	4.89
		2 = No (IRSTMAGE>=21).....	52570	95.11
FUMTH18	Len: 1	FIRST USED METHAMPHETAMINE PRIOR TO AGE 18	Freq	Pct
		1 = Yes (IRMTHAGE<18).....	708	1.28
		2 = No (IRMTHAGE>=18).....	54563	98.72
FUMTH21	Len: 1	FIRST USED METHAMPHETAMINE PRIOR TO AGE 21	Freq	Pct
		1 = Yes (IRMTHAGE<21).....	1175	2.13
		2 = No (IRMTHAGE>=21).....	54096	97.87
FUSED18	Len: 1	FIRST USED SEDATIVES PRIOR TO AGE 18	Freq	Pct
		1 = Yes (IRSEDAGE<18).....	414	0.75
		2 = No (IRSEDAGE>=18).....	54857	99.25
FUSED21	Len: 1	FIRST USED SEDATIVES PRIOR TO AGE 21	Freq	Pct
		1 = Yes (IRSEDAGE<21).....	674	1.22
		2 = No (IRSEDAGE>=21).....	54597	98.78
FUPSY18	Len: 1	FIRST USED PSYCHOTHERAPEUTICS PRIOR TO AGE 18	Freq	Pct
		1 = Yes (PSYAGE2<18).....	4705	8.51
		2 = No (PSYAGE2>=18).....	50566	91.49
FUPSY21	Len: 1	FIRST USED PSYCHOTHERAPEUTICS PRIOR TO AGE 21	Freq	Pct
		1 = Yes (PSYAGE2<21).....	7378	13.35
		2 = No (PSYAGE2>=21).....	47893	86.65

RECODED DRUG USE

FUSUM18	Len: 1	FIRST USED ILLICIT DRUGS PRIOR TO AGE 18	Freq	Pct
		1 = Yes (SUMAGE<18).....	17035	30.82
		2 = No (SUMAGE>=18).....	38236	69.18
FUSUM21	Len: 1	FIRST USED ILLICIT DRUGS PRIOR TO AGE 21	Freq	Pct
		1 = Yes (SUMAGE<21).....	22632	40.95
		2 = No (SUMAGE>=21).....	32639	59.05
FUIEM18	Len: 1	FIRST USED ILL DRG OTH THAN MJ PRIOR TO AGE 18	Freq	Pct
		1 = Yes (IEMAGE<18).....	7963	14.41
		2 = No (IEMAGE>=18).....	47308	85.59
FUIEM21	Len: 1	FIRST USED ILL DRG OTH THAN MJ PRIOR TO AGE 21	Freq	Pct
		1 = Yes (IEMAGE<21).....	11997	21.71
		2 = No (IEMAGE>=21).....	43274	78.29

SELECTED UNEDITED VARIABLES

SELECTED UNEDITED VARIABLES

Now think about the past 30 days, from [DATEFILL] up to and including today. During the past 30 days, have you smoked part or all of a cigarette?

CG05	Len: 2	HAVE YOU SMOKED CIG IN PAST 30 DAYS	Freq	Pct
		1 = Yes	11597	20.98
		2 = No.....	17607	31.86
		94 = DON'T KNOW.....	7	0.01
		97 = REFUSED	1	0.00
		98 = BLANK (NO ANSWER).....	26059	47.15

How long has it been since you last smoked part or all of a cigarette?

CG06	Len: 2	TIME SINCE LAST SMOKE A CIG (IF NOT PAST MO)	Freq	Pct
		1 = More than 30 days ago but within the past 12 mos.....	2787	5.04
		2 = More than 12 months ago but within the past 3 yrs	2742	4.96
		3 = More than 3 years ago	12048	21.80
		94 = DON'T KNOW.....	19	0.03
		97 = REFUSED	11	0.02
		98 = BLANK (NO ANSWER).....	37664	68.14

What is your best guess of how long it has been since you last smoked part or all of a cigarette?

CG06DK	Len: 2	BEST GUESS TIME SINCE LAST SMOKE A CIGARETTE	Freq	Pct
		1 = More than 30 days ago but within the past 12 mos.....	6	0.01
		2 = More than 12 months ago but within the past 3 yrs	3	0.01
		3 = More than 3 years ago	3	0.01
		94 = DON'T KNOW.....	7	0.01
		98 = BLANK (NO ANSWER).....	55252	99.97

The answers that people give us about their cigarette smoking are important to this study's success. We know that this information is personal, but remember your answers will be kept confidential.

Please think again about answering this question: How long has it been since you last smoked part or all of a cigarette?

CG06RE	Len: 2	THINK AGAIN ABOUT ANS TIME SINCE LAST SMOKE A CIG	Freq	Pct
		1 = More than 30 days ago but within the past 12 mos.....	2	0.00
		3 = More than 3 years ago	3	0.01
		94 = DON'T KNOW.....	2	0.00
		97 = REFUSED	4	0.01
		98 = BLANK (NO ANSWER).....	55260	99.98

Now think about the past 30 days, that is, from [DATEFILL] up to and including today. During the past 30 days, have you used snuff, even once?

CG27	Len: 2	HAVE YOU USED SNUFF IN PAST 30 DAYS	Freq	Pct
		1 = Yes	1843	3.33
		2 = No.....	5824	10.54
		94 = DON'T KNOW.....	2	0.00
		97 = REFUSED	2	0.00
		98 = BLANK (NO ANSWER).....	47600	86.12

How long has it been since you last used snuff?

CG28	Len: 2	TIME SINCE LAST USE SNUFF (IF NOT PAST MO)	Freq	Pct
		1 = More than 30 days ago but within the past 12 mos.....	818	1.48
		2 = More than 12 months ago but within the past 3 yrs	985	1.78
		3 = More than 3 years ago	4004	7.24
		94 = DON'T KNOW.....	9	0.02
		97 = REFUSED	8	0.01
		98 = BLANK (NO ANSWER).....	49447	89.46

SELECTED UNEDITED VARIABLES

What is your best guess of how long it has been since you last used snuff?

CG28DK	Len: 2	BEST GUESS TIME SINCE LAST USE SNUFF	Freq	Pct
		1 = More than 30 days ago but within the past 12 mos.....	1	0.00
		2 = More than 12 months ago but within the past 3 yrs	1	0.00
		3 = More than 3 years ago	2	0.00
		94 = DON'T KNOW.....	5	0.01
		98 = BLANK (NO ANSWER).....	55262	99.98

The answers that people give us about their use of snuff are important to this study's success. We know that this information is personal, but remember your answers will be kept confidential.

Please think again about answering this question: How long has it been since you last used snuff?

CG28RE	Len: 2	THINK AGAIN ABOUT ANSWER TIME SINCE LAST USE SNUFF	Freq	Pct
		3 = More than 3 years ago	2	0.00
		94 = DON'T KNOW.....	2	0.00
		97 = REFUSED	4	0.01
		98 = BLANK (NO ANSWER).....	55263	99.99

Now think about the past 30 days, that is, from [DATEFILL] up to and including today. During the past 30 days, have you used chewing tobacco, even once?

CG19	Len: 2	HAVE YOU USED CHEW IN PAST 30 DAYS	Freq	Pct
		1 = Yes	814	1.47
		2 = No.....	5539	10.02
		94 = DON'T KNOW.....	3	0.01
		97 = REFUSED	5	0.01
		98 = BLANK (NO ANSWER).....	48910	88.49

How long has it been since you last used chewing tobacco?

CG20	Len: 2	TIME SINCE LAST USED CHEW (IF NOT PAST MO)	Freq	Pct
		1 = More than 30 days ago but within the past 12 mos.....	645	1.17
		2 = More than 12 months ago but within the past 3 yrs	834	1.51
		3 = More than 3 years ago	4047	7.32
		94 = DON'T KNOW.....	11	0.02
		97 = REFUSED	2	0.00
		98 = BLANK (NO ANSWER).....	49732	89.98

What is your best guess of how long it has been since you last used chewing tobacco?

CG20DK	Len: 2	BEST GUESS HOW LONG SINCE USED CHEWING TOBACCO	Freq	Pct
		2 = More than 12 months ago but within the past 3 yrs	3	0.01
		3 = More than 3 years ago	4	0.01
		94 = DON'T KNOW.....	3	0.01
		97 = REFUSED	1	0.00
		98 = BLANK (NO ANSWER).....	55260	99.98

The answers that people give us about their use of chewing tobacco are important to this study's success. We know that this information is personal, but remember your answers will be kept confidential.

Please think again about answering this question: How long has it been since you last used chewing tobacco?

CG20RE	Len: 2	THINK AGAIN ABOUT ANSWER HOW LONG SINCE USED CHEW	Freq	Pct
		94 = DON'T KNOW.....	1	0.00
		97 = REFUSED	1	0.00
		98 = BLANK (NO ANSWER).....	55269	100.0

SELECTED UNEDITED VARIABLES

Now think about the past 30 days, from [DATEFILL] up to and including today. During the past 30 days, have you smoked part or all of any type of cigar?

CG36	Len: 2	HAVE YOU SMOKED CIGAR IN PAST 30 DAYS	Freq	Pct
		1 = Yes	2882	5.21
		2 = No.....	14057	25.43
		94 = DON'T KNOW.....	2	0.00
		97 = REFUSED	3	0.01
		98 = BLANK (NO ANSWER).....	38327	69.34

How long has it been since you last smoked part or all of any type of cigar?

CG37	Len: 2	TIME SINCE LAST SMOKED CIGAR (IF NOT PAST MO)	Freq	Pct
		1 = More than 30 days ago but within the past 12 mos.....	3126	5.66
		2 = More than 12 months ago but within the past 3 yrs	3206	5.80
		3 = More than 3 years ago	7692	13.92
		94 = DON'T KNOW.....	28	0.05
		97 = REFUSED	5	0.01
		98 = BLANK (NO ANSWER).....	41214	74.57

What is your best guess of how long it has been since you last smoked part or all of any type of cigar?

CG37DK	Len: 2	BEST GUESS TIME SINCE LAST SMOKED CIGAR	Freq	Pct
		1 = More than 30 days ago but within the past 12 mos.....	5	0.01
		2 = More than 12 months ago but within the past 3 yrs	9	0.02
		3 = More than 3 years ago	8	0.01
		94 = DON'T KNOW.....	4	0.01
		97 = REFUSED	2	0.00
		98 = BLANK (NO ANSWER).....	55243	99.95

The answers that people give us about their cigar smoking are important to this study's success. We know that this information is personal, but remember your answers will be kept confidential.

Please think again about answering this question: How long has it been since you last smoked part or all of any type of cigar?

CG37RE	Len: 2	THINK AGAIN ABOUT ANS TIME SINCE LAST SMOKED CIGAR	Freq	Pct
		1 = More than 30 days ago but within the past 12 mos.....	2	0.00
		3 = More than 3 years ago	1	0.00
		97 = REFUSED	2	0.00
		98 = BLANK (NO ANSWER).....	55266	99.99

During the past 30 days, that is since [DATEFILL], have you smoked tobacco in a pipe, even once?

CG43	Len: 2	HAVE YOU SMOKED PIPE TOBACCO IN PAST 30 DAYS	Freq	Pct
		1 = Yes	574	1.04
		2 = No.....	4663	8.44
		94 = DON'T KNOW.....	1	0.00
		98 = BLANK (NO ANSWER).....	50033	90.52

How long has it been since you last drank an alcoholic beverage?

ALLAST3	Len: 2	TIME SINCE LAST DRANK ALCOHOLIC BEVERAGE	Freq	Pct
		1 = Within past 30 days -- that is, since [DATEFILL]	26235	47.47
		2 = More than 30 days ago but within the past 12 mos.....	7934	14.35
		3 = More than 12 months ago	6426	11.63
		94 = DON'T KNOW.....	59	0.11
		97 = REFUSED	35	0.06
		98 = BLANK (NO ANSWER).....	14582	26.38

SELECTED UNEDITED VARIABLES

What is your best guess of how long it has been since you last drank an alcoholic beverage?

ALRECDK	Len: 2	BEST GUESS TIME SINCE LAST DRANK ALCOHOLIC BEV	Freq	Pct
		1 = Within past 30 days -- that is, since [DATEFILL]	4	0.01
		2 = More than 30 days ago but within the past 12 mos.....	9	0.02
		3 = More than 12 months ago	23	0.04
		94 = DON'T KNOW.....	20	0.04
		97 = REFUSED	3	0.01
		98 = BLANK (NO ANSWER).....	55212	99.89

The answers that people give us about their use of alcohol are important to this study's success. We know that this information is personal, but remember your answers will be kept confidential.

Please think again about answering this question: How long has it been since you last drank an alcoholic beverage?

ALRECRE	Len: 2	THINK AGAIN ABOUT ANS TIME SINCE LST DRANK ALCOHOL	Freq	Pct
		1 = Within past 30 days -- that is, since [DATEFILL]	5	0.01
		2 = More than 30 days ago but within the past 12 mos.....	4	0.01
		3 = More than 12 months ago	13	0.02
		94 = DON'T KNOW.....	3	0.01
		97 = REFUSED	10	0.02
		98 = BLANK (NO ANSWER).....	55236	99.94

TOTDRINK	Len: 3	TOTAL # OF DAYS USED ALCOHOL IN PAST 12 MOS	Freq	Pct
		RANGE = 1 - 372.....	33899	61.33
		994 = DON'T KNOW.....	235	0.43
		997 = REFUSED	57	0.10
		998 = BLANK (NO ANSWER).....	21080	38.14

Now think about the past 12 months, from [FILL DATE] through today. We want to know how many days you've had a drink of an alcoholic beverage during the past 12 months.

What would be the easiest way for you to tell us how many days you drank alcoholic beverages?

ALFRAME3	Len: 2	EASIEST WAY TO TELL US # DAYS DRANK ALCOHOL	Freq	Pct
		1 = Average # days per week during the pst 12 mos.....	11985	21.68
		2 = Average # days per month during the pst 12 mos	12109	21.91
		3 = Total number of days during the past 12 months.....	9637	17.44
		94 = DON'T KNOW.....	341	0.62
		97 = REFUSED	119	0.22
		98 = BLANK (NO ANSWER).....	21080	38.14

On how many days in the past 12 months did you drink an alcoholic beverage?

ALYRAVE	Len: 3	NUMBER DAYS DRANK ALCOHOL IN PAST 12 MOS	Freq	Pct
		RANGE = 1 - 366.....	9855	17.83
		994 = DON'T KNOW.....	196	0.35
		997 = REFUSED	46	0.08
		998 = BLANK (NO ANSWER).....	45174	81.73

On average, how many days did you drink an alcoholic beverage each month during the past 12 months?

ALMONAVE	Len: 2	# DAYS PER MONTH DRANK ALCOHOL IN PAST 12 MOS	Freq	Pct
		RANGE = 1 - 31.....	12079	21.85
		94 = DON'T KNOW.....	215	0.39
		97 = REFUSED	57	0.10
		98 = BLANK (NO ANSWER).....	42920	77.65

SELECTED UNEDITED VARIABLES

On average, how many days did you drink an alcoholic beverage each week during the past 12 months?

ALWKAVE	Len: 2	# DAYS PER WEEK DRANK ALCOHOL IN PAST 12 MOS	Freq	Pct
		RANGE = 1 - 7.....	11965	21.65
		94 = DON'T KNOW.....	235	0.43
		97 = REFUSED	57	0.10
		98 = BLANK (NO ANSWER).....	43014	77.82

How long has it been since you last used marijuana or hashish?

MJLAST3	Len: 2	TIME SINCE LAST USED MARIJUANA/HASHISH	Freq	Pct
		1 = Within past 30 days -- that is, since [DATEFILL]	5882	10.64
		2 = More than 30 days ago but within the pst 12 mos	3629	6.57
		3 = More than 12 months ago	13868	25.09
		94 = DON'T KNOW.....	39	0.07
		97 = REFUSED	43	0.08
		98 = BLANK (NO ANSWER).....	31810	57.55

What is your best guess of how long it has been since you last used marijuana or hashish?

MJRECDK	Len: 2	BEST GUESS TIME SINCE LAST USED MARIJUANA/HASHISH	Freq	Pct
		1 = Within past 30 days -- that is, since [DATEFILL]	3	0.01
		2 = More than 30 days ago but within the pst 12 mos	3	0.01
		3 = More than 12 months ago	11	0.02
		94 = DON'T KNOW.....	22	0.04
		98 = BLANK (NO ANSWER).....	55232	99.93

The answers that people give us about their use of marijuana and hashish are important to this study's success. We know that this information is personal, but remember your answers will be kept confidential.

Please think again about answering this question: How long has it been since you last used marijuana or hashish?

MJRECRE	Len: 2	THINK AGAIN ABOUT ANS TIME SINCE LAST USED MJ/HASH	Freq	Pct
		1 = Within past 30 days -- that is, since [DATEFILL]	14	0.03
		2 = More than 30 days ago but within the pst 12 mos	5	0.01
		3 = More than 12 months ago	10	0.02
		94 = DON'T KNOW.....	2	0.00
		97 = REFUSED	12	0.02
		98 = BLANK (NO ANSWER).....	55228	99.92

TOTMJ	Len: 3	TOTAL # OF DAYS USED MARIJUANA IN PAST 12 MOS	Freq	Pct
		RANGE = 1 - 372.....	9434	17.07
		994 = DON'T KNOW.....	75	0.14
		997 = REFUSED	27	0.05
		998 = BLANK (NO ANSWER).....	45735	82.75

Now think about the past 12 months, from [DATEFILL] through today. We want to know how many days you've used marijuana or hashish during the past 12 months.

What would be the easiest way for you to tell us how many days you've used it?

MJFRAME3	Len: 2	EASIEST WAY TO TELL US # DAYS USED MARIJUANA/HASH	Freq	Pct
		1 = Avg num of days per week during pst 12 mos.....	3577	6.47
		2 = Avg num of days per month during pst 12 mos	2349	4.25
		3 = Total number of days during the past 12 months.....	3479	6.29
		94 = DON'T KNOW.....	95	0.17
		97 = REFUSED	36	0.07
		98 = BLANK (NO ANSWER).....	45735	82.75

SELECTED UNEDITED VARIABLES

On how many days in the past 12 months did you use marijuana or hashish?

MJYRAVE	Len: 3	# DAYS USED MARIJUANA/HASHISH PAST 12 MONTHS	Freq	Pct
		RANGE = 1 - 366.....	3531	6.39
		994 = DON'T KNOW.....	56	0.10
		997 = REFUSED	23	0.04
		998 = BLANK (NO ANSWER).....	51661	93.47

On average, how many days did you use marijuana or hashish each month during the past 12 months?

MJMONAVE	Len: 2	# DAYS PER MOS USED MARIJUANA/HASHISH PAST 12 MOS	Freq	Pct
		RANGE = 1 - 31.....	2354	4.26
		94 = DON'T KNOW.....	53	0.10
		97 = REFUSED	21	0.04
		98 = BLANK (NO ANSWER).....	52843	95.61

On average, how many days did you use marijuana or hashish each week during the past 12 months?

MJWKAVE	Len: 2	# DAYS PER WEEK USED MARIJUANA/HASHISH PAST 12 MOS	Freq	Pct
		RANGE = 1 - 7.....	3549	6.42
		94 = DON'T KNOW.....	75	0.14
		97 = REFUSED	27	0.05
		98 = BLANK (NO ANSWER).....	51620	93.39

How long has it been since you last used cocaine?

CCLAST3	Len: 2	TIME SINCE LAST USED COCAINE	Freq	Pct
		1 = Within past 30 days -- that is, since [DATEFILL]	345	0.62
		2 = More than 30 days ago but within the past 12 mos.....	754	1.36
		3 = More than 12 months ago	5506	9.96
		94 = DON'T KNOW.....	13	0.02
		97 = REFUSED	12	0.02
		98 = BLANK (NO ANSWER).....	48641	88.00

What is your best guess of how long it has been since you last used cocaine?

CCRECDK	Len: 2	BEST GUESS TIME SINCE LAST USED COCAINE	Freq	Pct
		1 = Within past 30 days -- that is, since [DATEFILL]	1	0.00
		3 = More than 12 months ago	3	0.01
		94 = DON'T KNOW.....	9	0.02
		98 = BLANK (NO ANSWER).....	55258	99.98

The answers that people give us about their use of cocaine are important to this study's success. We know that this information is personal, but remember your answers will be kept confidential.

Please think again about answering this question: How long has it been since you last used cocaine?

CCRECRE	Len: 2	THINK AGAIN ABOUT ANS TIME SINCE LAST USED COCAINE	Freq	Pct
		3 = More than 12 months ago	1	0.00
		97 = REFUSED	11	0.02
		98 = BLANK (NO ANSWER).....	55259	99.98

TOTCOKE	Len: 3	TOTAL # OF DAYS USED COCAINE IN PAST 12 MONTHS	Freq	Pct
		RANGE = 1 - 365.....	1092	1.98
		994 = DON'T KNOW.....	5	0.01
		997 = REFUSED	3	0.01
		998 = BLANK (NO ANSWER).....	54171	98.01

SELECTED UNEDITED VARIABLES

Now think about the past 12 months, from [DATEFILL] through today. We want to know how many days you've used cocaine during the past 12 months.

What would be the easiest way for you to tell us how many days you've used it?

CCFRAME3	Len: 2	EASIEST WAY TO TELL US # DAYS USED COCAINE	Freq	Pct
		1 = Avg num of days per week during pst 12 mos.....	159	0.29
		2 = Avg num of days per month during pst 12 mos.....	226	0.41
		3 = Total number of days during the past 12 months.....	706	1.28
		94 = DON'T KNOW.....	5	0.01
		97 = REFUSED.....	4	0.01
		98 = BLANK (NO ANSWER).....	54171	98.01

On how many days in the past 12 months did you use cocaine?

CCYRAVE	Len: 3	# DAYS USED COCAINE PAST 12 MONTHS	Freq	Pct
		RANGE = 1 - 365.....	711	1.29
		994 = DON'T KNOW.....	1	0.00
		997 = REFUSED.....	3	0.01
		998 = BLANK (NO ANSWER).....	54556	98.71

On average, how many days did you use cocaine each month during the past 12 months?

CCMONAVE	Len: 2	# DAYS PER MONTH USED COCAINE PAST 12 MONTHS	Freq	Pct
		RANGE = 1 - 25.....	224	0.41
		94 = DON'T KNOW.....	3	0.01
		97 = REFUSED.....	3	0.01
		98 = BLANK (NO ANSWER).....	55041	99.58

On average, how many days did you use cocaine each week during the past 12 months?

CCWKAVE	Len: 2	# DAYS PER WEEK USED COCAINE PAST 12 MONTHS	Freq	Pct
		RANGE = 1 - 7.....	157	0.28
		94 = DON'T KNOW.....	5	0.01
		97 = REFUSED.....	3	0.01
		98 = BLANK (NO ANSWER).....	55106	99.70

How long has it been since you last used 'crack'?

CKLAST3	Len: 2	TIME SINCE LAST USED CRACK	Freq	Pct
		1 = Within past 30 days -- that is, since [DATEFILL].....	68	0.12
		2 = More than 30 days ago but within the pst 12 mos.....	87	0.16
		3 = More than 12 months ago.....	1498	2.71
		94 = DON'T KNOW.....	5	0.01
		97 = REFUSED.....	4	0.01
		98 = BLANK (NO ANSWER).....	53609	96.99

What is your best guess of how long it has been since you last used 'crack'?

CKRECDK	Len: 2	BEST GUESS TIME SINCE LAST USED CRACK	Freq	Pct
		3 = More than 12 months ago.....	2	0.00
		94 = DON'T KNOW.....	3	0.01
		98 = BLANK (NO ANSWER).....	55266	99.99

SELECTED UNEDITED VARIABLES

The answers that people give us about their use of 'crack' are important to this study's success. We know that this information is personal, but remember your answers will be kept confidential.

Please think again about answering this question: How long has it been since you last used 'crack'?

CKRECRE	Len: 2	THINK AGAIN ABOUT ANSWER TIME SINCE LAST USE CRACK	Freq	Pct
		2 = More than 30 days ago but within the pst 12 mos	1	0.00
		97 = REFUSED	3	0.01
		98 = BLANK (NO ANSWER).....	55267	99.99

TOTCRACK	Len: 3	TOTAL # DAYS USED CRACK IN PAST 12 MONTHS	Freq	Pct
		RANGE = 1 - 365.....	154	0.28
		994 = DON'T KNOW.....	2	0.00
		998 = BLANK (NO ANSWER).....	55115	99.72

Now think about the past 12 months, from [DATEFILL] through today. We want to know how many days you've used 'crack' during the past 12 months.

What would be the easiest way for you to tell us how many days you've used it?

CKFRAME3	Len: 2	EASIEST WAY TO TELL US # DAYS USED CRACK	Freq	Pct
		1 = Avg num of days per week during pst 12 mos	51	0.09
		2 = Avg num of days per month during pst 12 mos	30	0.05
		3 = Total number of days during the past 12 months.....	74	0.13
		94 = DON'T KNOW.....	1	0.00
		98 = BLANK (NO ANSWER).....	55115	99.72

On how many days in the past 12 months did you use 'crack'?

CKYRAVE	Len: 3	# DAYS USED CRACK PAST 12 MONTHS	Freq	Pct
		RANGE = 1 - 365.....	75	0.14
		998 = BLANK (NO ANSWER).....	55196	99.86

On average, how many days did you use 'crack' each month during the past 12 months?

CKMONAVE	Len: 2	# DAYS PER MONTH USED CRACK PAST 12 MONTHS	Freq	Pct
		RANGE = 1 - 15.....	29	0.05
		94 = DON'T KNOW.....	1	0.00
		98 = BLANK (NO ANSWER).....	55241	99.95

On average, how many days did you use 'crack' each week during the past 12 months?

CKWKAVE	Len: 2	# DAYS PER WEEK USED CRACK PAST 12 MONTHS	Freq	Pct
		RANGE = 1 - 7.....	50	0.09
		94 = DON'T KNOW.....	2	0.00
		98 = BLANK (NO ANSWER).....	55219	99.91

How long has it been since you last used heroin?

HELAST3	Len: 2	TIME SINCE LAST USED HEROIN	Freq	Pct
		1 = Within past 30 days -- that is, since [DATEFILL]	102	0.18
		2 = More than 30 days ago but within the pst 12 mos	132	0.24
		3 = More than 12 months ago	704	1.27
		94 = DON'T KNOW.....	2	0.00
		97 = REFUSED	2	0.00
		98 = BLANK (NO ANSWER).....	54329	98.30

SELECTED UNEDITED VARIABLES

What is your best guess of how long it has been since you last used heroin?

HERECDK	Len: 2	BEST GUESS TIME SINCE LAST USED HEROIN	Freq	Pct
		3 = More than 12 months ago.....	1	0.00
		94 = DON'T KNOW.....	1	0.00
		98 = BLANK (NO ANSWER).....	55269	100.0

The answers that people give us about their use of heroin are important to this study's success. We know that this information is personal, but remember your answers will be kept confidential.

Please think again about answering this question: How long has it been since you last used heroin?

HERECRE	Len: 2	THINK AGAIN ABOUT ANS TIME SINCE LAST USED HEROIN	Freq	Pct
		97 = REFUSED.....	2	0.00
		98 = BLANK (NO ANSWER).....	55269	100.0

TOTHERO	Len: 3	TOTAL # OF DAYS USED HEROIN IN PAST 12 MONTHS	Freq	Pct
		RANGE = 1 - 365.....	233	0.42
		994 = DON'T KNOW.....	1	0.00
		998 = BLANK (NO ANSWER).....	55037	99.58

Now think about the past 12 months, from [DATEFILL] through today. We want to know how many days you've used heroin during the past 12 months.

What would be the easiest way for you to tell us how many days you've used it?

HEFRAME3	Len: 2	EASIEST WAY TO TELL US # DAYS USED HEROIN	Freq	Pct
		1 = Avg num of days per week during pst 12 mos.....	91	0.16
		2 = Avg num of days per month during pst 12 mos.....	55	0.10
		3 = Total number of days during the past 12 months.....	88	0.16
		98 = BLANK (NO ANSWER).....	55037	99.58

On how many days in the past 12 months did you use heroin?

HEYRAVE	Len: 3	# DAYS USED HEROIN PAST 12 MONTHS	Freq	Pct
		RANGE = 1 - 365.....	88	0.16
		998 = BLANK (NO ANSWER).....	55183	99.84

On average, how many days did you use heroin each month during the past 12 months?

HEMNAVE	Len: 2	# DAYS PER MONTH USED HEROIN PAST 12 MONTHS	Freq	Pct
		RANGE = 1 - 30.....	55	0.10
		98 = BLANK (NO ANSWER).....	55216	99.90

On average, how many days did you use heroin each week during the past 12 months?

HEWKAVE	Len: 2	# DAYS PER WEEK USED HEROIN PAST 12 MONTHS	Freq	Pct
		RANGE = 1 - 7.....	90	0.16
		94 = DON'T KNOW.....	1	0.00
		98 = BLANK (NO ANSWER).....	55180	99.84

SELECTED UNEDITED VARIABLES

How long has it been since you last used [LSFILL]?

LSLAST	Len: 2	TIME SINCE LAST USED HALLUCINOGEN	Freq	Pct
		1 = Within past 30 days -- that is, since [DATEFILL]	302	0.55
		2 = More than 30 days ago but within the pst 12 mos	916	1.66
		3 = More than 12 months ago	6383	11.55
		94 = DON'T KNOW.....	24	0.04
		97 = REFUSED	21	0.04
		98 = BLANK (NO ANSWER).....	47625	86.17

What is your best guess of how long it has been since you last used [LSFILL]?

LSRECDK	Len: 2	BEST GUESS TIME SINCE LAST USED HALLUCINOGEN	Freq	Pct
		2 = More than 30 days ago but within the pst 12 mos	1	0.00
		3 = More than 12 months ago	5	0.01
		94 = DON'T KNOW.....	14	0.03
		97 = REFUSED	4	0.01
		98 = BLANK (NO ANSWER).....	55247	99.96

The answers that people give us about their use of hallucinogens are important to this study's success. We know that this information is personal, but remember your answers will be kept confidential.

Please think again about answering this question: How long has it been since you last used [LSFILL]?

LSRECRE	Len: 2	THINK AGAIN ABOUT ANS TIME SINCE LAST USED HALLUC	Freq	Pct
		1 = Within past 30 days -- that is, since [DATEFILL]	1	0.00
		2 = More than 30 days ago but within the pst 12 mos	1	0.00
		3 = More than 12 months ago	4	0.01
		94 = DON'T KNOW.....	3	0.01
		97 = REFUSED	12	0.02
		98 = BLANK (NO ANSWER).....	55250	99.96

TOTHALL	Len: 3	TOTAL # OF DAYS USED HALLUCINOGENS IN PAST 12 MOS	Freq	Pct
		RANGE = 1 - 365.....	1309	2.37
		994 = DON'T KNOW.....	7	0.01
		997 = REFUSED	4	0.01
		998 = BLANK (NO ANSWER).....	53951	97.61

Now think about the past 12 months, from [DATEFILL] through today. We want to know how many days you've used [LSFILL] during the past 12 months. What would be the easiest way for you to tell us how many days you've used it?

LSFRAME3	Len: 2	EASIEST WAY TO TELL US # DAYS USED HALLUCINOGEN	Freq	Pct
		1 = Avg num of days per week during pst 12 mos.....	122	0.22
		2 = Avg num of days per month during pst 12 mos	145	0.26
		3 = Total number of days during the past 12 months.....	937	1.70
		94 = DON'T KNOW.....	12	0.02
		97 = REFUSED	5	0.01
		98 = BLANK (NO ANSWER).....	54050	97.79

On how many days in the past 12 months did you use [LSFILL]?

LSYRAVE	Len: 3	# DAYS USED HALLUCINOGEN PAST 12 MONTHS	Freq	Pct
		RANGE = 1 - 365.....	948	1.72
		994 = DON'T KNOW.....	5	0.01
		997 = REFUSED	1	0.00
		998 = BLANK (NO ANSWER).....	54317	98.27

SELECTED UNEDITED VARIABLES

On average, how many days did you use [LSFILL] each month during the past 12 months?

LSMONAVE	Len: 2	# DAYS PER MONTH USED HALLUCINOGEN PAST 12 MONTHS	Freq	Pct
		RANGE = 1 - 30.....	144	0.26
		94 = DON'T KNOW.....	5	0.01
		97 = REFUSED	2	0.00
		98 = BLANK (NO ANSWER).....	55120	99.73

On average, how many days did you use [LSFILL] each week during the past 12 months?

LSWKAVE	Len: 2	# DAYS PER WEEK USED HALLUCINOGEN PAST 12 MONTHS	Freq	Pct
		RANGE = 1 - 7.....	119	0.22
		94 = DON'T KNOW.....	7	0.01
		97 = REFUSED	3	0.01
		98 = BLANK (NO ANSWER).....	55142	99.77

How long has it been since you last used LSD?

LS10	Len: 2	TIME SINCE LAST USED LSD	Freq	Pct
		1 = Within past 30 days -- that is, since [DATEFILL]	95	0.17
		2 = More than 30 days ago but within the past 12 mos.....	316	0.57
		3 = More than 12 months ago	3179	5.75
		94 = DON'T KNOW.....	10	0.02
		97 = REFUSED	15	0.03
		98 = BLANK (NO ANSWER).....	51656	93.46

How long has it been since you last used PCP?

LS16	Len: 2	TIME SINCE LAST USED PCP	Freq	Pct
		1 = Within past 30 days -- that is, since [DATEFILL]	9	0.02
		2 = More than 30 days ago but within the pst 12 mos	26	0.05
		3 = More than 12 months ago	791	1.43
		94 = DON'T KNOW.....	5	0.01
		97 = REFUSED	5	0.01
		98 = BLANK (NO ANSWER).....	54435	98.49

How long has it been since you last used 'Ecstasy', also known as MDMA?

LS22	Len: 2	TIME SINCE LAST USED ECSTASY	Freq	Pct
		1 = Within past 30 days -- that is, since [DATEFILL]	134	0.24
		2 = More than 30 days ago but within the pst 12 mos	390	0.71
		3 = More than 12 months ago	2317	4.19
		94 = DON'T KNOW.....	3	0.01
		97 = REFUSED	4	0.01
		98 = BLANK (NO ANSWER).....	52423	94.85

How long has it been since you last used any inhalant for kicks or to get high?

INLAST	Len: 2	TIME SINCE LAST USED INHALANTS	Freq	Pct
		1 = Within past 30 days -- that is, since [DATEFILL]	161	0.29
		2 = More than 30 days ago but within the past 12 mos.....	333	0.60
		3 = More than 12 months ago	3831	6.93
		94 = DON'T KNOW.....	63	0.11
		97 = REFUSED	33	0.06
		98 = BLANK (NO ANSWER).....	50850	92.00

SELECTED UNEDITED VARIABLES

What is your best guess of how long it has been since you last used any inhalant for kicks or to get high?

INRECDK	Len: 2	BEST GUESS TIME SINCE LAST USED INHALANTS	Freq	Pct
		2 = More than 30 days ago but within the past 12 mos.....	6	0.01
		3 = More than 12 months ago.....	15	0.03
		94 = DON'T KNOW.....	36	0.07
		97 = REFUSED.....	6	0.01
		98 = BLANK (NO ANSWER).....	55208	99.89

The answers that people give us about their use of inhalants are important to this study's success. We know that this information is personal, but remember your answers will be kept confidential.

Please think again about answering this question: How long has it been since you last used any inhalant for kicks or to get high?

INRECRE	Len: 2	THINK AGAIN ABOUT ANS TIME SINCE LST USE INHALANTS	Freq	Pct
		1 = Within past 30 days -- that is, since [DATEFILL]	2	0.00
		3 = More than 12 months ago.....	11	0.02
		94 = DON'T KNOW.....	5	0.01
		97 = REFUSED.....	15	0.03
		98 = BLANK (NO ANSWER).....	55238	99.94

TOTINHAL	Len: 3	TOTAL # OF DAYS USED INHALANT PAST 12 MONTHS	Freq	Pct
		RANGE = 1 - 365.....	487	0.88
		994 = DON'T KNOW.....	12	0.02
		997 = REFUSED.....	3	0.01
		998 = BLANK (NO ANSWER).....	54769	99.09

Now think about the past 12 months, from [DATEFILL] through today. We want to know how many days you've used an inhalant of any kind for kicks or to get high during the past 12 months.

What would be the easiest way for you to tell us how many days you've done this?

INFRAME3	Len: 2	EASIEST WAY TO TELL US # DAYS USED INHALANT	Freq	Pct
		1 = Avg num of days per week during pst 12 mos.....	94	0.17
		2 = Avg num of days per month during pst 12 mos.....	100	0.18
		3 = Total number of days during the past 12 months.....	284	0.51
		94 = DON'T KNOW.....	14	0.03
		97 = REFUSED.....	10	0.02
		98 = BLANK (NO ANSWER).....	54769	99.09

On how many days in the past 12 months did you use an inhalant of any kind for kicks or to get high?

INYRAVE	Len: 3	# DAYS USED INHALANT PAST 12 MONTHS	Freq	Pct
		RANGE = 1 - 365.....	296	0.54
		994 = DON'T KNOW.....	9	0.02
		997 = REFUSED.....	3	0.01
		998 = BLANK (NO ANSWER).....	54963	99.44

On average, how many days did you use an inhalant of any kind for kicks or to get high each month during the past 12 months?

INMONAVE	Len: 2	# DAYS PER MONTH USED INHALANT PAST 12 MONTHS	Freq	Pct
		RANGE = 1 - 26.....	102	0.18
		94 = DON'T KNOW.....	6	0.01
		97 = REFUSED.....	4	0.01
		98 = BLANK (NO ANSWER).....	55159	99.80

SELECTED UNEDITED VARIABLES

On average, how many days did you use an inhalant of any kind for kicks or to get high each week during the past 12 months?

INWKAVE	Len: 2	# DAYS PER WEEK USED INHALANT PAST 12 MONTHS	Freq	Pct
		RANGE = 1 - 7.....	89	0.16
		94 = DON'T KNOW.....	12	0.02
		97 = REFUSED	3	0.01
		98 = BLANK (NO ANSWER).....	55167	99.81

How long has it been since you last used any prescription pain reliever that was not prescribed for you or that you took only for the experience or feeling it caused?

PR09	Len: 2	TIME SINCE LAST USED PAIN RELIEVER NONMEDICALLY	Freq	Pct
		1 = Within past 30 days -- that is, since [DATEFILL]	1012	1.83
		2 = More than 30 days ago but within the past 12 mos.....	1570	2.84
		3 = More than 12 months ago	5183	9.38
		94 = DON'T KNOW.....	116	0.21
		97 = REFUSED	71	0.13
		98 = BLANK (NO ANSWER).....	47319	85.61

What is your best guess of how long it has been since you last used any prescription pain reliever that was not prescribed for you or that you took only for the experience or feeling it caused?

PRRECDK	Len: 2	BEST GUESS LAST USED PAIN RELIEVER NONMEDICALLY	Freq	Pct
		1 = Within past 30 days -- that is, since [DATEFILL]	6	0.01
		2 = More than 30 days ago but within the past 12 mos.....	10	0.02
		3 = More than 12 months ago	20	0.04
		94 = DON'T KNOW.....	78	0.14
		97 = REFUSED	2	0.00
		98 = BLANK (NO ANSWER).....	55155	99.79

The answers that people give us about their use of prescription pain relievers are important to this study's success. We know that this information is personal, but remember your answers will be kept confidential.

Please think again about answering this question: How long has it been since you last used any prescription pain reliever that was not prescribed for you or that you took only for the experience or feeling it caused?

PRRECRE	Len: 2	THINK AGAIN ABOUT ANS LAST USED PAIN RLVR NONMED	Freq	Pct
		1 = Within past 30 days -- that is, since [DATEFILL]	2	0.00
		2 = More than 30 days ago but within the past 12 mos.....	1	0.00
		3 = More than 12 months ago	25	0.05
		94 = DON'T KNOW.....	11	0.02
		97 = REFUSED	32	0.06
		98 = BLANK (NO ANSWER).....	55200	99.87

Now think about the past 12 months, from [DATEFILL] through today. We want to know how many days you've used any prescription pain reliever that was not prescribed for you or that you took only for the experience or feeling it caused during the past 12 months.

What would be the easiest way for you to tell us how many days you used a prescription pain reliever in either of these ways?

PR10	Len: 2	EASIEST WAY TO TELL US # DAYS USED PAIN RELIEVER	Freq	Pct
		1 = Avg num of days per week during pst 12 mos.....	546	0.99
		2 = Avg num of days per month during pst 12 mos	711	1.29
		3 = Total number of days during the past 12 mos.....	1260	2.28
		94 = DON'T KNOW.....	65	0.12
		97 = REFUSED	18	0.03
		98 = BLANK (NO ANSWER).....	52671	95.30

SELECTED UNEDITED VARIABLES

On how many days in the past 12 months did you use any prescription pain reliever that was not prescribed for you or that you took only for the experience or feeling it caused?

PR11	Len: 3	# DAYS USED PAIN RELIEVER "NM" PAST 12 MONTHS	Freq	Pct
		RANGE = 1 - 365.....	1276	2.31
		994 = DON'T KNOW.....	46	0.08
		997 = REFUSED	21	0.04
		998 = BLANK (NO ANSWER).....	53928	97.57

On average, how many days each month during the past 12 months did you use any prescription pain reliever that was not prescribed for you or that you took only for the experience or feeling it caused?

PR12	Len: 2	# DAYS PER MOS USED PAIN RELIEVER "NM" PAST 12 MOS	Freq	Pct
		RANGE = 1 - 30.....	701	1.27
		94 = DON'T KNOW.....	56	0.10
		97 = REFUSED	21	0.04
		98 = BLANK (NO ANSWER).....	54493	98.59

On average, how many days each week during the past 12 months did you use any prescription pain reliever that was not prescribed for you or that you took only for the experience or feeling it caused?

PR13	Len: 2	# DAYS PER WK USED PAIN RELIEVER "NM" PAST 12 MOS	Freq	Pct
		RANGE = 1 - 7.....	533	0.96
		94 = DON'T KNOW.....	69	0.12
		97 = REFUSED	21	0.04
		98 = BLANK (NO ANSWER).....	54648	98.87

How long has it been since you last used OxyContin that was not prescribed for you or that you took only for the experience or feeling it caused?

PR19	Len: 2	TIME SINCE LAST USED OXYCONTIN NONMEDICALLY	Freq	Pct
		1 = Within past 30 days -- that is, since [DATEFILL]	87	0.16
		2 = More than 30 days ago but within the past 12 mos.....	262	0.47
		3 = More than 12 months ago	1398	2.53
		94 = DON'T KNOW.....	5	0.01
		97 = REFUSED	4	0.01
		98 = BLANK (NO ANSWER).....	53515	96.82

Now think about the past 12 months, from [DATEFILL] through today. We want to know how many days you've used OxyContin that was not prescribed for you or that you took only for the experience or feeling it caused during the past 12 months.

What would be the easiest way for you to tell us how many days you used OxyContin in either of these ways?

PR20	Len: 2	EASIEST WAY TO TELL US # DAYS USED OXYCONTIN	Freq	Pct
		1 = Avg num of days per week during pst 12 mos.....	64	0.12
		2 = Avg num of days per month during pst 12 mos	90	0.16
		3 = Total number of days during the past 12 mos.....	186	0.34
		94 = DON'T KNOW.....	1	0.00
		97 = REFUSED	4	0.01
		98 = BLANK (NO ANSWER).....	54926	99.38

On how many days in the past 12 months did you use OxyContin that was not prescribed for you or that you took only for the experience or feeling it caused?

PR21	Len: 3	# DAYS USED OXYCONTIN "NM" PAST 12 MONTHS	Freq	Pct
		RANGE = 1 - 330.....	186	0.34
		997 = REFUSED	5	0.01
		998 = BLANK (NO ANSWER).....	55080	99.65

SELECTED UNEDITED VARIABLES

On average, how many days each month during the past 12 months did you use OxyContin that was not prescribed for you or that you took only for the experience or feeling it caused?

PR22	Len: 2	# DAYS PER MOS USED OXYCONTIN "NM" PAST 12 MOS	Freq	Pct
		RANGE = 1 - 30.....	88	0.16
		94 = DON'T KNOW.....	2	0.00
		97 = REFUSED	5	0.01
		98 = BLANK (NO ANSWER).....	55176	99.83

On average, how many days each week during the past 12 months did you use OxyContin that was not prescribed for you or that you took only for the experience or feeling it caused?

PR23	Len: 2	# DAYS PER WK USED OXYCONTIN "NM" PAST 12 MOS	Freq	Pct
		RANGE = 1 - 7.....	65	0.12
		94 = DON'T KNOW.....	2	0.00
		97 = REFUSED	4	0.01
		98 = BLANK (NO ANSWER).....	55200	99.87

How long has it been since you last used any prescription tranquilizer that was not prescribed for you or that you took only for the experience or feeling it caused?

TR09	Len: 2	TIME SINCE LAST USED TRANQUILIZER NONMEDICALLY	Freq	Pct
		1 = Within past 30 days -- that is, since [DATEFILL]	437	0.79
		2 = More than 30 days ago but within the past 12 mos.....	856	1.55
		3 = More than 12 months ago	3646	6.60
		94 = DON'T KNOW.....	33	0.06
		97 = REFUSED	21	0.04
		98 = BLANK (NO ANSWER).....	50278	90.97

What is your best guess of how long it has been since you last used any prescription tranquilizer that was not prescribed for you or that you took only for the experience or feeling it caused?

TRRECDK	Len: 2	BEST GUESS LAST USED TRANQUILIZER "NM"	Freq	Pct
		2 = More than 30 days ago but within the past 12 mos.....	3	0.01
		3 = More than 12 months ago	10	0.02
		94 = DON'T KNOW.....	18	0.03
		97 = REFUSED	2	0.00
		98 = BLANK (NO ANSWER).....	55238	99.94

The answers that people give us about their use of prescription tranquilizers are important to this study's success. We know that this information is personal, but remember your answers will be kept confidential.

Please think again about answering this question: How long has it been since you last used any prescription tranquilizer that was not prescribed for you or that you took only for the experience or feeling it caused?

TRRECRE	Len: 2	THINK AGAIN ABOUT ANS LAST USED TRANQUILIZER "NM"	Freq	Pct
		1 = Within past 30 days -- that is, since [DATEFILL]	3	0.01
		3 = More than 12 months ago	5	0.01
		94 = DON'T KNOW.....	2	0.00
		97 = REFUSED	11	0.02
		98 = BLANK (NO ANSWER).....	55250	99.96

SELECTED UNEDITED VARIABLES

Now think about the past 12 months, from [DATEFILL] through today. We want to know how many days you've used any prescription tranquilizer that was not prescribed for you or that you took only for the experience or feeling it caused during the past 12 months.

What would be the easiest way for you to tell us how many days you used a prescription tranquilizer in either of these ways?

TR10	Len: 2	EASIEST WAY TO TELL US # DAYS USED TRANQUILIZER	Freq	Pct
		1 = Avg num of days per week during pst 12 mos.....	216	0.39
		2 = Avg num of days per month during pst 12 mos.....	320	0.58
		3 = Total number of days during the past 12 months.....	745	1.35
		94 = DON'T KNOW.....	14	0.03
		97 = REFUSED.....	4	0.01
		98 = BLANK (NO ANSWER).....	53972	97.65

On how many days in the past 12 months did you use any prescription tranquilizer that was not prescribed for you or that you took only for the experience or feeling it caused?

TR11	Len: 3	# DAYS USED TRANQUILIZERS "NM" PAST 12 MONTHS	Freq	Pct
		RANGE = 1 - 300.....	752	1.36
		994 = DON'T KNOW.....	8	0.01
		997 = REFUSED.....	3	0.01
		998 = BLANK (NO ANSWER).....	54508	98.62

On average, how many days each month during the past 12 months did you use any prescription tranquilizer that was not prescribed for you or that you took only for the experience or feeling it caused?

TR12	Len: 2	# DAYS PER MOS USED TRANQUILIZERS "NM" PAST 12 MOS	Freq	Pct
		RANGE = 1 - 30.....	321	0.58
		94 = DON'T KNOW.....	7	0.01
		97 = REFUSED.....	3	0.01
		98 = BLANK (NO ANSWER).....	54940	99.40

On average, how many days each week during the past 12 months did you use any prescription tranquilizer that was not prescribed for you or that you took only for the experience or feeling it caused?

TR13	Len: 2	# DAYS USED PER WK TRANQUILIZERS "NM" PAST 12 MOS	Freq	Pct
		RANGE = 1 - 7.....	211	0.38
		94 = DON'T KNOW.....	9	0.02
		97 = REFUSED.....	6	0.01
		98 = BLANK (NO ANSWER).....	55045	99.59

How long has it been since you last used any prescription stimulant that was not prescribed for you or that you took only for the experience or feeling it caused?

ST09	Len: 2	TIME SINCE LAST USED STIMULANT NONMEDICALLY	Freq	Pct
		1 = Within past 30 days -- that is, since [DATEFILL].....	294	0.53
		2 = More than 30 days ago but within the past 12 mos.....	505	0.91
		3 = More than 12 months ago.....	2201	3.98
		94 = DON'T KNOW.....	17	0.03
		97 = REFUSED.....	9	0.02
		98 = BLANK (NO ANSWER).....	52245	94.53

What is your best guess of how long it has been since you last used any prescription stimulant that was not prescribed for you or that you took only for the experience or feeling it caused?

STRECDK	Len: 2	BEST GUESS TIME SINCE LAST USED STIMULANTS "NM"	Freq	Pct
		2 = More than 30 days ago but within the past 12 mos.....	2	0.00
		3 = More than 12 months ago.....	2	0.00
		94 = DON'T KNOW.....	13	0.02
		98 = BLANK (NO ANSWER).....	55254	99.97

SELECTED UNEDITED VARIABLES

The answers that people give us about their use of prescription stimulants are important to this study's success. We know that this information is personal, but remember your answers will be kept confidential.

Please think again about answering this question: How long has it been since you last used any prescription stimulant that was not prescribed for you or that you took only for the experience or feeling it caused?

STRECRE	Len: 2	THINK AGAIN ABOUT ANSWER LAST USED STIMULANTS "NM"	Freq	Pct
		1 = Within past 30 days -- that is, since [DATEFILL]	3	0.01
		94 = DON'T KNOW.....	1	0.00
		97 = REFUSED	5	0.01
		98 = BLANK (NO ANSWER).....	55262	99.98

Now think about the past 12 months, from [DATEFILL] through today. We want to know how many days you've used any prescription stimulant that was not prescribed for you or that you took only for the experience or feeling it caused during the past 12 months.

What would be the easiest way for you to tell us how many days you used a prescription stimulant in either of these ways?

ST10	Len: 2	EASIEST WAY TO TELL US # DAYS USED STIMULANT	Freq	Pct
		1 = Avg num of days per week during pst 12 mos.....	124	0.22
		2 = Avg num of days per month during pst 12 mos	204	0.37
		3 = Total number of days during the past 12 months.....	468	0.85
		94 = DON'T KNOW.....	5	0.01
		97 = REFUSED	3	0.01
		98 = BLANK (NO ANSWER).....	54467	98.55

On how many days in the past 12 months did you use any prescription stimulant that was not prescribed for you or that you took only for the experience or feeling it caused?

ST11	Len: 3	# DAYS USED STIMULANT "NM" PAST 12 MONTHS	Freq	Pct
		RANGE = 1 - 260.....	469	0.85
		994 = DON'T KNOW.....	4	0.01
		997 = REFUSED	3	0.01
		998 = BLANK (NO ANSWER).....	54795	99.14

On average, how many days each month during the past 12 months did you use any prescription stimulant that was not prescribed for you or that you took only for the experience or feeling it caused?

ST12	Len: 2	# DAYS PER MOS USED STIMULANT "NM" PAST 12 MONTHS	Freq	Pct
		RANGE = 1 - 30.....	204	0.37
		94 = DON'T KNOW.....	4	0.01
		97 = REFUSED	3	0.01
		98 = BLANK (NO ANSWER).....	55060	99.62

On average, how many days each week during the past 12 months did you use any prescription stimulant that was not prescribed for you or that you took only for the experience or feeling it caused?

ST13	Len: 2	# DAYS PER WEEK USED STIMULANT "NM" PAST 12 MONTHS	Freq	Pct
		RANGE = 1 - 7.....	120	0.22
		94 = DON'T KNOW.....	7	0.01
		97 = REFUSED	4	0.01
		98 = BLANK (NO ANSWER).....	55140	99.76

How long has it been since you last used Methamphetamine, Desoxyn, or Methedrine?

ST19	Len: 2	HOW LONG SINCE USED METHAMPH, DESOXYN, METHEDRINE	Freq	Pct
		1 = Within past 30 days -- that is, since [DATEFILL]	96	0.17
		2 = More than 30 days ago but within the past 12 mos.....	163	0.29
		3 = More than 12 months ago	1502	2.72
		94 = DON'T KNOW.....	15	0.03
		97 = REFUSED	9	0.02
		98 = BLANK (NO ANSWER).....	53486	96.77

SELECTED UNEDITED VARIABLES

Now think about the past 12 months, from [DATEFILL] through today. We want to know how many days you've used Methamphetamine, Desoxyn, or Methedrine that was not prescribed for you or that you took only for the experience or feeling it caused during the past 12 months.

What would be the easiest way for you to tell us how many days you used Methamphetamine, Desoxyn, or Methedrine in either of these ways?

ST20	Len: 2	EASIEST WAY TO TELL US # DAYS USED METHAMP/DESO	Freq	Pct
		1 = Avg num of days per week during pst 12 mos.....	49	0.09
		2 = Avg num of days per month during pst 12 mos	73	0.13
		3 = Total number of days during the past 12 months.....	123	0.22
		94 = DON'T KNOW.....	6	0.01
		98 = BLANK (NO ANSWER).....	55020	99.55

On how many days in the past 12 months did you use Methamphetamine, Desoxyn, or Methedrine that was not prescribed for you or that you took only for the experience or feeling it caused?

ST21	Len: 3	# DAYS USED METHAMP/DESO/METHD PAST 12 MONTHS	Freq	Pct
		RANGE = 1 - 330.....	124	0.22
		994 = DON'T KNOW.....	4	0.01
		997 = REFUSED	1	0.00
		998 = BLANK (NO ANSWER).....	55142	99.77

On average, how many days each month during the past 12 months did you use Methamphetamine, Desoxyn, or Methedrine that was not prescribed for you or that you took only for the experience or feeling it caused?

ST22	Len: 2	# DAYS PER MOS USED METHAMP/DESO/M PAST 12 MONTHS	Freq	Pct
		RANGE = 1 - 28.....	75	0.14
		94 = DON'T KNOW.....	2	0.00
		97 = REFUSED	1	0.00
		98 = BLANK (NO ANSWER).....	55193	99.86

On average, how many days each week during the past 12 months did you use Methamphetamine, Desoxyn, or Methedrine that was not prescribed for you or that you took only for the experience or feeling it caused?

ST23	Len: 2	# DAYS PER WEEK USED METHAMP/DESO/M PAST 12 MONTHS	Freq	Pct
		RANGE = 1 - 7.....	50	0.09
		94 = DON'T KNOW.....	1	0.00
		97 = REFUSED	1	0.00
		98 = BLANK (NO ANSWER).....	55219	99.91

How long has it been since you last used any prescription sedative that was not prescribed for you or that you took only for the experience or feeling it caused?

SV09	Len: 2	TIME SINCE LAST USED SEDATIVE NONMEDICALLY	Freq	Pct
		1 = Within past 30 days -- that is, since [DATEFILL]	64	0.12
		2 = More than 30 days ago but within the past 12 mos.....	126	0.23
		3 = More than 12 months ago	883	1.60
		94 = DON'T KNOW.....	16	0.03
		97 = REFUSED	10	0.02
		98 = BLANK (NO ANSWER).....	54172	98.01

What is your best guess of how long it has been since you last used any prescription sedative that was not prescribed for you or that you took only for the experience or feeling it caused?

SVRECDK	Len: 2	BEST GUESS TIME SINCE LAST USED SEDATIVE "NM"	Freq	Pct
		2 = More than 30 days ago but within the past 12 mos.....	2	0.00
		3 = More than 12 months ago	5	0.01
		94 = DON'T KNOW.....	9	0.02
		98 = BLANK (NO ANSWER).....	55255	99.97

SELECTED UNEDITED VARIABLES

The answers that people give us about their use of prescription sedatives are important to this study's success. We know that this information is personal, but remember your answers will be kept confidential.

Please think again about answering this question: How long has it been since you last used any prescription sedative that was not prescribed for you or that you took only for the experience or feeling it caused?

SVRECRE	Len: 2	THINK AGAIN ABOUT ANS LAST USED SEDATIVE NONMED	Freq	Pct
		1 = Within past 30 days -- that is, since [DATEFILL]	1	0.00
		3 = More than 12 months ago	2	0.00
		94 = DON'T KNOW.....	1	0.00
		97 = REFUSED	6	0.01
		98 = BLANK (NO ANSWER).....	55261	99.98

Now think about the past 12 months, from [DATEFILL] through today. We want to know how many days you've used any prescription sedative that was not prescribed for you or that you took only for the experience or feeling it caused during the past 12 months.

What would be the easiest way for you to tell us how many days you used a prescription sedative in either of these ways?

SV10	Len: 2	EASIEST WAY TO TELL US # DAYS USED SEDATIVE	Freq	Pct
		1 = Avg num of days per week during pst 12 mos.....	36	0.07
		2 = Avg num of days per month during pst 12 mos.....	56	0.10
		3 = Total number of days during the past 12 months.....	99	0.18
		94 = DON'T KNOW.....	2	0.00
		98 = BLANK (NO ANSWER).....	55078	99.65

On how many days in the past 12 months did you use any prescription sedative that was not prescribed for you or that you took only for the experience or feeling it caused?

SV11	Len: 3	# DAYS USED SEDATIVE "NM" PAST 12 MONTHS	Freq	Pct
		RANGE = 1 - 100.....	99	0.18
		994 = DON'T KNOW.....	2	0.00
		998 = BLANK (NO ANSWER).....	55170	99.82

On average, how many days each month during the past 12 months did you use any prescription sedative that was not prescribed for you or that you took only for the experience or feeling it caused?

SV12	Len: 2	# DAYS PER MONTH USED SEDATIVE "NM" PAST 12 MONTHS	Freq	Pct
		RANGE = 1 - 25.....	53	0.10
		94 = DON'T KNOW.....	5	0.01
		98 = BLANK (NO ANSWER).....	55213	99.90

On average, how many days each week during the past 12 months did you use any prescription sedative that was not prescribed for you or that you took only for the experience or feeling it caused?

SV13	Len: 2	# DAYS PER WEEK USED SEDATIVE "NM" PAST 12 MONTHS	Freq	Pct
		RANGE = 1 - 7.....	36	0.07
		94 = DON'T KNOW.....	5	0.01
		98 = BLANK (NO ANSWER).....	55230	99.93

SPECIAL DRUGS

SPECIAL DRUGS

The values in the section may be inconsistent with values from the core section(s). Items in this section were edited when respondents legitimately skipped out of these items based on prior answers in the core section(s). Otherwise, non-core items generally were not edited to make them consistent with core items, and core items were not edited to make them consistent with non-core items. This note applies to variables in this section marked by a ¹.

These next questions are about the different ways that certain drugs can be used.

Have you ever, even once, smoked heroin?

HERSMOKE¹	Len: 2	EVER SMOKED HEROIN	Freq	Pct
	1 =	Yes	345	0.62
	2 =	No.....	589	1.07
	3 =	Yes LOGICALLY ASSIGNED.....	8	0.01
	91 =	NEVER USED HEROIN.....	54292	98.23
	97 =	REFUSED	5	0.01
	98 =	BLANK (NO ANSWER).....	32	0.06

How long has it been since you last smoked heroin?

HRSMKREC¹	Len: 2	TIME SINCE LAST SMOKED HEROIN	Freq	Pct
	1 =	Within the past 30 days.....	25	0.05
	2 =	More than 30 days ago but within the past 12 mos.....	47	0.09
	3 =	More than 12 months ago	280	0.51
	9 =	At some point in the lifetime LOG ASSN	1	0.00
	91 =	NEVER USED HEROIN.....	54292	98.23
	93 =	USED HEROIN BUT NEVER SMOKED IT.....	589	1.07
	97 =	REFUSED	5	0.01
	98 =	BLANK (NO ANSWER).....	32	0.06

Have you ever, even once, sniffed or "snorted" heroin powder through your nose?

HERSNIFF¹	Len: 2	EVER SNIFFED HEROIN	Freq	Pct
	1 =	Yes	667	1.21
	2 =	No.....	261	0.47
	3 =	Yes LOGICALLY ASSIGNED.....	14	0.03
	91 =	NEVER USED HEROIN.....	54292	98.23
	97 =	REFUSED	5	0.01
	98 =	BLANK (NO ANSWER).....	32	0.06

How long has it been since you last sniffed or "snorted" heroin powder through your nose?

HRSNFREC¹	Len: 2	TIME SINCE LAST SNIFFED HEROIN	Freq	Pct
	1 =	Within the past 30 days.....	53	0.10
	2 =	More than 30 days ago but within the past 12 mos.....	105	0.19
	3 =	More than 12 months ago	520	0.94
	9 =	At some point in the lifetime LOG ASSN	2	0.00
	13 =	More than 12 months ago LOGICALLY ASSIGNED.....	1	0.00
	91 =	NEVER USED HEROIN.....	54292	98.23
	93 =	USED HEROIN BUT NEVER SNIFFED IT.....	261	0.47
	97 =	REFUSED	5	0.01
	98 =	BLANK (NO ANSWER).....	32	0.06

Have you ever, even once, used a needle to inject heroin?

HERNEEDL¹	Len: 2	EVER USED NEEDLE TO INJECT HEROIN	Freq	Pct
	1 =	Yes	431	0.78
	2 =	No.....	503	0.91
	3 =	Yes LOGICALLY ASSIGNED.....	12	0.02
	91 =	NEVER USED HEROIN.....	54292	98.23
	97 =	REFUSED	5	0.01
	98 =	BLANK (NO ANSWER).....	28	0.05

SPECIAL DRUGS

Earlier the computer recorded that you had used heroin. In what way have you used heroin?

HEOTSMK¹	Len: 2	HOW USED HEROIN: SMOKED IT	Freq	Pct
		1 = Response entered	8	0.01
		6 = Response not entered.....	38	0.07
		91 = NEVER USED HEROIN.....	54292	98.23
		97 = REFUSED	6	0.01
		98 = BLANK (NO ANSWER).....	32	0.06
		99 = LEGITIMATE SKIP	895	1.62

HEOTSNF¹	Len: 2	HOW USED HEROIN: SNIFFED IT	Freq	Pct
		1 = Response entered	14	0.03
		6 = Response not entered.....	32	0.06
		91 = NEVER USED HEROIN.....	54292	98.23
		97 = REFUSED	6	0.01
		98 = BLANK (NO ANSWER).....	32	0.06
		99 = LEGITIMATE SKIP	895	1.62

HEOTNDL¹	Len: 2	HOW USED HEROIN: INJECTED IT WITH A NEEDLE	Freq	Pct
		1 = Response entered	8	0.01
		6 = Response not entered.....	38	0.07
		91 = NEVER USED HEROIN.....	54292	98.23
		97 = REFUSED	6	0.01
		98 = BLANK (NO ANSWER).....	32	0.06
		99 = LEGITIMATE SKIP	895	1.62

HEOTOTH¹	Len: 2	HOW USED HEROIN: SOME OTHER WAY	Freq	Pct
		1 = Response entered	16	0.03
		6 = Response not entered.....	30	0.05
		91 = NEVER USED HEROIN.....	54292	98.23
		97 = REFUSED	6	0.01
		98 = BLANK (NO ANSWER).....	32	0.06
		99 = LEGITIMATE SKIP	895	1.62

HEOTSP¹	Len: 2	HOW USED HEROIN: SPECIFY	Freq	Pct
		5 = You took it orally/by mouth/in pill form.....	10	0.02
		6 = You sniffed or "snorted" in liquid/melted form	3	0.01
		10 = You combined it w/ecstasy (no othr drug mentioned)	1	0.00
		13 = You combined it w/marijuana(no othr drug mentiond)	1	0.00
		85 = BAD DATA Logically assigned	1	0.00
		91 = NEVER USED HEROIN.....	54292	98.23
		97 = REFUSED	6	0.01
		98 = BLANK (NO ANSWER).....	32	0.06
		99 = LEGITIMATE SKIP	925	1.67

How long has it been since you last used a needle to inject heroin?

HRNDLREC¹	Len: 2	TIME SINCE LAST USED NEEDLE TO INJECT HEROIN	Freq	Pct
		1 = Within the past 30 days.....	50	0.09
		2 = More than 30 days ago but within the past 12 mos.....	62	0.11
		3 = More than 12 months ago	326	0.59
		9 = At some point in the lifetime LOG ASSN	5	0.01
		91 = NEVER USED HEROIN.....	54292	98.23
		93 = USED HEROIN BUT NEVER WITH A NEEDLE.....	503	0.91
		97 = REFUSED	5	0.01
		98 = BLANK (NO ANSWER).....	28	0.05

SPECIAL DRUGS

NOTE: MTHNEEDL and MTNDLREC were edited in a manner that was consistent with how these variables were created prior to 2005.

Have you ever, even once, used a needle to inject Methamphetamine, Desoxyn, or Methedrine when it was not prescribed for you or that you took only for the experience or feeling it caused?

MTHNEEDL ¹	Len: 2	EVER USED NEEDLE TO INJECT METHAMPHETAMINE	Freq	Pct
		1 = Yes	281	0.51
		2 = No.....	1503	2.72
		3 = Yes LOGICALLY ASSIGNED.....	16	0.03
		4 = No LOGICALLY ASSIGNED	1	0.00
		81 = NEVER USED METHAMPHETAMINE Log assn.....	4	0.01
		85 = BAD DATA Logically assigned	1	0.00
		91 = NEVER USED METHAMPHETAMINE.....	53411	96.63
		97 = REFUSED	7	0.01
		98 = BLANK (NO ANSWER).....	47	0.09

How long has it been since you last used a needle to inject Methamphetamine, Desoxyn, or Methedrine when it was not prescribed for you or that you took only for the experience or feeling it caused?

MTNDLREC ¹	Len: 2	TIME SINCE LAST USED NEEDLE TO INJECT METH	Freq	Pct
		1 = Within the past 30 days.....	21	0.04
		2 = More than 30 days ago but within the past 12 mos.....	31	0.06
		3 = More than 12 months ago	226	0.41
		9 = At some point in the lifetime LOG ASSN	19	0.03
		81 = NEVER USED METHAMPHETAMINE Logically assigned	4	0.01
		91 = NEVER USED METHAMPHETAMINE.....	53411	96.63
		93 = USED METHAMPH BUT NEVER WITH A NEEDLE	1504	2.72
		97 = REFUSED	7	0.01
		98 = BLANK (NO ANSWER).....	48	0.09

NOTE: Questions corresponding to MTHAMP through MTADYPWK were follow-up questions that were asked only of respondents who had not previously reported lifetime nonmedical use of methamphetamine in the core STIMULANTS module.

Methamphetamine, also known as crank, ice, crystal meth, speed, glass, and many other names, is a stimulant that usually comes in crystal or powder forms. It can be smoked, "snorted," swallowed or injected. Have you ever, even once, used methamphetamine?

MTHAMP ¹	Len: 2	EVER USED METHAMPHETAMINE	Freq	Pct
		1 = Yes	787	1.42
		2 = No.....	52409	94.82
		3 = Yes LOGICALLY ASSIGNED.....	1	0.00
		4 = No LOGICALLY ASSIGNED	219	0.40
		85 = BAD DATA Logically assigned	1	0.00
		94 = DON'T KNOW.....	38	0.07
		97 = REFUSED	15	0.03
		98 = BLANK (NO ANSWER).....	17	0.03
		99 = LEGITIMATE SKIP (METHDES=1).....	1784	3.23

How long has it been since you last used methamphetamine?

MTHAREC ¹	Len: 2	TIME SINCE LAST USED METHAMPHETAMINE	Freq	Pct
		1 = Within the past 30 days.....	31	0.06
		2 = More than 30 days ago but within the past 12 mos.....	62	0.11
		3 = More than 12 months ago	693	1.25
		9 = At some point in the lifetime LOG ASN	1	0.00
		11 = Used in the past 30 days LOGICALLY ASSIGNED	1	0.00
		81 = NEVER USED METHAMPHETAMINE Logically assigned	219	0.40
		85 = BAD DATA Logically assigned	1	0.00
		91 = NEVER USED METHAMPHETAMINE (MTHAMP=2)	52409	94.82
		97 = REFUSED	15	0.03
		98 = BLANK (NO ANSWER).....	55	0.10
		99 = LEGITIMATE SKIP (METHDES=1).....	1784	3.23

SPECIAL DRUGS

Have you ever, even once, used a needle to inject methamphetamine?

MTHANEDL¹	Len: 2	EVER USED NEEDLE TO INJECT METHAMPHETAMINE	Freq	Pct
	1	= Yes	94	0.17
	2	= No	691	1.25
	3	= Yes LOGICALLY ASSIGNED	2	0.00
	81	= NEVER USED METHAMPHETAMINE Logically assigned	219	0.40
	85	= BAD DATA Logically assigned	1	0.00
	91	= NEVER USED METHAMPHETAMINE (MTHAMP=2)	52409	94.82
	94	= DON'T KNOW	1	0.00
	97	= REFUSED	15	0.03
	98	= BLANK (NO ANSWER)	55	0.10
	99	= LEGITIMATE SKIP (METHDES=1)	1784	3.23

How long has it been since you last used a needle to inject methamphetamine?

MTANDLRC¹	Len: 2	TIME SINCE LAST USED NEEDLE TO INJECT METHAMP	Freq	Pct
	1	= Within the past 30 days	7	0.01
	2	= More than 30 days ago but within the past 12 mos	8	0.01
	3	= More than 12 months ago	79	0.14
	9	= At some point in the lifetime LOG ASN	1	0.00
	13	= More than 12 months ago LOGICALLY ASSIGNED	1	0.00
	81	= NEVER USED METHAMPHETAMINE Logically assigned	219	0.40
	85	= BAD DATA Logically assigned	1	0.00
	91	= NEVER USED METHAMPHETAMINE (MTHAMP=2)	52409	94.82
	93	= USED METH BUT NEVER W/NEEDLE (MTHANEDL=2)	691	1.25
	97	= REFUSED	15	0.03
	98	= BLANK (NO ANSWER)	56	0.10
	99	= LEGITIMATE SKIP (METHDES=1)	1784	3.23

Earlier, the computer recorded that you have never used Methamphetamine, Desoxyn or Methedrine. Which answer is correct?

MTHEVCK¹	Len: 2	COMPUTER RECORDED NEVER USED METH, CORRECT	Freq	Pct
	1	= I have never used Methamp/Desoxyn/Meth	219	0.40
	2	= I last used Methamphetamine [SD17B FILL]	769	1.39
	85	= BAD DATA Logically assigned	17	0.03
	89	= LEGITIMATE SKIP Logically assigned	1	0.00
	98	= BLANK (NO ANSWER)	56	0.10
	99	= LEGITIMATE SKIP	54209	98.08

Why did you report earlier that you had never used Methamphetamine?

MTHNORSN¹	Len: 2	REASON REPORTED NEVER USED METHAMP	Freq	Pct
	1	= Didnt think of Methamphetamine as prescrip drug	506	0.92
	2	= Made a mistake when I answered the earlier quest	224	0.41
	3	= Some other reason	32	0.06
	11	= Didnt think of Methamphetamine as Rx drug LOG ASSN	2	0.00
	12	= Made a mistake when answered earlier ques LOG ASSN	2	0.00
	94	= DON'T KNOW	2	0.00
	97	= REFUSED	1	0.00
	98	= BLANK (NO ANSWER)	73	0.13
	99	= LEGITIMATE SKIP	54429	98.48

SPECIAL DRUGS

MTHNOSP¹	Len: 2	OTHER REASON NEVER USED METHAMPHETAMINE	Freq	Pct
		1 = Didnt think of Methamphetamine as prescrip drug	2	0.00
		2 = Made a mistake when I answered the earlier quest.....	2	0.00
		4 = Didnt recognize crank/crystal/ice/speed as mthamp	7	0.01
		5 = Didnt recognize earlier names/knew mth by another	5	0.01
		6 = Didnt think of mthamp as a pill/powder; Rx unspcfd	6	0.01
		9 = Misunderstood earlier quest; reason unspecified	3	0.01
		10 = Used methamphetamine only rarely/long time ago.....	1	0.00
		85 = BAD DATA Logically assigned	5	0.01
		94 = DON'T KNOW	3	0.01
		97 = REFUSED	3	0.01
		98 = BLANK (NO ANSWER).....	75	0.14
		99 = LEGITIMATE SKIP	55159	99.80

NOTE: A small number of respondents who reported in the core STIMULANTS module that did not know whether they ever used methamphetamine nonmedically were not asked the question corresponding to MTHAAGE. These cases were assigned a code of 990 (see below).

How old were you the first time you used Methamphetamine?

MTHAAGE¹	Len: 3	AGE WHEN FIRST USED METHAMPHETAMINE	Freq	Pct
		RANGE = 1 - 60.....	759	1.37
		981 = NEVER USED METHAMPHETAMINE Logically assigned	219	0.40
		990 = NOT ASKED THE QUESTION Logically assigned	1	0.00
		991 = NEVER USED METHAMPHETAMINE	52409	94.82
		994 = DON'T KNOW	8	0.01
		997 = REFUSED	17	0.03
		998 = BLANK (NO ANSWER).....	74	0.13
		999 = LEGITIMATE SKIP	1784	3.23

Did you first use Methamphetamine in [CURRENT YEAR - 1] or [CURRENT YEAR]?

Did you first use Methamphetamine in [CURRENT YEAR - 2] OR [CURRENT YEAR - 1]?

In what month in [CURRENT YEAR] did you first use Methamphetamine?

MTHAYFU¹	Len: 4	YEAR OF FIRST METHAMPHETAMINE USE - RECODE	Freq	Pct
		RANGE = 2012 - 2014	44	0.08
		9981 = NEVER USED METHAMPHETAMINE Logically assigned	219	0.40
		9991 = NEVER USED METHAMPHETAMINE	52409	94.82
		9994 = DON'T KNOW	8	0.01
		9997 = REFUSED.....	17	0.03
		9998 = BLANK (NO ANSWER).....	75	0.14
		9999 = LEGITIMATE SKIP	2499	4.52

SPECIAL DRUGS

In what month in [CURRENT YEAR] did you first use Methamphetamine?

In what month in [YEAR FROM SDME02 or SDME03] did you first use Methamphetamine?

MTHAMFU¹	Len: 2	MONTH OF FIRST METHAMPHETAMINE USE - RECODE	Freq	Pct
		1 = January.....	6	0.01
		3 = March.....	4	0.01
		4 = April.....	4	0.01
		5 = May.....	2	0.00
		6 = June.....	5	0.01
		7 = July.....	4	0.01
		8 = August.....	1	0.00
		9 = September.....	2	0.00
		10 = October.....	5	0.01
		11 = November.....	3	0.01
		12 = December.....	4	0.01
		81 = NEVER USED METHAMPHETAMINE Logically assigned.....	219	0.40
		91 = NEVER USED METHAMPHETAMINE.....	52409	94.82
		94 = DON'T KNOW.....	12	0.02
		97 = REFUSED.....	17	0.03
		98 = BLANK (NO ANSWER).....	75	0.14
		99 = LEGITIMATE SKIP.....	2499	4.52

MTHAYTOT¹	Len: 3	TOTAL # DAYS USED METHAMPHETAMINE PAST 12 MONTHS	Freq	Pct
		RANGE = 1 - 360.....	90	0.16
		981 = NEVER USED METHAMPHETAMINE Logically assigned.....	219	0.40
		991 = NEVER USED METHAMPHETAMINE.....	52409	94.82
		993 = DID NOT USE METHAMPHETAMINE IN THE PAST 12 MOS.....	693	1.25
		994 = DON'T KNOW.....	1	0.00
		997 = REFUSED.....	15	0.03
		998 = BLANK (NO ANSWER).....	60	0.11
		999 = LEGITIMATE SKIP.....	1784	3.23

MTAFQFLG	Len: 2	TRIMMED MTHAYTOT IF R USED < 12 MOS	Freq	Pct
		1 = Trimmed to be consistent with mo/yr of 1st use.....	6	0.01
		98 = BLANK (NO ANSWER).....	55265	99.99

Now think about the past 12 months, from [DATEFILL] through today. We want to know how many days youve used Methamphetamine during the past 12 months.

What would be the easiest way for you to tell us how many days you used Methamphetamine?

MTABSTWY¹	Len: 2	EASIEST WAY TO TELL US # DAYS USED METH	Freq	Pct
		1 = Prefer to answer in days per week.....	11	0.02
		2 = Prefer to answer in days per month.....	29	0.05
		3 = Prefer to answer in days per year.....	48	0.09
		13 = Prefer to ans in days per yr LOG ASSN.....	2	0.00
		81 = NEVER USED METHAMPHETAMINE Logically assigned.....	219	0.40
		91 = NEVER USED METHAMPHETAMINE.....	52409	94.82
		93 = DID NOT USE METHAMPHETAMINE IN THE PAST 12 MOS.....	693	1.25
		94 = DON'T KNOW.....	1	0.00
		97 = REFUSED.....	15	0.03
		98 = BLANK (NO ANSWER).....	60	0.11
		99 = LEGITIMATE SKIP.....	1784	3.23

SPECIAL DRUGS

On how many days in the past 12 months did you use Methamphetamine?

MTADYPYR¹	Len: 3	# DAYS USED METHAMPHETAMINE PAST 12 MOS	Freq	Pct
		RANGE = 1 - 360.....	50	0.09
		981 = NEVER USED METHAMPHETAMINE Logically assigned	219	0.40
		991 = NEVER USED METHAMPHETAMINE.....	52409	94.82
		993 = DID NOT USE METHAMPHETAMINE IN THE PAST 12 MOS.....	693	1.25
		994 = DON'T KNOW.....	1	0.00
		997 = REFUSED	15	0.03
		998 = BLANK (NO ANSWER).....	60	0.11
		999 = LEGITIMATE SKIP	1824	3.30

On average, how many days each month during the past 12 months did you use Methamphetamine?

MTADYPMO¹	Len: 2	# DAYS PER MO USED METHAMPHETAMINE PAST 12 MOS	Freq	Pct
		RANGE = 1 - 28.....	29	0.05
		81 = NEVER USED METHAMPHETAMINE Logically assigned	219	0.40
		91 = NEVER USED METHAMPHETAMINE.....	52409	94.82
		93 = DID NOT USE METHAMPHETAMINE IN THE PAST 12 MOS	693	1.25
		94 = DON'T KNOW.....	1	0.00
		97 = REFUSED	15	0.03
		98 = BLANK (NO ANSWER).....	60	0.11
		99 = LEGITIMATE SKIP	1845	3.34

On average, how many days each week during the past 12 months did you use Methamphetamine?

MTADYPWK¹	Len: 2	# DAYS PER WK USED METHAMPHETAMINE PAST 12 MOS	Freq	Pct
		RANGE = 1 - 5.....	11	0.02
		81 = NEVER USED METHAMPHETAMINE Logically assigned	219	0.40
		91 = NEVER USED METHAMPHETAMINE.....	52409	94.82
		93 = DID NOT USE METHAMPHETAMINE IN THE PAST 12 MOS	693	1.25
		94 = DON'T KNOW.....	1	0.00
		97 = REFUSED	15	0.03
		98 = BLANK (NO ANSWER).....	60	0.11
		99 = LEGITIMATE SKIP	1863	3.37

NOTE: OSTNEEDL and OSTNLREC were edited in a manner that was consistent with how these variables were created prior to 2005.

Have you ever, even once, used a needle to inject (any other stimulant / a stimulant) when it was not prescribed for you or that you took only for the experience or feeling it caused?

OSTNEEDL¹	Len: 2	EVER USED NEEDLE TO INJECT (OTHER) STIMULANT	Freq	Pct
		1 = Yes	154	0.28
		2 = No.....	2863	5.18
		3 = Yes LOGICALLY ASSIGNED.....	4	0.01
		81 = NEVER USED STIMULANTS Log assn.....	4	0.01
		85 = BAD DATA Logically assigned	1	0.00
		89 = LEGITIMATE SKIP Logically assigned.....	1	0.00
		91 = NEVER USED STIMULANTS	51183	92.60
		94 = DON'T KNOW.....	1	0.00
		97 = REFUSED	4	0.01
		98 = BLANK (NO ANSWER).....	133	0.24
		99 = LEGITIMATE SKIP	923	1.67

SPECIAL DRUGS

How long has it been since you last used a needle to inject (any other stimulant / any stimulant) when it was not prescribed for you or that you took only for the experience or feeling it caused?

OSTNLREC¹	Len: 2	TIME SINCE LAST USED NEEDLE TO INJECT (OTH) STIM	Freq	Pct
	1 =	Within the past 30 days.....	11	0.02
	2 =	More than 30 days ago but within the past 12 mos.....	11	0.02
	3 =	More than 12 months ago	130	0.24
	9 =	At some point in the lifetime LOG ASSN	3	0.01
	13 =	More than 12 months ago LOGICALLY ASSIGNED.....	3	0.01
	81 =	NEVER USED STIMULANTS Logically assigned.....	4	0.01
	91 =	NEVER USED STIMULANTS	51183	92.60
	93 =	USED STIM/OTHR STIMULANT BUT NEVER WITH A NEEDLE	2863	5.18
	97 =	REFUSED	4	0.01
	98 =	BLANK (NO ANSWER).....	135	0.24
	99 =	LEGITIMATE SKIP	924	1.67

Have you ever, even once, used a needle to inject cocaine?

COCNEEDL¹	Len: 2	EVER USED NEEDLE TO INJECT COCAINE	Freq	Pct
	1 =	Yes	385	0.70
	2 =	No.....	6242	11.29
	3 =	Yes LOGICALLY ASSIGNED.....	6	0.01
	91 =	NEVER USED COCAINE	48613	87.95
	97 =	REFUSED	14	0.03
	98 =	BLANK (NO ANSWER).....	11	0.02

How long has it been since you last used a needle to inject cocaine?

CONDLREC¹	Len: 2	TIME SINCE LAST USED NEEDLE TO INJECT COCAINE	Freq	Pct
	1 =	Within the past 30 days.....	11	0.02
	2 =	More than 30 days ago but within the past 12 mos.....	32	0.06
	3 =	More than 12 months ago	341	0.62
	9 =	At some point in the lifetime LOG ASSN	6	0.01
	13 =	More than 12 months ago LOGICALLY ASSIGNED.....	1	0.00
	91 =	NEVER USED COCAINE	48613	87.95
	93 =	USED COCAINE BUT NEVER WITH A NEEDLE	6242	11.29
	97 =	REFUSED	14	0.03
	98 =	BLANK (NO ANSWER).....	11	0.02

Have you ever, even once, used a needle to inject any other drug/any drug that was not prescribed for you or that you took only for the experience or feeling it caused?

OTDGNEDL¹	Len: 2	EVER USED NEEDLE TO INJECT ANY OTHER DRUG	Freq	Pct
	1 =	Yes	318	0.58
	2 =	No.....	54920	99.36
	94 =	DON'T KNOW.....	14	0.03
	97 =	REFUSED	10	0.02
	98 =	BLANK (NO ANSWER).....	9	0.02

SPECIAL DRUGS

OTDGNDLA ¹	Len: 4	OTHER DRUG INJECTED - SPECIFY 1	Freq	Pct
		109 = Seconal.....	1	0.00
		201 = Valium, Diazepam.....	1	0.00
		209 = Xanax, Alprazolam, Tafil, Xanax bars.....	3	0.01
		227 = Thorazine.....	1	0.00
		246 = Clonazepam, Diocam, Klonopin, Rivotril.....	1	0.00
		318 = Ritalin, Methylphenidate.....	5	0.01
		322 = Methamphetamine ("ice" or "crank"), Meth.....	25	0.05
		355 = Crystal meth, crystal methamphetamine.....	4	0.01
		401 = Darvon.....	1	0.00
		407 = Demerol, Meperidine.....	5	0.01
		408 = Dilaudid, Hydromorphone.....	26	0.05
		411 = Talwin.....	2	0.00
		415 = Codeine.....	1	0.00
		417 = Morphine, Roxanol.....	27	0.05
		418 = Methadone, Dolophine.....	2	0.00
		423 = Percocet.....	6	0.01
		427 = Darvocet, Davocet-N.....	1	0.00
		435 = Tylenol, Tylenol Extra-Strength <OTC>.....	1	0.00
		458 = Finalin, Mepergan, Mepergan Fortis, Meprozone.....	1	0.00
		465 = Actiq, Fentanyl, Duragesic, Sublimaze.....	3	0.01
		601 = LSD ("acid").....	6	0.01
		605 = PCP ("angel dust," phencyclidine).....	2	0.00
		606 = "Ecstasy" (MDMA), X-TC, "X".....	5	0.01
		658 = Special K, Ketamine.....	3	0.01
		663 = Animal tranquilizer, horse tranquilizer.....	1	0.00
		702 = Heroin.....	31	0.06
		706 = Smack.....	1	0.00
		801 = OTHER Drugs, NOT OTHERWISE SPECIFIED.....	9	0.02
		805 = Cocaine, coca, cocaína, coke, perico.....	14	0.03
		806 = Crack, rock.....	2	0.00
		820 = Penicillin.....	2	0.00
		824 = Steroids.....	11	0.02
		3046 = Adrenalin, Epinephrine.....	1	0.00
		3052 = Speed; otherwise unspecified.....	2	0.00
		3111 = LDX, Lisdexamfetamine dimesylate, Vyvanse.....	1	0.00
		4044 = Hydrocodone.....	1	0.00
		4046 = Oxycodone or unspecified oxycodone products.....	17	0.03
		4067 = OxyContin.....	41	0.07
		4109 = Suboxone.....	12	0.02
		4119 = Buprenorphine, Subutex.....	3	0.01
		6114 = Molly; not otherwise specified.....	2	0.00
		8067 = Testosterone.....	5	0.01
		8088 = Dianabol.....	2	0.00
		8090 = Sustanon, Sostanon.....	1	0.00
		8112 = hCG, Human Chorionic Gonadotropin.....	1	0.00
		8134 = Glucophage, Metformin.....	1	0.00
		8187 = Xylocaine.....	1	0.00
		8206 = Delatestryl, Testosterone enanthate.....	1	0.00
		8301 = Bath salts, otherwise unspecified.....	1	0.00
		8353 = Hormone; otherwise unspecified.....	1	0.00
		8355 = EPO, Erythropoietin.....	1	0.00
		9985 = BAD DATA Logically assigned.....	5	0.01
		9994 = DON'T KNOW.....	4	0.01
		9997 = REFUSED.....	20	0.04
		9998 = BLANK (NO ANSWER).....	23	0.04
		9999 = LEGITIMATE SKIP.....	54920	99.36

SPECIAL DRUGS

OTDGNDLB ¹	Len: 4	OTHER DRUG INJECTED - SPECIFY 2	Freq	Pct
		201 = Valium, Diazepam.....	3	0.01
		209 = Xanax, Alprazolam, Tafil, Xanax bars.....	3	0.01
		318 = Ritalin, Methylphenidate.....	1	0.00
		322 = Methamphetamine ("ice" or "crank"), Meth.....	7	0.01
		339 = Amphetamines.....	1	0.00
		407 = Demerol, Meperidine.....	1	0.00
		408 = Dilaudid, Hydromorphone	8	0.01
		417 = Morphine, Roxanol.....	15	0.03
		418 = Methadone, Dolophine.....	2	0.00
		465 = Actiq, Fentanyl, Duragesic, Sublimaze.....	1	0.00
		601 = LSD ("acid")	2	0.00
		606 = "Ecstasy" (MDMA), X-TC, "X"	2	0.00
		701 = OTHER Opiates, NOT OTHERWISE SPECIFIED.....	1	0.00
		702 = Heroin.....	4	0.01
		801 = OTHER Drugs, NOT OTHERWISE SPECIFIED.....	5	0.01
		803 = Marijuana, MarrJane, Mary Jane, MJ, pot, weed.....	1	0.00
		805 = Cocaine, coca, cocaina, coke, perico.....	9	0.02
		806 = Crack, rock.....	1	0.00
		807 = Alcohol, beer, ethanol, EtOH, pink champagne	1	0.00
		820 = Penicillin	1	0.00
		3052 = Speed; otherwise unspecified	2	0.00
		4044 = Hydrocodone	1	0.00
		4046 = Oxycodone or unspecified oxycodone products	5	0.01
		4047 = Roxicet.....	2	0.00
		4065 = Roxicodone.....	1	0.00
		4067 = OxyContin.....	10	0.02
		4095 = Dihydrocodeine.....	1	0.00
		4109 = Suboxone	1	0.00
		4120 = Numorphan, Opana, Oxymorphone	3	0.01
		8072 = Deca-Durabolin, Nandrolone decanoate	1	0.00
		8076 = Winstrol.....	1	0.00
		8122 = Trenbol	1	0.00
		8212 = Finaplix Gold, Trembolona QV75, Trenbolone.....	1	0.00
		8301 = Bath salts, otherwise unspecified	1	0.00
		9985 = BAD DATA Logically assigned.....	2	0.00
		9994 = DON'T KNOW.....	1	0.00
		9997 = REFUSED.....	12	0.02
		9998 = BLANK (NO ANSWER).....	236	0.43
		9999 = LEGITIMATE SKIP	54920	99.36

OTDGNLDC ¹	Len: 4	OTHER DRUG INJECTED - SPECIFY 3	Freq	Pct
		108 = Nembutal	1	0.00
		201 = Valium, Diazepam.....	1	0.00
		207 = Ativan, Lorazepam, Orfidal.....	1	0.00
		306 = Desoxyn.....	1	0.00
		322 = Methamphetamine ("ice" or "crank"), Meth.....	3	0.01
		408 = Dilaudid, Hydromorphone	6	0.01
		417 = Morphine, Roxanol.....	7	0.01
		418 = Methadone, Dolophine.....	3	0.01
		465 = Actiq, Fentanyl, Duragesic, Sublimaze.....	2	0.00
		658 = Special K, Ketamine.....	1	0.00
		702 = Heroin.....	1	0.00
		803 = Marijuana, MarrJane, Mary Jane, MJ, pot, weed.....	1	0.00
		805 = Cocaine, coca, cocaina, coke, perico.....	2	0.00
		2001 = Sanoma, Soma, Carisoprodol	1	0.00
		3023 = Adderall	2	0.00
		4067 = OxyContin.....	5	0.01
		4119 = Buprenorphine, Subutex	1	0.00
		8076 = Winstrol.....	1	0.00
		9985 = BAD DATA Logically assigned.....	2	0.00
		9997 = REFUSED.....	10	0.02
		9998 = BLANK (NO ANSWER).....	299	0.54
		9999 = LEGITIMATE SKIP	54920	99.36

SPECIAL DRUGS

OTDGNLDL ¹	Len: 4	OTHER DRUG INJECTED - SPECIFY 4	Freq	Pct
		209 = Xanax, Alprazolam, Tafil, Xanax bars.....	1	0.00
		322 = Methamphetamine ("ice" or "crank"), Meth.....	2	0.00
		408 = Dilaudid, Hydromorphone	2	0.00
		417 = Morphine, Roxanol.....	2	0.00
		418 = Methadone, Dolophine.....	1	0.00
		702 = Heroin.....	1	0.00
		805 = Cocaine, coca, cocaína, coke, perico.....	1	0.00
		806 = Crack, rock.....	1	0.00
		3023 = Adderall	1	0.00
		4046 = Oxycodone or unspecified oxycodone products	2	0.00
		4065 = Roxicodone.....	1	0.00
		4067 = OxyContin.....	3	0.01
		4119 = Buprenorphine, Subutex	1	0.00
		4120 = Numorphan, Opana, Oxymorphone	2	0.00
		9985 = BAD DATA Logically assigned.....	1	0.00
		9997 = REFUSED.....	11	0.02
		9998 = BLANK (NO ANSWER).....	318	0.58
		9999 = LEGITIMATE SKIP	54920	99.36

OTDGNLLE ¹	Len: 4	OTHER DRUG INJECTED - SPECIFY 5	Freq	Pct
		318 = Ritalin, Methylphenidate.....	1	0.00
		407 = Demerol, Meperidine.....	1	0.00
		408 = Dilaudid, Hydromorphone	2	0.00
		417 = Morphine, Roxanol.....	1	0.00
		419 = Stadol, Stadol NS.....	1	0.00
		423 = Percocet	1	0.00
		465 = Actiq, Fentanyl, Duragesic, Sublimaze.....	1	0.00
		4046 = Oxycodone or unspecified oxycodone products	1	0.00
		4067 = OxyContin.....	1	0.00
		4109 = Suboxone	1	0.00
		9997 = REFUSED.....	10	0.02
		9998 = BLANK (NO ANSWER).....	330	0.60
		9999 = LEGITIMATE SKIP	54920	99.36

Think about the last time you used a needle for injecting drugs. The last time you used a needle for injecting drugs, were you reusing a needle that you had used before?

GNNDREUS ¹	Len: 2	LAST TIME REUSED NEEDLE USED BEFORE	Freq	Pct
		1 = Yes.....	324	0.59
		2 = No.....	509	0.92
		94 = DON'T KNOW.....	8	0.01
		97 = REFUSED	13	0.02
		98 = BLANK (NO ANSWER).....	24	0.04
		99 = LEGITIMATE SKIP	54393	98.41

The last time you used a needle for injecting drugs, did you use a needle that you knew or suspected someone else had used before?

GNNDLSH1 ¹	Len: 2	LAST NEEDLE HAD BEEN USED BY SOMEONE ELSE	Freq	Pct
		1 = Yes.....	142	0.26
		2 = No.....	694	1.26
		94 = DON'T KNOW.....	5	0.01
		97 = REFUSED	13	0.02
		98 = BLANK (NO ANSWER).....	24	0.04
		99 = LEGITIMATE SKIP	54393	98.41

SPECIAL DRUGS

The last time you used a needle for injecting drugs, did you use bleach to clean the needle before you used it?

GNNDCLEN¹	Len: 2	USED BLEACH TO CLEAN LAST NEEDLE BEFORE USE	Freq	Pct
	1 = Yes		202	0.37
	2 = No.....		629	1.14
	94 = DON'T KNOW.....		9	0.02
	97 = REFUSED		14	0.03
	98 = BLANK (NO ANSWER).....		24	0.04
	99 = LEGITIMATE SKIP		54393	98.41

The last time you used a needle for injecting drugs, did someone else use the needle after you?

GNNDLSH2¹	Len: 2	SOMEONE ELSE USED LAST NEEDLE AFTER YOU	Freq	Pct
	1 = Yes		153	0.28
	2 = No.....		675	1.22
	94 = DON'T KNOW.....		13	0.02
	97 = REFUSED		13	0.02
	98 = BLANK (NO ANSWER).....		24	0.04
	99 = LEGITIMATE SKIP		54393	98.41

NOTE: In situations where respondents reported getting their last needle "some other way" and specified where they got the needle, the variable GNNDGET2 incorporates these "OTHER, Specify" data.

The last time you used a needle for injecting drugs, how did you get the needle?

GNNDGET2¹	Len: 2	HOW DID YOU GET THE NEEDLE LAST TIME	Freq	Pct
	1 = Bought the needle from a pharmacy		431	0.78
	2 = Got the needle from a needle exchange		46	0.08
	3 = Bought the needle on the street		107	0.19
	4 = Got the needle in a shooting gallery		8	0.01
	5 = Got the needle some other way		35	0.06
	41 = Given by/stole frm friend/acquaint of frnd/nonrel		118	0.21
	42 = Given by, stolen from a relative.....		13	0.02
	43 = Given by, stolen from someone, relation unspecfd		31	0.06
	44 = From drug dealer/came with drugs.....		5	0.01
	45 = Found it/got from a waste can/trash		5	0.01
	46 = Given by, stolen frm med facility/professionl/lab.....		8	0.01
	47 = Given by, stolen from work.....		4	0.01
	49 = Bought, given, stolen from place/location unspecfd.....		7	0.01
	59 = Bought it online/on the Internet		3	0.01
	94 = DON'T KNOW.....		13	0.02
	97 = REFUSED		20	0.04
	98 = BLANK (NO ANSWER).....		24	0.04
	99 = LEGITIMATE SKIP		54393	98.41

The next question is about GHB, also called "G," "Georgia Home Boy," "Grievous Bodily Harm," "Liquid G," or gamma hydroxybutyrate. Have you ever, even once, used GHB?

GHB¹	Len: 2	EVER USED GHB	Freq	Pct
	1 = Yes		283	0.51
	2 = No.....		54898	99.33
	94 = DON'T KNOW.....		68	0.12
	97 = REFUSED		13	0.02
	98 = BLANK (NO ANSWER).....		9	0.02

Adderall is a prescription stimulant that comes in tablet or capsule form. Adderall tablets and capsules are shown below. Have you ever, even once, used Adderall that was not prescribed for you or that you took only for the experience or feeling it caused?

ADDERALL¹	Len: 2	EVER USED ADDERALL THAT WAS NOT PRESCRIBED	Freq	Pct
	1 = Yes		3337	6.04
	2 = No.....		51864	93.84
	94 = DON'T KNOW.....		47	0.09
	97 = REFUSED		14	0.03
	98 = BLANK (NO ANSWER).....		9	0.02

SPECIAL DRUGS

Ambien is a prescription sedative or sleeping pill that comes in tablet form. Ambien tablets are shown below. Have you ever, even once, used Ambien that was not prescribed for you or that you took only for the experience or feeling it caused?

AMBIEN¹	Len: 2	EVER USED AMBIEN THAT WAS NOT PRESCRIBED	Freq	Pct
	1 = Yes		1350	2.44
	2 = No.....		53857	97.44
	94 = DON'T KNOW.....		44	0.08
	97 = REFUSED		11	0.02
	98 = BLANK (NO ANSWER).....		9	0.02

The last two questions were about prescription drugs. The next question is about non-prescription cough or cold medicines, also known as over the counter medicines. Have you ever, even once, taken a non-prescription cough or cold medicine just to get high?

COLDMEDS¹	Len: 2	TAKEN A NONPRESCRIPTION COUGH MED TO GET HIGH	Freq	Pct
	1 = Yes		2077	3.76
	2 = No.....		53140	96.14
	94 = DON'T KNOW.....		30	0.05
	97 = REFUSED		15	0.03
	98 = BLANK (NO ANSWER).....		9	0.02

Earlier, the computer asked you questions about your use of hallucinogens. These drugs often cause people to see or experience things that are not real. The next questions are about hallucinogens you were not specifically asked about earlier.

Have you ever, even once, used Ketamine, also called "Special K" or "Super K"?

KETAMINE¹	Len: 2	EVER USED KETAMINE	Freq	Pct
	1 = Yes		663	1.20
	2 = No.....		54519	98.64
	94 = DON'T KNOW.....		71	0.13
	97 = REFUSED		9	0.02
	98 = BLANK (NO ANSWER).....		9	0.02

Have you ever, even once, used any of the following: DMT, also called dimethyltryptamine, AMT, also called alpha-methyltryptamine, or Foxy, also called 5-MeO-DIPT?

TRYPTMN¹	Len: 2	EVER USED DMT, AMT, FOXY	Freq	Pct
	1 = Yes		516	0.93
	2 = No.....		54649	98.87
	94 = DON'T KNOW.....		87	0.16
	97 = REFUSED		10	0.02
	98 = BLANK (NO ANSWER).....		9	0.02

Have you ever, even once, used Salvia divinorum?

SALVDIV¹	Len: 2	EVER USED SALVIA DIVINORUM	Freq	Pct
	1 = Yes		1458	2.64
	2 = No.....		53681	97.12
	94 = DON'T KNOW.....		113	0.20
	97 = REFUSED		10	0.02
	98 = BLANK (NO ANSWER).....		9	0.02

Earlier, the computer recorded that you have used GHB. How long has it been since you last used GHB?

GHBREC¹	Len: 2	TIME SINCE LAST USED GHB	Freq	Pct
	1 = Within the past 30 days.....		10	0.02
	2 = More than 30 days ago but within the past 12 mos.....		17	0.03
	3 = More than 12 months ago		255	0.46
	9 = At some point in the lifetime LOG ASSN		1	0.00
	91 = NEVER USED GHB.....		54898	99.33
	97 = REFUSED		13	0.02
	98 = BLANK (NO ANSWER).....		77	0.14

SPECIAL DRUGS

Earlier, the computer recorded that you have used Adderall that was not prescribed for you or that you took only for the experience or feeling it caused. How long has it been since you last used Adderall in either of these ways?

ADDEREC¹	Len: 2	TIME SINCE LAST USED ADDERALL	Freq	Pct
		1 = Within the past 30 days.....	380	0.69
		2 = More than 30 days ago but within the past 12 mos.....	879	1.59
		3 = More than 12 months ago	2070	3.75
		9 = At some point in the lifetime LOG ASSN	8	0.01
		91 = NEVER USED ADDERALL.....	51864	93.84
		97 = REFUSED	14	0.03
		98 = BLANK (NO ANSWER).....	56	0.10

Earlier the computer recorded that you have used Ambien that was not prescribed for you or that you took only for the experience or feeling it caused. How long has it been since you last used Ambien in either of these ways?

AMBIREC¹	Len: 2	TIME SINCE LAST USED AMBIEN	Freq	Pct
		1 = Within the past 30 days.....	81	0.15
		2 = More than 30 days ago but within the past 12 mos.....	255	0.46
		3 = More than 12 months ago	1007	1.82
		9 = At some point in the lifetime LOG ASSN	7	0.01
		91 = NEVER USED AMBIEN	53857	97.44
		97 = REFUSED	11	0.02
		98 = BLANK (NO ANSWER).....	53	0.10

Earlier, the computer recorded that you have taken a non-prescription cough or cold medicine just to get high. How long has it been since you last took one of these cough or cold medicines to get high?

COLDREC¹	Len: 2	TIME SINCE LAST USED COUGH/COLD MED	Freq	Pct
		1 = Within the past 30 days.....	134	0.24
		2 = More than 30 days ago but within the past 12 mos.....	360	0.65
		3 = More than 12 months ago	1543	2.79
		9 = At some point in the lifetime LOG ASSN	40	0.07
		91 = NEVER USED COUGH/COLD MED.....	53140	96.14
		97 = REFUSED	15	0.03
		98 = BLANK (NO ANSWER).....	39	0.07

SPECIAL DRUGS

COLDYR1 ¹	Len: 6	OTHER COUGH/COLD MED USED PAST 12 MOS - SPECIFY 1	Freq	Pct
		122.0 = Over-the-counter sleep aid; not specified <OTC>.....	1	0.00
		130.0 = Phenergan, Promethazine.....	14	0.03
		171.0 = NyQuil, no other information <OTC>	119	0.22
		171.3 = NyQuil Cold and Flu <OTC>	1	0.00
		180.0 = Tylenol P.M. <OTC>	3	0.01
		285.0 = Risperdal, Risperdol, Risperidone.....	1	0.00
		409.0 = Tylenol with Codeine, Tylenol 3, Tylenol 4	3	0.01
		415.0 = Codeine	33	0.06
		422.0 = Motrin, no other information <OTC>	2	0.00
		425.0 = Advil, no other information <OTC>	6	0.01
		432.0 = Rufen.....	1	0.00
		434.0 = Vicodin, Lortab, Lorcet, Anexsia, Co-Gesic	2	0.00
		435.0 = Tylenol/Children's Tylenol; otherwise unspcfd<OTC>.....	21	0.04
		436.0 = Bufferin <OTC>.....	1	0.00
		442.0 = Ibuprofen	3	0.01
		450.0 = Acetaminophen, incl. non-Tylenol brands <OTC>	2	0.00
		829.0 = Robitussin, no other information <OTC>	40	0.07
		829.5 = Robotussin Cough, no other information <OTC>.....	1	0.00
		840.0 = Cough med, generic/unspec, contents unspec <OTC>	6	0.01
		843.0 = Cold medicine/tabs, brand unspfd or generic <OTC>	4	0.01
		843.1 = Nighttime cold medication; brand unspecified <OTC>.....	1	0.00
		883.0 = Dextromethorphan Hydrobromide <OTC>.....	1	0.00
		1001.0 = Benadryl, Diphenhydramine, no other info <OTC>	7	0.01
		1014.0 = Advil PM <OTC>	1	0.00
		3017.0 = Dayquil medication, no other information <OTC>	4	0.01
		3047.0 = Sudafed, no other information <OTC>.....	1	0.00
		4031.0 = Cough medicine with Codeine <OTC>	2	0.00
		4044.0 = Hydrocodone	5	0.01
		4076.0 = OTC Pain reliever; not otherwise specified <OTC>	1	0.00
		4097.0 = Tussionex	2	0.00
		4114.0 = Phenergan w/Codeine, Promethazine w/Codeine	10	0.02
		4114.1 = Promethazine VC with Codeine.....	1	0.00
		4118.0 = Calpol	1	0.00
		6029.0 = DXM <OTC>	4	0.01
		6083.0 = CCC, "Triple C," C3 <OTC>	11	0.02
		8010.0 = Zyrtec, Cetirizine <OTC>.....	1	0.00
		8012.0 = Coriciden, no other information <OTC>	14	0.03
		8012.1 = Coricidin Cough and Cold <OTC>.....	6	0.01
		8012.4 = Coricidin HBP Cough & Cold <OTC>	1	0.00
		8025.0 = Alavert, Claritin, Loratadine, no other info <OTC>	1	0.00
		8042.4 = Alka-Seltzer Plus; no other information	1	0.00
		8056.0 = Vicks, no other information <OTC>	3	0.01
		8065.0 = Tylenol Cold medication, no other info <OTC>	1	0.00
		8070.0 = Advil Cold and Sinus <OTC>	1	0.00
		8110.0 = Over-the-counter drug/pills; type unspecified<OTC>	10	0.02
		8192.0 = Delsym <OTC>	9	0.02
		8200.0 = Tylenol Cold and Flu medication,no othr info <OTC>	1	0.00
		8202.0 = Tussin, no other information	1	0.00
		8205.0 = Mucinex, no other information <OTC>.....	4	0.01
		8211.0 = Halls drops/lozenges, no other info <OTC>	4	0.01
		8217.0 = Broncolin <OTC>	1	0.00
		8221.0 = D'Cold; otherwise unspecified <OTC>.....	1	0.00
		8228.0 = Lean (Promethazine w/codeine mixed w/Sprite).....	4	0.01
		8238.0 = Cheratussin <OTC>	2	0.00
		8250.0 = Coldarin <OTC>.....	1	0.00
		8254.0 = Flanax; no other information <OTC>	1	0.00
		8258.0 = Tukol <OTC>	1	0.00
		8266.0 = Tobacco; type or form unspecified.....	1	0.00
		8267.0 = Hyland's Defend; otherwise unspecified <OTC>.....	1	0.00
		8268.0 = Broncomax.....	1	0.00
		9985.0 = BAD DATA Logically assigned	35	0.06
		9991.0 = NEVER USED COUGH/COLD MED	53140	96.14
		9993.0 = DID NOT USE COUGH/COLD MED IN THE PAST 12 MOS.....	1543	2.79
		9994.0 = DON'T KNOW	48	0.09
		9997.0 = REFUSED.....	37	0.07
		9998.0 = BLANK (NO ANSWER).....	80	0.14

SPECIAL DRUGS

COLDYR2 ¹	Len: 6	OTHER COUGH/COLD MED USED PAST 12 MOS - SPECIFY 2	Freq	Pct
		130.0 = Phenergan, Promethazine.....	6	0.01
		171.0 = NyQuil, no other information <OTC>	23	0.04
		171.5 = ZzzQuil <OTC>	1	0.00
		178.0 = Quetiapine, Seroquel	1	0.00
		180.0 = Tylenol P.M. <OTC>	1	0.00
		415.0 = Codeine	8	0.01
		422.0 = Motrin, no other information <OTC>	2	0.00
		425.0 = Advil, no other information <OTC>	3	0.01
		435.0 = Tylenol/Children's Tylenol; otherwise unspcfd<OTC>.....	4	0.01
		450.0 = Acetaminophen, incl. non-Tylenol brands <OTC>	1	0.00
		480.0 = Robitussin AC with Codeine (Schedule V).....	1	0.00
		499.0 = Aleve <OTC>	1	0.00
		829.0 = Robitussin, no other information <OTC>	12	0.02
		840.0 = Cough med, generic/unspec, contents unspec <OTC>	5	0.01
		840.1 = Night cough med/syrup/drops; brand unspcfd	1	0.00
		843.0 = Cold medicine/tabs, brand unspcfd or generic <OTC>	4	0.01
		1001.0 = Benadryl, Diphenhydramine, no other info <OTC>	4	0.01
		3017.0 = Dayquil medication, no other information <OTC>	7	0.01
		4076.0 = OTC Pain reliever; not otherwise specified <OTC>	1	0.00
		4114.0 = Phenergan w/Codeine, Promethazine w/Codeine	3	0.01
		4116.0 = Hycodan, Hydromet, Tussigon	1	0.00
		5061.0 = Lip balm, lip gloss	1	0.00
		6029.0 = DXM <OTC>	2	0.00
		6083.0 = CCC, "Triple C," C3 <OTC>	3	0.01
		8012.0 = Coriciden, no other information <OTC>	1	0.00
		8025.0 = Alavert, Claritin, Loratadine, no other info <OTC>	1	0.00
		8038.0 = Coldact	1	0.00
		8091.0 = Benzedrex <OTC>	1	0.00
		8110.0 = Over-the-counter drug/pills; type unspecified<OTC>	5	0.01
		8169.0 = TheraFlu <OTC>	1	0.00
		8192.0 = Delsym <OTC>	3	0.01
		8202.0 = Tussin, no other information	1	0.00
		8202.6 = Tussin DM, no other information <OTC>	1	0.00
		8205.0 = Mucinex, no other information <OTC>.....	2	0.00
		8205.3 = Mucinex DM Maximum Strength <OTC>	1	0.00
		8212.0 = Zicam medication, no other information <OTC>	1	0.00
		8228.0 = Lean (Promethazine w/codeine mixed w/Sprite).....	2	0.00
		9985.0 = BAD DATA Logically assigned	9	0.02
		9991.0 = NEVER USED COUGH/COLD MED	53140	96.14
		9993.0 = DID NOT USE COUGH/COLD MED IN THE PAST 12 MOS	1543	2.79
		9994.0 = DON'T KNOW	9	0.02
		9997.0 = REFUSED.....	19	0.03
		9998.0 = BLANK (NO ANSWER).....	434	0.79

COLDYR3 ¹	Len: 6	OTHER COUGH/COLD MED USED PAST 12 MOS - SPECIFY 3	Freq	Pct
		130.0 = Phenergan, Promethazine.....	2	0.00
		171.0 = NyQuil, no other information <OTC>	6	0.01
		435.0 = Tylenol/Children's Tylenol; otherwise unspcfd<OTC>.....	4	0.01
		829.0 = Robitussin, no other information <OTC>	2	0.00
		840.0 = Cough med, generic/unspec, contents unspec <OTC>	2	0.00
		4097.0 = Tussionex	1	0.00
		8038.0 = Coldact	1	0.00
		8056.5 = Vicks cough medication, no other info <OTC>.....	1	0.00
		8192.0 = Delsym <OTC>	1	0.00
		8204.0 = Flu medication, no other information <OTC>	1	0.00
		9985.0 = BAD DATA Logically assigned	1	0.00
		9991.0 = NEVER USED COUGH/COLD MED	53140	96.14
		9993.0 = DID NOT USE COUGH/COLD MED IN THE PAST 12 MOS	1543	2.79
		9994.0 = DON'T KNOW	3	0.01
		9997.0 = REFUSED.....	16	0.03
		9998.0 = BLANK (NO ANSWER).....	547	0.99

SPECIAL DRUGS

COLDYR4¹	Len: 6	OTHER COUGH/COLD MED USED PAST 12 MOS - SPECIFY 4	Freq	Pct
		435.0 = Tylenol/Children's Tylenol; otherwise unspcfd<OTC>.....	1	0.00
		843.1 = Nighttime cold medication; brand unspecified <OTC>	1	0.00
		1001.0 = Benadryl, Diphenhydramine, no other info <OTC>	1	0.00
		9985.0 = BAD DATA Logically assigned	1	0.00
		9991.0 = NEVER USED COUGH/COLD MED	53140	96.14
		9993.0 = DID NOT USE COUGH/COLD MED IN THE PAST 12 MOS	1543	2.79
		9997.0 = REFUSED.....	15	0.03
		9998.0 = BLANK (NO ANSWER).....	569	1.03

COLDYR5¹	Len: 6	OTHER COUGH/COLD MED USED PAST 12 MOS - SPECIFY 5	Freq	Pct
		171.0 = NyQuil, no other information <OTC>	2	0.00
		840.1 = Night cough med/syrup/drops; brand unspcfd	1	0.00
		9991.0 = NEVER USED COUGH/COLD MED	53140	96.14
		9993.0 = DID NOT USE COUGH/COLD MED IN THE PAST 12 MOS	1543	2.79
		9997.0 = REFUSED.....	15	0.03
		9998.0 = BLANK (NO ANSWER).....	570	1.03

NOTE: OTCFLAG is a "flag" variable that has a value of 1 when respondents reported use of an over-the-counter (OTC) cold medication to get high in the past year, but the only drugs that they specified were prescription- type ones. OTCFLAG has a value of 2 when respondents reported use of OTC cold medications to get high but their "OTHER, Specify" variables COLDYR1 through COLDYR5 all had codes of "bad data" or "blank."

OTCFLAG¹	Len: 2	INCONSISTENCY FLAG FOR REPORT OF OTC COLD MEDS	Freq	Pct
		1 = Specified use only of prescrip-type drugs, past yr	79	0.14
		2 = Bad data or blank in COLDYR1-COLDYR5.....	15	0.03
		98 = BLANK (OTHERWISE)	55177	99.83

Earlier, the computer recorded that you have used Ketamine. How long has it been since you last used Ketamine?

KETAREC¹	Len: 2	TIME SINCE LAST USED KETAMINE	Freq	Pct
		1 = Within the past 30 days.....	13	0.02
		2 = More than 30 days ago but within the past 12 mos.....	59	0.11
		3 = More than 12 months ago	585	1.06
		9 = Used at some point in the lifetime LOG ASSN	6	0.01
		91 = NEVER USED KETAMINE	54519	98.64
		97 = REFUSED	9	0.02
		98 = BLANK (NO ANSWER).....	80	0.14

Earlier, the computer recorded that you have used DMT, AMT, or Foxy. How long has it been since you last used any of these drugs?

TRYPREC¹	Len: 2	TIME SINCE LAST USED DMT/AMT/FOXY	Freq	Pct
		1 = Within the past 30 days.....	25	0.05
		2 = More than 30 days ago but within the past 12 mos.....	104	0.19
		3 = More than 12 months ago	382	0.69
		9 = Used at some point in the lifetime LOG ASSN	5	0.01
		91 = NEVER USED DMT/AMT/FOXY	54649	98.87
		97 = REFUSED	10	0.02
		98 = BLANK (NO ANSWER).....	96	0.17

Earlier, the computer recorded that you have used Salvia divinorum. How long has it been since you last used Salvia divinorum?

SALVREC¹	Len: 2	TIME SINCE LAST USED SALVIA DIVINORUM	Freq	Pct
		1 = Within the past 30 days.....	16	0.03
		2 = More than 30 days ago but within the past 12 mos.....	85	0.15
		3 = More than 12 months ago	1351	2.44
		9 = Used at some point in the lifetime LOG ASSN	6	0.01
		91 = NEVER USED SALVIA DIVINORUM	53681	97.12
		97 = REFUSED	10	0.02
		98 = BLANK (NO ANSWER).....	122	0.22

RECODED SPECIAL DRUGS

RECODED SPECIAL DRUGS

The values in the section may be inconsistent with values from the core section(s). Items in this section were edited when respondents legitimately skipped out of these items based on prior answers in the core section(s). Otherwise, non-core items generally were not edited to make them consistent with core items, and core items were not edited to make them consistent with non-core items. This note applies to variables in this section marked by a ¹.

NOTE: The variables in this section are recoded variables that were created from one or more of the edited variables from the preceding section.

NOTE: Certain source variables that were used to create recoded variables have valid values that might not have been reported or assigned for the current survey year. However, these values have been included in the general specifications in the codebook on how the recoded variables were created. See additional details about this issue in the Organization of the Data File section of this codebook introduction.

NOTE: The variables STNEEDLR, STNLRECR, and NEDLRECR were created to be consistent with data from corresponding variables prior to 2005. STNEEDLR was derived from the variables MTHNEEDL and OSTNEEDL. STNLRECR was derived from the variables MTNDLREC and OSTNLREC. NEDLRECR was derived from the variables HRNDLREC, CONDLREC, and STNLRECR. The variables STNEDL06, STNLRC06, and NDLREC06 also took into account data from the methamphetamine variables MTHANEDL, MTANDLRC, and MTHEVCK from the SPECIAL DRUGS module. STNEDL06 was derived from STNEEDLR and MTHANEDL. STNLRC06 was derived from STNLRECR and MTANDLRC. NDLREC06 was derived from NEDLRECR and STNLRC06.

STNEEDLR¹	Len: 2	EVER USED NEEDLE TO INJECT STIMULANT - RECODE	Freq	Pct
		1 = Yes	378	0.68
		2 = No.....	3580	6.48
		81 = NEVER USED STIMULANTS Logically assigned.....	4	0.01
		91 = NEVER USED STIMULANTS	51183	92.60
		97 = REFUSED	8	0.01
		98 = MISSING (BUT NOT REFUSED).....	118	0.21

STNLRECR¹	Len: 2	MOST RECENT TIME USED STIMULANT W/NEEDLE - RECODE	Freq	Pct
		1 = Within the past 30 days.....	25	0.05
		2 = More than 30 days ago but within the past 12 mos.....	38	0.07
		3 = More than 12 months ago	291	0.53
		9 = At some point in the lifetime LOG ASSN	21	0.04
		13 = More than 12 months ago LOGICALLY ASSIGNED.....	3	0.01
		81 = NEVER USED STIMULANTS Logically assigned.....	4	0.01
		91 = NEVER USED STIMULANTS	51183	92.60
		93 = USED STIMULANTS BUT NEVER WITH A NEEDLE	3580	6.48
		97 = REFUSED	8	0.01
		98 = MISSING (BUT NOT REFUSED).....	118	0.21

NEDLRECR¹	Len: 2	MOST RECENT TIME USED COC/HER/STM WITH A NEEDLE	Freq	Pct
		1 = Within the past 30 days.....	69	0.12
		2 = More than 30 days ago but within the past 12 mos.....	79	0.14
		3 = More than 12 months ago	552	1.00
		8 = At some point in the past 12 months LOG ASSN	3	0.01
		9 = At some point in the lifetime LOG ASSN	36	0.07
		13 = More than 12 months ago LOGICALLY ASSIGNED.....	2	0.00
		81 = NEVER USED COC/HER/STM W/NEEDLE Log assn	4	0.01
		91 = NEVER USED COC/HER/STM WITH A NEEDLE.....	54364	98.36
		97 = REFUSED	21	0.04
		98 = MISSING (BUT NOT REFUSED).....	141	0.26

STNEDL06¹	Len: 2	EVER USE NEEDL TO INJECT STIM (INCL METH 06 DATA)	Freq	Pct
		1 = Yes	427	0.77
		2 = No.....	3939	7.13
		81 = NEVER USED STIMULANTS Logically assigned.....	4	0.01
		91 = NEVER USED STIMULANTS	50775	91.87
		97 = REFUSED	8	0.01
		98 = MISSING (BUT NOT REFUSED).....	118	0.21

RECODED SPECIAL DRUGS

STNLRC06¹	Len: 2	MOST RECENT USE STIM W/NEEDLE (INCL METH 06 DATA)	Freq	Pct
	1	= Within the past 30 days.....	31	0.06
	2	= More than 30 days ago but within the past 12 mos.....	43	0.08
	3	= More than 12 months ago	331	0.60
	8	= At some point in the past 12 months LOG ASSN	1	0.00
	9	= At some point in the lifetime LOG ASSN	18	0.03
	13	= More than 12 months ago LOGICALLY ASSIGNED.....	3	0.01
	81	= NEVER USED STIMULANTS Logically assigned.....	4	0.01
	91	= NEVER USED STIMULANTS (AND MTHAMP=2)	50775	91.87
	93	= USED STIMULANTS BUT NEVER WITH A NEEDLE	3939	7.13
	97	= REFUSED	8	0.01
	98	= MISSING (BUT NOT REFUSED).....	118	0.21

NDLREC06¹	Len: 2	MOST RECENT COC/HER/STM W/NEDL (INC METH 06 DATA)	Freq	Pct
	1	= Within the past 30 days.....	74	0.13
	2	= More than 30 days ago but within the past 12 mos.....	81	0.15
	3	= More than 12 months ago	574	1.04
	8	= At some point in the past 12 months LOG ASSN	4	0.01
	9	= At some point in the lifetime LOG ASSN	33	0.06
	13	= More than 12 months ago LOGICALLY ASSIGNED.....	2	0.00
	81	= NEVER USED COC/HER/STM W/NEEDLE Log assn	4	0.01
	91	= NEVER USED COC/HER/STM WITH A NEEDLE.....	54337	98.31
	97	= REFUSED	21	0.04
	98	= MISSING (BUT NOT REFUSED).....	141	0.26

NOTE: The following eight variables indicate whether a respondent has ever used a needle to inject any drug, heroin, cocaine, stimulants, or methamphetamine.

NOTE: NEDFLG01, NEDSTM, and NEDMTH are based only on data from the methamphetamine questions in the Stimulants module of the core questionnaire. In 2005, new methamphetamine items were added to the non-core Special Drugs module to capture methamphetamine users who failed to report the drug in the prescription Stimulants module. These were augmented in 2006 to include clarifications. The new non-core Special Drugs items were used to create CPNNDFLG, CPNNDSTM, and CPNNDMTH. For details, please see Appendix B.4.8 of the 2008 National Findings Report. (NOTE: CPN is an abbreviation for Core-Plus-Noncore.)

A respondent was defined as having used a needle to inject drugs based on the core questions, NEDFLG01, if they indicated at least one of the following: using a needle to inject heroin (HERNEEDL), cocaine (COCNEEDL), stimulants in the Stimulants module (STNEEDLR), or any other drug (OTDGNEEDL). Otherwise, a respondent was defined as never using needles to inject drugs.

NEDFLG01	Len: 1	EVER USED A NEEDLE TO INJECT ANY DRUG	Freq	Pct
	0	= Never Used/Unknown (Otherwise).....	54465	98.54
	1	= Ever Used (Any source variable=1,3).....	806	1.46

A respondent was defined as having used a needle to inject drugs based on the core-plus-noncore questions, CPNNDFLG, if they indicated at least one of the following: using a needle to inject heroin (HERNEEDL), cocaine (COCNEEDL), stimulants in the stimulants or special drugs module (STNEDL06), or any other drug (OTDGNEEDL). Otherwise, a respondent was defined as never using needles to inject drugs.

CPNNDFLG	Len: 1	CPN: EVER USED A NEEDLE TO INJECT ANY DRUG	Freq	Pct
	0	= Never Used/Unknown (Otherwise).....	54438	98.49
	1	= Ever Used (Any source variable=1,3).....	833	1.51

NEDHER	Len: 1	EVER USED A NEEDLE TO INJECT HEROIN	Freq	Pct
	0	= No/Unknown (Otherwise)	54828	99.20
	1	= Yes (HERNEEDL=1,3).....	443	0.80

NEDCOC	Len: 1	EVER USED A NEEDLE TO INJECT COCAINE	Freq	Pct
	0	= No/Unknown (Otherwise)	54880	99.29
	1	= Yes (COCNEEDL=1,3)	391	0.71

RECODED SPECIAL DRUGS

NEDSTM	Len: 1	EVER USED A NEEDLE TO INJECT STIMULANT	Freq	Pct
		0 = No/Unknown (Otherwise)	54893	99.32
		1 = Yes (STNEEDLR=1,3)	378	0.68

CPNNDSTM	Len: 1	CPN: EVER USED A NEEDLE TO INJECT STIMULANT	Freq	Pct
		0 = No/Unknown (Otherwise)	54844	99.23
		1 = Yes (STNEDL06=1)	427	0.77

NEDMTH	Len: 1	EVER USED A NEEDLE TO INJECT METHAMPHETAMINE	Freq	Pct
		0 = No/Unknown (Otherwise)	54974	99.46
		1 = Yes (MTHNEEDL=1,3)	297	0.54

The following variable, CPNNDMTH, was defined as ever using a needle to inject methamphetamine if a respondent reported methamphetamine use in the core stimulant module (MTHNEEDL in (1, 3)) or if they reported methamphetamine use in the noncore special drugs module because they did not consider methamphetamine to be a prescription drug, and they reported using a needle to inject methamphetamine (MTHANEDL in (1, 3)).

CPNNDMTH	Len: 1	CPN: EVER USED A NEEDLE TO INJECT METHAMPHETAMINE	Freq	Pct
		0 = No/Unknown (Otherwise)	54918	99.36
		1 = Yes (See comment above)	353	0.64

HERSMOK2	Len: 1	EVER SMOKED HEROIN	Freq	Pct
		0 = No/Unknown (Otherwise)	54918	99.36
		1 = Yes (HERSMOKE=1,3)	353	0.64

HERSNIF2	Len: 1	EVER SNIFFED HEROIN	Freq	Pct
		0 = No/Unknown (Otherwise)	54590	98.77
		1 = Yes (HERSNIFF=1,3)	681	1.23

ADDEFLGR	Len: 1	LIFETIME NONMEDICAL USE OF ADDERALL	Freq	Pct
		0 = No (Otherwise)	51934	93.96
		1 = Yes (ADDEREC=1,2,3,8,9)	3337	6.04

ADDEYRR	Len: 1	PAST YEAR NONMEDICAL USE OF ADDERALL	Freq	Pct
		0 = No (Otherwise)	54012	97.72
		1 = Yes (ADDEREC=1,2,8)	1259	2.28

ADDEMONR	Len: 1	PAST MONTH NONMEDICAL USE OF ADDERALL	Freq	Pct
		0 = No (Otherwise)	54891	99.31
		1 = Yes (ADDEREC=1)	380	0.69

AMBIFLGR	Len: 1	LIFETIME NONMEDICAL USE OF AMBIEN	Freq	Pct
		0 = No (Otherwise)	53921	97.56
		1 = Yes (AMBIREC=1,2,3,8,9)	1350	2.44

AMBIYRR	Len: 1	PAST YEAR NONMEDICAL USE OF AMBIEN	Freq	Pct
		0 = No (Otherwise)	54935	99.39
		1 = Yes (AMBIREC=1,2,8)	336	0.61

RECODED SPECIAL DRUGS

AMBIMONR	Len: 1	PAST MONTH NONMEDICAL USE OF AMBIEN	Freq	Pct
		0 = No (Otherwise).....	55190	99.85
		1 = Yes (AMBIREC=1).....	81	0.15
COLDFLGR	Len: 1	LIFETIME USE OF NON-RX COUGH OR COLD MEDICINES	Freq	Pct
		0 = No (Otherwise).....	53194	96.24
		1 = Yes (COLDREC=1,2,3,8,9).....	2077	3.76
COLDYRR	Len: 1	PAST YEAR USE OF NON-RX COUGH OR COLD MEDICINES	Freq	Pct
		0 = No (Otherwise).....	54871	99.28
		1 = Yes (COLDREC=1,2,8 and OTCFLAG=98)	400	0.72
COLDMONR	Len: 1	PAST MONTH USE OF NON-RX COUGH OR COLD MEDICINES	Freq	Pct
		0 = No (Otherwise).....	55161	99.80
		1 = Yes (COLDREC=1 and OTCFLAG=98)	110	0.20
GHBFLGR	Len: 1	LIFETIME USE OF GHB	Freq	Pct
		0 = No (Otherwise).....	54988	99.49
		1 = Yes (GHBREC=1,2,3,8,9)	283	0.51
GHBYRR	Len: 1	PAST YEAR USE OF GHB	Freq	Pct
		0 = No (Otherwise).....	55244	99.95
		1 = Yes (GHBREC=1,2,8)	27	0.05
GHBMONR	Len: 1	PAST MONTH USE OF GHB	Freq	Pct
		0 = No (Otherwise).....	55261	99.98
		1 = Yes (GHBREC=1).....	10	0.02
KETAFLGR	Len: 1	LIFETIME USE OF KETAMINE	Freq	Pct
		0 = No (Otherwise).....	54608	98.80
		1 = Yes (KETAREC=1,2,3,8,9).....	663	1.20
KETAYRR	Len: 1	PAST YEAR USE OF KETAMINE	Freq	Pct
		0 = No (Otherwise).....	55199	99.87
		1 = Yes (KETAREC=1,2,8)	72	0.13
KETAMONR	Len: 1	PAST MONTH USE OF KETAMINE	Freq	Pct
		0 = No (Otherwise).....	55258	99.98
		1 = Yes (KETAREC=1)	13	0.02
SALVFLGR	Len: 1	LIFETIME USE OF SALVIA DIVINORUM	Freq	Pct
		0 = No (Otherwise).....	53813	97.36
		1 = Yes (SALVREC=1,2,3,8,9).....	1458	2.64
SALVYRR	Len: 1	PAST YEAR USE OF SALVIA DIVINORUM	Freq	Pct
		0 = No (Otherwise).....	55170	99.82
		1 = Yes (SALVREC=1,2,8).....	101	0.18

RECODED SPECIAL DRUGS

SALVMONR	Len: 1	PAST MONTH USE OF SALVIA DIVINORUM	Freq	Pct
	0	= No (Otherwise).....	55255	99.97
	1	= Yes (SALVREC=1)	16	0.03
TRYPFLGR	Len: 1	LIFETIME USE OF DMT, AMT, FOXY	Freq	Pct
	0	= No (Otherwise).....	54755	99.07
	1	= Yes (TRYPREC=1,2,3,8,9)	516	0.93
TRYPYRR	Len: 1	PAST YEAR USE OF DMT, AMT, FOXY	Freq	Pct
	0	= No (Otherwise).....	55142	99.77
	1	= Yes (TRYPREC=1,2,8)	129	0.23
TRYPMONR	Len: 1	PAST MONTH USE OF DMT, AMT, FOXY	Freq	Pct
	0	= No (Otherwise).....	55246	99.95
	1	= Yes (TRYPREC=1)	25	0.05

RISK/AVAILABILITY

The values in the section may be inconsistent with values from the core section(s). Items in this section were edited when respondents legitimately skipped out of these items based on prior answers in the core section(s). Otherwise, non-core items generally were not edited to make them consistent with core items, and core items were not edited to make them consistent with non-core items. This note applies to variables in this section marked by a ¹.

We are interested in your opinion about the effects of using certain drugs and other substances, about whether it's difficult or easy to get drugs, and the extent to which drugs are available in your neighborhood.

Please indicate how much you think people risk harming themselves physically and in other ways when they do each of the following activities.

If you're not sure, choose an answer for the amount of risk that comes closest to what you think might be true for that activity.

How much do people risk harming themselves physically and in other ways when they smoke one or more packs of cigarettes per day?

RSKPKCIG¹	Len: 2	RISK SMOKING 1 OR MORE PACKS CIGARETTES PER DAY	Freq	Pct
	1 =	No risk	1371	2.48
	2 =	Slight risk	3068	5.55
	3 =	Moderate risk	12752	23.07
	4 =	Great risk	37658	68.13
	94 =	DON'T KNOW	343	0.62
	97 =	REFUSED	70	0.13
	98 =	BLANK (NO ANSWER)	9	0.02

How much do people risk harming themselves physically and in other ways when they smoke marijuana once a month?

RSKMJOCC¹	Len: 2	RISK SMOKING MARIJUANA ONCE A MONTH	Freq	Pct
	1 =	No risk	12773	23.11
	2 =	Slight risk	17051	30.85
	3 =	Moderate risk	12532	22.67
	4 =	Great risk	12023	21.75
	94 =	DON'T KNOW	800	1.45
	97 =	REFUSED	83	0.15
	98 =	BLANK (NO ANSWER)	9	0.02

How much do people risk harming themselves physically and in other ways when they smoke marijuana once or twice a week?

RSKMJREG¹	Len: 2	RISK SMOKING MARIJUANA ONCE OR TWICE A WEEK	Freq	Pct
	1 =	No risk	9859	17.84
	2 =	Slight risk	13989	25.31
	3 =	Moderate risk	13866	25.09
	4 =	Great risk	16689	30.19
	94 =	DON'T KNOW	774	1.40
	97 =	REFUSED	85	0.15
	98 =	BLANK (NO ANSWER)	9	0.02

How much do people risk harming themselves physically and in other ways when they try LSD once or twice?

RKTRYLSD¹	Len: 2	RISK TRYING LSD ONCE OR TWICE	Freq	Pct
	1 =	No risk	1596	2.89
	2 =	Slight risk	7016	12.69
	3 =	Moderate risk	11981	21.68
	4 =	Great risk	32814	59.37
	94 =	DON'T KNOW	1765	3.19
	97 =	REFUSED	90	0.16
	98 =	BLANK (NO ANSWER)	9	0.02

RISK/AVAILABILITY

How much do people risk harming themselves physically and in other ways when they use LSD once or twice a week?

RKLSDREG¹	Len: 2	RISK USING LSD ONCE OR TWICE A WEEK	Freq	Pct
	1 =	No risk	672	1.22
	2 =	Slight risk	1994	3.61
	3 =	Moderate risk	8125	14.70
	4 =	Great risk	42622	77.11
	94 =	DON'T KNOW	1761	3.19
	97 =	REFUSED	88	0.16
	98 =	BLANK (NO ANSWER)	9	0.02

How much do people risk harming themselves physically and in other ways when they try heroin once or twice?

RKTRYHER¹	Len: 2	RISK TRYING HEROIN ONCE OR TWICE	Freq	Pct
	1 =	No risk	736	1.33
	2 =	Slight risk	3372	6.10
	3 =	Moderate risk	7807	14.12
	4 =	Great risk	42266	76.47
	94 =	DON'T KNOW	999	1.81
	97 =	REFUSED	82	0.15
	98 =	BLANK (NO ANSWER)	9	0.02

How much do people risk harming themselves physically and in other ways when they use heroin once or twice a week?

RKHERREG¹	Len: 2	RISK USING HEROIN ONCE OR TWICE A WEEK	Freq	Pct
	1 =	No risk	483	0.87
	2 =	Slight risk	826	1.49
	3 =	Moderate risk	3623	6.55
	4 =	Great risk	49316	89.23
	94 =	DON'T KNOW	928	1.68
	97 =	REFUSED	86	0.16
	98 =	BLANK (NO ANSWER)	9	0.02

How much do people risk harming themselves physically and in other ways when they use cocaine once a month?

RKCOCOCC¹	Len: 2	RISK USING COCAINE ONCE A MONTH	Freq	Pct
	1 =	No risk	1084	1.96
	2 =	Slight risk	5890	10.66
	3 =	Moderate risk	12578	22.76
	4 =	Great risk	34703	62.79
	94 =	DON'T KNOW	929	1.68
	97 =	REFUSED	78	0.14
	98 =	BLANK (NO ANSWER)	9	0.02

How much do people risk harming themselves physically and in other ways when they use cocaine once or twice a week?

RKCOCREG¹	Len: 2	RISK USING COCAINE ONCE OR TWICE A WEEK	Freq	Pct
	1 =	No risk	540	0.98
	2 =	Slight risk	1516	2.74
	3 =	Moderate risk	6405	11.59
	4 =	Great risk	45855	82.96
	94 =	DON'T KNOW	866	1.57
	97 =	REFUSED	80	0.14
	98 =	BLANK (NO ANSWER)	9	0.02

RISK/AVAILABILITY

How much do people risk harming themselves physically and in other ways when they have four or five drinks of an alcoholic beverage nearly every day?

RK5ALDLY¹	Len: 2	RISK HAVING 4 OR 5 DRINKS NEARLY EVERY DAY	Freq	Pct
	1 =	No risk	735	1.33
	2 =	Slight risk	4432	8.02
	3 =	Moderate risk	14764	26.71
	4 =	Great risk	34868	63.09
	94 =	DON'T KNOW	390	0.71
	97 =	REFUSED	73	0.13
	98 =	BLANK (NO ANSWER)	9	0.02

How much do people risk harming themselves physically and in other ways when they have five or more drinks of an alcoholic beverage once or twice a week?

RK5ALWK¹	Len: 2	RISK HAVING 5 OR MORE DRINKS ONCE OR TWICE A WEEK	Freq	Pct
	1 =	No risk	1875	3.39
	2 =	Slight risk	10936	19.79
	3 =	Moderate risk	21002	38.00
	4 =	Great risk	20957	37.92
	94 =	DON'T KNOW	427	0.77
	97 =	REFUSED	65	0.12
	98 =	BLANK (NO ANSWER)	9	0.02

The next questions ask how difficult you think it would be for you to get each of the following types of drugs, if you wanted some.

How difficult or easy would it be for you to get some marijuana, if you wanted some?

RKSDIFMJ¹	Len: 2	HOW DIFFICULT TO GET MARIJUANA	Freq	Pct
	1 =	Probably impossible	7490	13.55
	2 =	Very difficult	5716	10.34
	3 =	Fairly difficult	7027	12.71
	4 =	Fairly easy	15631	28.28
	5 =	Very easy	17457	31.58
	94 =	DON'T KNOW	1729	3.13
	97 =	REFUSED	212	0.38
	98 =	BLANK (NO ANSWER)	9	0.02

How difficult or easy would it be for you to get some LSD, if you wanted some?

RKDIFLSD¹	Len: 2	HOW DIFFICULT TO GET LSD	Freq	Pct
	1 =	Probably impossible	20452	37.00
	2 =	Very difficult	13232	23.94
	3 =	Fairly difficult	10735	19.42
	4 =	Fairly easy	5413	9.79
	5 =	Very easy	1856	3.36
	94 =	DON'T KNOW	3377	6.11
	97 =	REFUSED	197	0.36
	98 =	BLANK (NO ANSWER)	9	0.02

How difficult or easy would it be for you to get some cocaine, if you wanted some?

RKDIFCOC¹	Len: 2	HOW DIFFICULT TO GET COCAINE	Freq	Pct
	1 =	Probably impossible	17707	32.04
	2 =	Very difficult	12393	22.42
	3 =	Fairly difficult	9999	18.09
	4 =	Fairly easy	8238	14.90
	5 =	Very easy	3899	7.05
	94 =	DON'T KNOW	2836	5.13
	97 =	REFUSED	190	0.34
	98 =	BLANK (NO ANSWER)	9	0.02

RISK/AVAILABILITY

How difficult or easy would it be for you to get some 'crack', if you wanted some?

RKDIFCRK¹	Len: 2	HOW DIFFICULT TO GET "CRACK"	Freq	Pct
	1	= Probably impossible.....	19840	35.90
	2	= Very difficult.....	12989	23.50
	3	= Fairly difficult.....	8885	16.08
	4	= Fairly easy.....	6578	11.90
	5	= Very easy.....	3810	6.89
	94	= DON'T KNOW.....	2980	5.39
	97	= REFUSED.....	180	0.33
	98	= BLANK (NO ANSWER).....	9	0.02

How difficult or easy would it be for you to get some heroin, if you wanted some?

RKDIFHER¹	Len: 2	HOW DIFFICULT TO GET HEROIN	Freq	Pct
	1	= Probably impossible.....	22489	40.69
	2	= Very difficult.....	13486	24.40
	3	= Fairly difficult.....	7984	14.45
	4	= Fairly easy.....	5088	9.21
	5	= Very easy.....	2980	5.39
	94	= DON'T KNOW.....	3052	5.52
	97	= REFUSED.....	183	0.33
	98	= BLANK (NO ANSWER).....	9	0.02

In the past 30 days, has anyone approached you to sell you an illegal drug?

RKSELL¹	Len: 2	APPROACHED BY SOMEONE SELLING ILL DRUG PST 30 DYS	Freq	Pct
	1	= Yes.....	5174	9.36
	2	= No.....	50006	90.47
	94	= DON'T KNOW.....	55	0.10
	97	= REFUSED.....	27	0.05
	98	= BLANK (NO ANSWER).....	9	0.02

How often do you get a real kick out of doing things that are a little dangerous?

RKFQDNDR¹	Len: 2	GET A REAL KICK OUT OF DOING DANGEROUS THINGS	Freq	Pct
	1	= Never.....	24412	44.17
	2	= Seldom.....	17015	30.78
	3	= Sometimes.....	11446	20.71
	4	= Always.....	1839	3.33
	94	= DON'T KNOW.....	431	0.78
	97	= REFUSED.....	119	0.22
	98	= BLANK (NO ANSWER).....	9	0.02

How often do you like to test yourself by doing something a little risky?

RKFQRSKY¹	Len: 2	LIKE TO TEST YOURSELF BY DOING RISKY THINGS	Freq	Pct
	1	= Never.....	24223	43.83
	2	= Seldom.....	19517	35.31
	3	= Sometimes.....	9857	17.83
	4	= Always.....	1365	2.47
	94	= DON'T KNOW.....	215	0.39
	97	= REFUSED.....	85	0.15
	98	= BLANK (NO ANSWER).....	9	0.02

RISK/AVAILABILITY

How often do you wear a seatbelt when you ride in the front passenger seat of a car?

RKFQPBLT¹	Len: 2	WEAR A SEATBELT WHEN RIDE FRONT PASS SEAT OF CAR	Freq	Pct
	1 =	Never.....	1445	2.61
	2 =	Seldom.....	1955	3.54
	3 =	Sometimes.....	5882	10.64
	4 =	Always.....	45917	83.08
	94 =	DON'T KNOW.....	38	0.07
	97 =	REFUSED.....	25	0.05
	98 =	BLANK (NO ANSWER).....	9	0.02

How often do you wear a seatbelt when you drive a car?

RKFQDBLT¹	Len: 2	WEAR A SEATBELT WHEN YOU DRIVE A CAR	Freq	Pct
	1 =	Never.....	1156	2.09
	2 =	Seldom.....	1276	2.31
	3 =	Sometimes.....	3219	5.82
	4 =	Always.....	38378	69.44
	5 =	I don't drive.....	11141	20.16
	94 =	DON'T KNOW.....	56	0.10
	97 =	REFUSED.....	36	0.07
	98 =	BLANK (NO ANSWER).....	9	0.02

RECODED RISK/AVAILABILITY

RECODED RISK/AVAILABILITY

NOTE: The variables in this section are recoded variables that were created from one or more of the edited variables from the preceding section.

GRSKPKCG	Len: 1	GREAT RISK: SMOKE 1+ PACKS CIGARETTES PER DAY	Freq	Pct
	.	= Unknown (Otherwise)	422	0.76
	0	= Otherwise (RSKPKCIG=1,2,3)	17191	31.10
	1	= Great Risk (RSKPKCIG=4)	37658	68.13
GRSKMOCC	Len: 1	GREAT RISK: USE MARIJUANA ONCE A MONTH	Freq	Pct
	.	= Unknown (Otherwise)	892	1.61
	0	= Otherwise (RSKMJOCC=1,2,3)	42356	76.63
	1	= Great Risk (RSKMJOCC=4)	12023	21.75
GRSKMREG	Len: 1	GREAT RISK: USE MARIJUANA 1-2 TIMES PER WEEK	Freq	Pct
	.	= Unknown (Otherwise)	868	1.57
	0	= Otherwise (RSKMJREG=1,2,3)	37714	68.23
	1	= Great Risk (RSKMJREG=4)	16689	30.19
GRSKCOCC	Len: 1	GREAT RISK: USE COCAINE ONCE A MONTH	Freq	Pct
	.	= Unknown (Otherwise)	1016	1.84
	0	= Otherwise (RKCOCOCC=1,2,3)	19552	35.37
	1	= Great Risk (RKCOCOCC=4)	34703	62.79
GRSKCREG	Len: 1	GREAT RISK: USE COCAINE 1-2 TIMES PER WEEK	Freq	Pct
	.	= Unknown (Otherwise)	955	1.73
	0	= Otherwise (RKCOCREG=1,2,3)	8461	15.31
	1	= Great Risk (RKCOCREG=4)	45855	82.96
GRSKHTRY	Len: 1	GREAT RISK: TRYING HEROIN ONCE OR TWICE	Freq	Pct
	.	= Unknown (Otherwise)	1090	1.97
	0	= Otherwise (RKTRYHER=1,2,3)	11915	21.56
	1	= Great Risk (RKTRYHER=4)	42266	76.47
GRSKHREG	Len: 1	GREAT RISK: USE HEROIN 1-2 TIMES PER WEEK	Freq	Pct
	.	= Unknown (Otherwise)	1023	1.85
	0	= Otherwise (RKHERREG=1,2,3)	4932	8.92
	1	= Great Risk (RKHERREG=4)	49316	89.23
GRSKLTRY	Len: 1	GREAT RISK: TRYING LSD ONCE OR TWICE	Freq	Pct
	.	= Unknown (Otherwise)	1864	3.37
	0	= Otherwise (RKTRYLSD=1,2,3)	20593	37.26
	1	= Great Risk (RKTRYLSD=4)	32814	59.37
GRSKLREG	Len: 1	GREAT RISK: USE LSD 1-2 TIMES PER WEEK	Freq	Pct
	.	= Unknown (Otherwise)	1858	3.36
	0	= Otherwise (RKLSDREG=1,2,3)	10791	19.52
	1	= Great Risk (RKLSDREG=4)	42622	77.11
GRSKD4_5	Len: 1	GREAT RISK: HAVE 4-5 ALC DRINKS PER DAY	Freq	Pct
	.	= Unknown (Otherwise)	472	0.85
	0	= Otherwise (RK5ALDLY=1,2,3)	19931	36.06
	1	= Great Risk (RK5ALDLY=4)	34868	63.09

RECODED RISK/AVAILABILITY

GRSKD5WK	Len: 1	GREAT RISK: HAVE 5+ ALC DRINKS 1-2 TIMES PER WEEK		
			Freq	Pct
			.	= Unknown (Otherwise)
			0	= Otherwise (RK5ALWK=1,2,3)
		1	= Great Risk (RK5ALWK=4)	
			501	0.91
			33813	61.18
			20957	37.92
RDIFMJ	Len: 1	MARIJUANA FAIRLY OR VERY EASY TO OBTAIN		
			Freq	Pct
			.	= Unknown (Otherwise)
			0	= Otherwise (RSKDIFMJ=1,2,3)
		1	= Fairly or Very Easy (RSKDIFMJ=4,5)	
			1950	3.53
			20233	36.61
			33088	59.87
RDIFCOC	Len: 1	COCAINE FAIRLY OR VERY EASY TO OBTAIN		
			Freq	Pct
			.	= Unknown (Otherwise)
			0	= Otherwise (RKDIFCOC=1,2,3)
		1	= Fairly or Very Easy (RKDIFCOC=4,5)	
			3035	5.49
			40099	72.55
			12137	21.96
RDIFCRK	Len: 1	CRACK FAIRLY OR VERY EASY TO OBTAIN		
			Freq	Pct
			.	= Unknown (Otherwise)
			0	= Otherwise (RKDIFCRK=1,2,3)
		1	= Fairly or Very Easy (RKDIFCRK=4,5)	
			3169	5.73
			41714	75.47
			10388	18.79
RDIFHER	Len: 1	HEROIN FAIRLY OR VERY EASY TO OBTAIN		
			Freq	Pct
			.	= Unknown (Otherwise)
			0	= Otherwise (RKDIFHER=1,2,3)
		1	= Fairly or Very Easy (RKDIFHER=4,5)	
			3244	5.87
			43959	79.53
			8068	14.60
RDIFLSD	Len: 1	LSD FAIRLY OR VERY EASY TO OBTAIN		
			Freq	Pct
			.	= Unknown (Otherwise)
			0	= Otherwise (RKDIFLSD=1,2,3)
		1	= Fairly or Very Easy (RKDIFLSD=4,5)	
			3583	6.48
			44419	80.37
			7269	13.15
APPSELDG	Len: 1	APPROACHED BY SOMEONE SELLING DRUGS		
			Freq	Pct
			.	= Unknown (Otherwise)
			0	= No (RSKSELL=2)
		1	= Yes (RSKSELL=1,3)	
			91	0.16
			50006	90.47
			5174	9.36

BLUNTS

BLUNTS

The values in the section may be inconsistent with values from the core section(s). Items in this section were edited when respondents legitimately skipped out of these items based on prior answers in the core section(s). Otherwise, non-core items generally were not edited to make them consistent with core items, and core items were not edited to make them consistent with non-core items. This note applies to variables in this section marked by a ¹.

Sometimes people take some tobacco out of a cigar and replace it with marijuana. This is sometimes called a "blunt".

NOTE: When respondents previously reported never using marijuana but reported lifetime use of cigars with marijuana in them (i.e., "blunts"), a consistency check was triggered only when respondents reported using blunts in the past 30 days. Therefore, BLNTEVER was assigned a code of 11 when respondents reported using blunts but they did not report use in the past 30 days, and they previously had reported never using marijuana.

Have you ever smoked part or all of a cigar with marijuana in it?

BLNTEVER ¹	Len: 2	EVER SMOKED CIGAR WITH MARIJUANA IN IT	Freq	Pct
		1 = Yes	12070	21.84
		2 = No	42815	77.46
		4 = No LOGICALLY ASSIGNED	21	0.04
		11 = Yes (see note)	284	0.51
		94 = DON'T KNOW	33	0.06
		97 = REFUSED	39	0.07
		98 = BLANK (NO ANSWER).....	9	0.02

How old were you the first time you smoked part or all of a cigar with marijuana in it?

BLNTAGE ¹	Len: 3	AGE WHEN FIRST SMOKED CIGAR WITH MJ IN IT	Freq	Pct
		RANGE = 1 - 70.....	12188	22.05
		981 = NEVER USED BLUNTS Logically assigned	21	0.04
		985 = BAD DATA Logically assigned	2	0.00
		991 = NEVER USED BLUNTS.....	42815	77.46
		994 = DON'T KNOW	133	0.24
		997 = REFUSED	70	0.13
		998 = BLANK (NO ANSWER).....	42	0.08

Did you first smoke part or all of a cigar with marijuana in it in [CURRENT YEAR - 1] or [CURRENT YEAR]?

Did you first smoke part or all of a cigar with marijuana in it in [CURRENT YEAR - 2] or [CURRENT YEAR - 1]?

In what month in [CURRENT YEAR] did you first smoke part or all of a cigar with marijuana in it?

BLNTYFU ¹	Len: 4	YEAR OF FIRST USE OF CIGAR WITH MJ IN IT - RECODE	Freq	Pct
		RANGE = 2012 - 2014.....	1421	2.57
		9981 = NEVER USED BLUNTS Logically assigned	21	0.04
		9985 = BAD DATA Logically assigned	26	0.05
		9989 = LEGITIMATE SKIP Logically assigned.....	48	0.09
		9991 = NEVER USED BLUNTS.....	42815	77.46
		9994 = DON'T KNOW	141	0.26
		9997 = REFUSED.....	71	0.13
		9998 = BLANK (NO ANSWER).....	45	0.08
		9999 = LEGITIMATE SKIP	10683	19.33

BLUNTS

In what month in [CURRENT YEAR] did you first smoke part or all of a cigar with marijuana in it?

In what month in [YEAR FROM BL08a or BL08b] did you first smoke part or all of a cigar with marijuana in it?

BLNTMFU¹	Len: 2	MONTH OF FIRST USE OF CIGAR W/MJ IN IT - RECODE	Freq	Pct
		1 = January.....	137	0.25
		2 = February.....	80	0.14
		3 = March.....	93	0.17
		4 = April.....	113	0.20
		5 = May.....	82	0.15
		6 = June.....	168	0.30
		7 = July.....	141	0.26
		8 = August.....	106	0.19
		9 = September.....	111	0.20
		10 = October.....	112	0.20
		11 = November.....	99	0.18
		12 = December.....	76	0.14
		81 = NEVER USED BLUNTS Logically assigned.....	21	0.04
		85 = BAD DATA Logically assigned.....	26	0.05
		89 = LEGITIMATE SKIP Logically assigned.....	48	0.09
		91 = NEVER USED BLUNTS.....	42815	77.46
		94 = DON'T KNOW.....	228	0.41
		97 = REFUSED.....	78	0.14
		98 = BLANK (NO ANSWER).....	54	0.10
		99 = LEGITIMATE SKIP.....	10683	19.33

NOTE: When respondents previously reported using marijuana but reported less recent use of marijuana than they reported for blunts, a consistency check was triggered only when respondents reported using blunts in the past 30 days. Therefore, BLNTREC was assigned a code of 12 when respondents reported last using marijuana more than 12 months ago but reported using blunts more than 30 days ago but within the past 12 months.

How long has it been since you last smoked part or all of a cigar with marijuana in it?

BLNTREC¹	Len: 2	TIME SINCE LAST SMOKED CIGAR WITH MJ IN IT	Freq	Pct
		1 = Within the past 30 days.....	2813	5.09
		2 = More than 30 days ago but within the past 12 mos.....	2366	4.28
		3 = More than 12 months ago.....	6875	12.44
		9 = Used at some point in lifetime LOG ASSN.....	72	0.13
		12 = More than 30 dys ago but in pst 12 mos (see note).....	143	0.26
		19 = More than 30 days ago LOGICALLY ASSIGNED.....	85	0.15
		81 = NEVER USED BLUNTS Logically assigned.....	21	0.04
		91 = NEVER USED BLUNTS.....	42815	77.46
		97 = REFUSED.....	39	0.07
		98 = BLANK (NO ANSWER).....	42	0.08

NOTE: BLRECFL2 has nonblank values when data on initiation of use from BLNTAGE, BLNTYFU, or BLNTMFU indicate more recent use of blunts than was reported in BLNTREC.

BLRECFL2¹	Len: 2	INCONSISTENCY BETW BLNTREC AND INCIDENCE DATA	Freq	Pct
		1 = Incidence data suggest more recent use.....	112	0.20
		98 = BLANK (NO ANSWER).....	55159	99.80

On how many of the past 30 days, that is, since [DATEFILL], did you smoke part or all of a cigar with marijuana in it?

BLNT30DY¹	Len: 2	# DAYS USED CIGAR WITH MJ IN IT PAST 30 DAYS	Freq	Pct
		RANGE = 1 - 30.....	2771	5.01
		91 = NEVER USED BLUNTS.....	42836	77.50
		93 = DID NOT USE BLUNTS IN THE PAST 30 DAYS.....	9469	17.13
		94 = DON'T KNOW.....	25	0.05
		97 = REFUSED.....	50	0.09
		98 = BLANK (NO ANSWER).....	120	0.22

BLUNTS

The answer to the last question and an earlier question disagree. Which is correct?

BLNT30C1¹	Len: 2	BL02/MJ01 DISAGREE, WHICH IS CORRECT	Freq	Pct
	1	= I have never used marijuana or hashish.....	21	0.04
	2	= I smoked cigar w/mj in it during the past 30 days	31	0.06
	98	= BLANK (NO ANSWER).....	83	0.15
	99	= LEGITIMATE SKIP	55136	99.76

The answer to the last question and an earlier question disagree. Which answer is correct?

BLNT30C2¹	Len: 2	BL02 AND MJ RECENCY DISAGREE, WHICH IS CORRECT	Freq	Pct
	1	= I last used marijuana or hashish [MJREC FILL].....	89	0.16
	2	= I smoked cigar w/mj in it during the past 30 days	92	0.17
	98	= BLANK (NO ANSWER).....	137	0.25
	99	= LEGITIMATE SKIP	54953	99.42

Why did you report earlier that you had never used marijuana or hashish?

RSNOMRJ¹	Len: 2	WHY REPORT EARLIER THAT NEVER USED MJ OR HASHISH	Freq	Pct
	1	= I didn't consider a "blunt" to be mj or hashish	11	0.02
	2	= I made mistake answering earlier question about mj	16	0.03
	3	= Some other reason	4	0.01
	98	= BLANK (NO ANSWER).....	83	0.15
	99	= LEGITIMATE SKIP	55157	99.79

Why did you report earlier that you did not use marijuana or hashish during the past 30 days?

RSNM RJMO¹	Len: 2	WHY REPT EARLIER NOT USE MJ OR HASH PAST 30 DAYS	Freq	Pct
	1	= I didn't consider a "blunt" to be mj or hashish	18	0.03
	2	= I made mistake answering earlier question about mj	61	0.11
	3	= Some other reason	12	0.02
	97	= REFUSED	1	0.00
	98	= BLANK (NO ANSWER).....	137	0.25
	99	= LEGITIMATE SKIP	55042	99.59

NOTE: The variable BLNTNOMJ was assigned a code of 5 if respondents were not asked this question because they reported in the TOBACCO module that they smoked cigars in the past 30 days but reported in the BLUNTS module that they did not smoke cigars with marijuana in them in the past 30 days. It could be logically inferred that all of the cigars that these respondents smoked in the past 30 days did not have marijuana in them. BLNTNOMJ was assigned codes of 14 or 24 if respondents were not asked this question and they reported in the BLUNTS module that they smoked a cigar with marijuana in it in the past 30 days. A code of 14 was assigned if respondents reported in the TOBACCO module that they had smoked cigars but not in the past 30 days. A code of 24 was assigned if respondents reported in the TOBACCO module that they had never smoked part or all of a cigar.

Earlier, you reported that you had smoked part or all of a cigar during the past 30 days. During the past 30 days, did you smoke any cigars that did not have marijuana in them?

BLNTNOMJ¹	Len: 2	SMOKE CIGARS WITH NO MARIJUANA PAST 30 DAYS	Freq	Pct
	1	= Yes	403	0.73
	2	= No.....	380	0.69
	5	= Yes LOGICALLY ASSIGNED (from skip pattern)	2087	3.78
	14	= USED BLUNTS PST 30 DY/DIDNT USE CIGARS PST 30 DY	931	1.68
	24	= USED BLUNTS PST 30 DY/NEVER USED CIGARS	1083	1.96
	91	= NEVER USED CIGARS/BLUNTS	33347	60.33
	93	= DID NOT USE CIGARS/BLUNTS IN THE PAST 30 DAYS	16794	30.38
	98	= BLANK (NO ANSWER).....	246	0.45

BLUNTS

NOTE: Past year marijuana users could answer MEDMJYR and MEDMJALL as "yes," regardless of whether they were living in a State in which marijuana was approved for medical use. For more information, please see the appendix titled "Medical Marijuana Variables".

Earlier, you reported using marijuana in the past year. Was any of your marijuana use in the past 12 months recommended by a doctor or other health care professional?

MEDMJYR¹	Len: 2	ANY MJ USE RECMDED BY DR IN PAST 12 MONTHS	Freq	Pct
		1 = Yes	671	1.21
		2 = No.....	9134	16.53
		91 = NEVER USED MARIJUANA OR BLUNTS	31468	56.93
		93 = DID NOT USE MJ OR BLUNTS PST 12 MOS	13776	24.92
		94 = DON'T KNOW.....	5	0.01
		97 = REFUSED	16	0.03
		98 = BLANK (NO ANSWER).....	201	0.36

Was all of your marijuana use in the past 12 months recommended by a doctor or other health care professional?

MEDMJALL¹	Len: 2	ALL MJ USE RECMDED BY DR IN PAST 12 MONTHS	Freq	Pct
		1 = Yes	356	0.64
		2 = No.....	311	0.56
		91 = NEVER USED MARIJUANA OR BLUNTS	31468	56.93
		93 = DID NOT USE MJ OR BLUNTS PST 12 MOS	13776	24.92
		94 = DON'T KNOW.....	2	0.00
		97 = REFUSED	18	0.03
		98 = BLANK (NO ANSWER).....	206	0.37
		99 = LEGITIMATE SKIP	9134	16.53

NOTE: MEDMJST2 indicates whether respondents were living in a State in which a law allowing use of marijuana for medical reasons was in effect at the time of the interview. The entire sample was classified into two categories. MEDMJST2 was coded as 1 if the respondent was in a State where a law allowing the use of marijuana for medical reasons was in effect on or before the interview date. MEDMJST2 was coded as 2 if (a) the respondent was in a State that did not have a law allowing the use of marijuana for medical reasons at any time during the survey year; or (b) the respondent was in a State where a law allowing the use of marijuana for medical reasons went into effect during the survey year but after the interview date.

MEDMJST2¹	Len: 1	STATE MEDICAL MJ LAW STATUS AT TIME OF INTERVIEW	Freq	Pct
		1 = In State where MJ approvd for med use before intvw	24413	44.17
		2 = Not in State MJ approvd for med use/by intvw date.....	30858	55.83

SUBSTANCE DEPENDENCE AND ABUSE

SUBSTANCE DEPENDENCE AND ABUSE

The values in the section may be inconsistent with values from the core section(s). Items in this section were edited when respondents legitimately skipped out of these items based on prior answers in the core section(s). Otherwise, non-core items generally were not edited to make them consistent with core items, and core items were not edited to make them consistent with non-core items. This note applies to variables in this section marked by a ¹.

Think about your use of cigarettes during the past 30 days as you answer these next questions.

Please think about how true each statement is of you.

After not smoking for a while, you need to smoke in order to feel less restless and irritable.

CIGIRTLB¹	Len: 2	NEED TO SMOKE TO FEEL LESS IRRITABLE	Freq	Pct
	1	= Not at all true	3162	5.72
	2	= Somewhat true.....	2880	5.21
	3	= Moderately true.....	2198	3.98
	4	= Very true	2154	3.90
	5	= Extremely true.....	1162	2.10
	91	= NEVER USED CIGARETTES	26059	47.15
	93	= DID NOT USE CIGARETTES IN THE PAST 30 DAYS	17594	31.83
	94	= DON'T KNOW.....	28	0.05
	97	= REFUSED	9	0.02
	98	= BLANK (NO ANSWER).....	25	0.05

When you don't smoke for a few hours, you start to crave cigarettes.

CIGCRAVE¹	Len: 2	START TO CRAVE CIGS WHEN DON'T SMOKE FOR FEW HRS	Freq	Pct
	1	= Not at all true	3418	6.18
	2	= Somewhat true.....	2515	4.55
	3	= Moderately true.....	1718	3.11
	4	= Very true	2547	4.61
	5	= Extremely true.....	1375	2.49
	91	= NEVER USED CIGARETTES	26059	47.15
	93	= DID NOT USE CIGARETTES IN THE PAST 30 DAYS	17594	31.83
	94	= DON'T KNOW.....	15	0.03
	97	= REFUSED	5	0.01
	98	= BLANK (NO ANSWER).....	25	0.05

You sometimes have strong cravings for a cigarette where it feels like you're in the grip of a force you can't control.

CIGCRAGP¹	Len: 2	CRAVING OF CIGS LIKE STRONG FORCE CAN'T CONTROL	Freq	Pct
	1	= Not at all true	4901	8.87
	2	= Somewhat true.....	2401	4.34
	3	= Moderately true.....	1712	3.10
	4	= Very true	1633	2.95
	5	= Extremely true.....	920	1.66
	91	= NEVER USED CIGARETTES	26059	47.15
	93	= DID NOT USE CIGARETTES IN THE PAST 30 DAYS	17594	31.83
	94	= DON'T KNOW.....	19	0.03
	97	= REFUSED	7	0.01
	98	= BLANK (NO ANSWER).....	25	0.05

SUBSTANCE DEPENDENCE AND ABUSE

You feel a sense of control over your smoking - that is, you can "take it or leave it" at any time.

CIGINCTL¹	Len: 2	FEEL A SENSE OF CONTROL OVER YOUR SMOKING	Freq	Pct
	1 =	Not at all true	3032	5.49
	2 =	Somewhat true.....	3101	5.61
	3 =	Moderately true.....	1824	3.30
	4 =	Very true	1658	3.00
	5 =	Extremely true.....	1950	3.53
	91 =	NEVER USED CIGARETTES	26059	47.15
	93 =	DID NOT USE CIGARETTES IN THE PAST 30 DAYS	17594	31.83
	94 =	DON'T KNOW.....	23	0.04
	97 =	REFUSED	5	0.01
	98 =	BLANK (NO ANSWER).....	25	0.05

You tend to avoid places that don't allow smoking, even if you would otherwise enjoy them.

CIGAVOID¹	Len: 2	TEND TO AVOID PLACES THAT DON'T ALLOW SMOKING	Freq	Pct
	1 =	Not at all true	7885	14.27
	2 =	Somewhat true.....	1655	2.99
	3 =	Moderately true.....	980	1.77
	4 =	Very true	626	1.13
	5 =	Extremely true.....	405	0.73
	91 =	NEVER USED CIGARETTES	26059	47.15
	93 =	DID NOT USE CIGARETTES IN THE PAST 30 DAYS	17594	31.83
	94 =	DON'T KNOW.....	37	0.07
	97 =	REFUSED	5	0.01
	98 =	BLANK (NO ANSWER).....	25	0.05

Do you have any friends who do not smoke cigarettes?

CIGFNSMK¹	Len: 2	HAVE FRIENDS WHO DO NOT SMOKE CIGARETTES	Freq	Pct
	1 =	Yes	10870	19.67
	2 =	No.....	720	1.30
	91 =	NEVER USED CIGARETTES	26059	47.15
	93 =	DID NOT USE CIGARETTES IN THE PAST 30 DAYS	17594	31.83
	94 =	DON'T KNOW.....	1	0.00
	97 =	REFUSED	2	0.00
	98 =	BLANK (NO ANSWER).....	25	0.05

There are times when you choose not to be around your friends who don't smoke because they won't like it if you smoke.

CIGFNLKE¹	Len: 2	CHOOSE NOT TO BE AROUND FRIENDS WHO DON'T SMOKE	Freq	Pct
	1 =	Not at all true	8367	15.14
	2 =	Somewhat true.....	1263	2.29
	3 =	Moderately true.....	621	1.12
	4 =	Very true	373	0.67
	5 =	Extremely true.....	215	0.39
	91 =	NEVER USED CIGARETTES	26059	47.15
	93 =	DID NOT USE CIGARETTES IN THE PAST 30 DAYS	17594	31.83
	94 =	DON'T KNOW.....	22	0.04
	97 =	REFUSED	11	0.02
	98 =	BLANK (NO ANSWER).....	26	0.05
	99 =	LEGITIMATE SKIP	720	1.30

SUBSTANCE DEPENDENCE AND ABUSE

Even if you're traveling a long distance, you'd rather not travel by airplane because you wouldn't be allowed to smoke.

CIGPLANE¹	Len: 2	RATHER NOT TRAVEL BY AIRPLANE B/C NO SMOKING	Freq	Pct
	1 =	Not at all true	9703	17.56
	2 =	Somewhat true.....	811	1.47
	3 =	Moderately true.....	410	0.74
	4 =	Very true	356	0.64
	5 =	Extremely true.....	274	0.50
	91 =	NEVER USED CIGARETTES	26059	47.15
	93 =	DID NOT USE CIGARETTES IN THE PAST 30 DAYS	17594	31.83
	94 =	DON'T KNOW.....	28	0.05
	97 =	REFUSED	11	0.02
	98 =	BLANK (NO ANSWER).....	25	0.05

You sometimes worry that you will run out of cigarettes.

CIGRNOUT¹	Len: 2	SOMETIMES WORRY THAT YOU WILL RUN OUT OF CIGS	Freq	Pct
	1 =	Not at all true	5942	10.75
	2 =	Somewhat true.....	2589	4.68
	3 =	Moderately true.....	1222	2.21
	4 =	Very true	1108	2.00
	5 =	Extremely true.....	714	1.29
	91 =	NEVER USED CIGARETTES	26059	47.15
	93 =	DID NOT USE CIGARETTES IN THE PAST 30 DAYS	17594	31.83
	94 =	DON'T KNOW.....	13	0.02
	97 =	REFUSED	5	0.01
	98 =	BLANK (NO ANSWER).....	25	0.05

You smoke cigarettes fairly regularly throughout the day.

CIGREGDY¹	Len: 2	SMOKE CIGS FAIRLY REGULARLY THROUGHOUT THE DAY	Freq	Pct
	1 =	Not at all true	3869	7.00
	2 =	Somewhat true.....	2199	3.98
	3 =	Moderately true.....	1574	2.85
	4 =	Very true	2297	4.16
	5 =	Extremely true.....	1635	2.96
	91 =	NEVER USED CIGARETTES	26059	47.15
	93 =	DID NOT USE CIGARETTES IN THE PAST 30 DAYS	17594	31.83
	94 =	DON'T KNOW.....	13	0.02
	97 =	REFUSED	6	0.01
	98 =	BLANK (NO ANSWER).....	25	0.05

You smoke about the same amount on weekends as on weekdays.

CIGREGWK¹	Len: 2	SMOKE SAME AMOUNT ON WEEKENDS AS ON WEEKDAYS	Freq	Pct
	1 =	Not at all true	3790	6.86
	2 =	Somewhat true.....	2142	3.88
	3 =	Moderately true.....	1603	2.90
	4 =	Very true	2455	4.44
	5 =	Extremely true.....	1573	2.85
	91 =	NEVER USED CIGARETTES	26059	47.15
	93 =	DID NOT USE CIGARETTES IN THE PAST 30 DAYS	17594	31.83
	94 =	DON'T KNOW.....	23	0.04
	97 =	REFUSED	7	0.01
	98 =	BLANK (NO ANSWER).....	25	0.05

SUBSTANCE DEPENDENCE AND ABUSE

You smoke just about the same number of cigarettes from day to day.

CIGREGNM ¹	Len: 2	SMOKE SAME NUMBER OF CIGS FROM DAY TO DAY	Freq	Pct
	1	= Not at all true	3264	5.91
	2	= Somewhat true.....	2034	3.68
	3	= Moderately true.....	1700	3.08
	4	= Very true	2872	5.20
	5	= Extremely true.....	1693	3.06
	91	= NEVER USED CIGARETTES	26059	47.15
	93	= DID NOT USE CIGARETTES IN THE PAST 30 DAYS	17594	31.83
	94	= DON'T KNOW.....	24	0.04
	97	= REFUSED	6	0.01
	98	= BLANK (NO ANSWER).....	25	0.05

It's hard to say how many cigarettes you smoke per day because the number often changes.

CIGNMCHG ¹	Len: 2	NUMBER OF CIGS SMOKE PER DAY OFTEN CHANGES	Freq	Pct
	1	= Not at all true	4279	7.74
	2	= Somewhat true.....	2928	5.30
	3	= Moderately true.....	1585	2.87
	4	= Very true	1709	3.09
	5	= Extremely true.....	1060	1.92
	91	= NEVER USED CIGARETTES	26059	47.15
	93	= DID NOT USE CIGARETTES IN THE PAST 30 DAYS	17594	31.83
	94	= DON'T KNOW.....	26	0.05
	97	= REFUSED	6	0.01
	98	= BLANK (NO ANSWER).....	25	0.05

It's normal for you to smoke several cigarettes in an hour, then not have another one until hours later.

CIGSVLHR ¹	Len: 2	HAVE MANY CIGS IN HR, THEN NO CIGS TIL HRS LATER	Freq	Pct
	1	= Not at all true	5959	10.78
	2	= Somewhat true.....	2270	4.11
	3	= Moderately true.....	1535	2.78
	4	= Very true	1169	2.12
	5	= Extremely true.....	609	1.10
	91	= NEVER USED CIGARETTES	26059	47.15
	93	= DID NOT USE CIGARETTES IN THE PAST 30 DAYS	17594	31.83
	94	= DON'T KNOW.....	39	0.07
	97	= REFUSED	12	0.02
	98	= BLANK (NO ANSWER).....	25	0.05

The number of cigarettes you smoke per day is often influenced by other things - how you're feeling, or what you're doing, for example.

CIGINFLU ¹	Len: 2	# OF CIGS SMOKE PER DAY INFLUENCED BY OTHER THINGS	Freq	Pct
	1	= Not at all true	2173	3.93
	2	= Somewhat true.....	2319	4.20
	3	= Moderately true.....	2157	3.90
	4	= Very true	2877	5.21
	5	= Extremely true.....	2041	3.69
	91	= NEVER USED CIGARETTES	26059	47.15
	93	= DID NOT USE CIGARETTES IN THE PAST 30 DAYS	17594	31.83
	94	= DON'T KNOW.....	19	0.03
	97	= REFUSED	7	0.01
	98	= BLANK (NO ANSWER).....	25	0.05

SUBSTANCE DEPENDENCE AND ABUSE

Your smoking is not affected much by other things. For example, you smoke about the same amount whether you're relaxing or working, happy or sad, alone or with others.

CIGNOINF¹	Len: 2	SMOKING NOT AFFECTED BY OTHER THINGS	Freq	Pct
	1	= Not at all true	4140	7.49
	2	= Somewhat true.....	2998	5.42
	3	= Moderately true.....	2087	3.78
	4	= Very true.....	1518	2.75
	5	= Extremely true.....	811	1.47
	91	= NEVER USED CIGARETTES	26059	47.15
	93	= DID NOT USE CIGARETTES IN THE PAST 30 DAYS	17594	31.83
	94	= DON'T KNOW.....	28	0.05
	97	= REFUSED	11	0.02
	98	= BLANK (NO ANSWER).....	25	0.05

Since you started smoking, the amount you smoke has increased.

CIGINCRS¹	Len: 2	AMOUNT OF SMOKING HAS INCR. SINCE STARTED SMOKING	Freq	Pct
	1	= Not at all true	4243	7.68
	2	= Somewhat true.....	2354	4.26
	3	= Moderately true.....	1723	3.12
	4	= Very true	1823	3.30
	5	= Extremely true.....	1420	2.57
	91	= NEVER USED CIGARETTES	26059	47.15
	93	= DID NOT USE CIGARETTES IN THE PAST 30 DAYS	17594	31.83
	94	= DON'T KNOW.....	20	0.04
	97	= REFUSED	10	0.02
	98	= BLANK (NO ANSWER).....	25	0.05

Compared to when you first started smoking, you need to smoke a lot more now in order to be satisfied.

CIGSATIS¹	Len: 2	NEED TO SMOKE A LOT MORE TO BE SATISFIED	Freq	Pct
	1	= Not at all true	6248	11.30
	2	= Somewhat true.....	2131	3.86
	3	= Moderately true.....	1383	2.50
	4	= Very true	1112	2.01
	5	= Extremely true.....	690	1.25
	91	= NEVER USED CIGARETTES	26059	47.15
	93	= DID NOT USE CIGARETTES IN THE PAST 30 DAYS	17594	31.83
	94	= DON'T KNOW.....	21	0.04
	97	= REFUSED	8	0.01
	98	= BLANK (NO ANSWER).....	25	0.05

Compared to when you first started smoking, you can smoke much, much more now before you start to feel anything.

CIGLOTMR¹	Len: 2	SMOKE MUCH MORE NOW BEFORE FEEL ANYTHING	Freq	Pct
	1	= Not at all true	6349	11.49
	2	= Somewhat true.....	2295	4.15
	3	= Moderately true.....	1374	2.49
	4	= Very true	948	1.72
	5	= Extremely true.....	565	1.02
	91	= NEVER USED CIGARETTES	26059	47.15
	93	= DID NOT USE CIGARETTES IN THE PAST 30 DAYS	17594	31.83
	94	= DON'T KNOW.....	48	0.09
	97	= REFUSED	14	0.03
	98	= BLANK (NO ANSWER).....	25	0.05

SUBSTANCE DEPENDENCE AND ABUSE

How soon after you wake up do you have your first cigarette?

On the days that you smoke, how soon after you wake up do you have your first cigarette?

CIGWAKE¹	Len: 2	HOW SOON AFTER WAKING DO YOU HAVE YOUR FIRST CIG	Freq	Pct
		1 = Within the first 5 minutes after you wake up	2041	3.69
		2 = Between 6 and 30 minutes after you wake up	3036	5.49
		3 = Between 31 and 60 minutes after you wake up	1982	3.59
		4 = More than 60 minutes after you wake up.....	4261	7.71
		91 = NEVER USED CIGARETTES	26059	47.15
		93 = DID NOT USE CIGARETTES IN THE PAST 30 DAYS	17594	31.83
		94 = DON'T KNOW.....	142	0.26
		97 = REFUSED	124	0.22
		98 = BLANK (NO ANSWER).....	32	0.06

Think about your use of alcohol during the past 12 months as you answer these next questions.

During the past 12 months, was there a month or more when you spent a lot of your time getting or drinking alcohol?

ALCLOTTM¹	Len: 2	SPENT MONTH/MORE GETTING/DRNKG ALC PAST 12 MOS	Freq	Pct
		1 = Yes	4770	8.63
		2 = No.....	23828	43.11
		83 = DID NOT USE ALC PST 12 MOS OR USED <6 DYS Log asn.....	132	0.24
		85 = BAD DATA Logically assigned	1	0.00
		91 = NEVER USED ALCOHOL.....	14571	26.36
		93 = DID NOT USE ALC PST 12 MOS OR USED <6 DYS.....	11646	21.07
		94 = DON'T KNOW.....	23	0.04
		97 = REFUSED	16	0.03
		98 = BLANK (NO ANSWER).....	284	0.51

During the past 12 months, was there a month or more when you spent a lot of time getting over the effects of the alcohol you drank?

ALCGTOVR¹	Len: 2	MONTH+ SPENT GETTING OVER ALC EFFECTS PST 12 MOS	Freq	Pct
		1 = Yes	540	0.98
		2 = No.....	23297	42.15
		83 = DID NOT USE ALC PST 12 MOS OR USED <6 DYS Log asn.....	132	0.24
		91 = NEVER USED ALCOHOL.....	14571	26.36
		93 = DID NOT USE ALC PST 12 MOS OR USED <6 DYS.....	11646	21.07
		94 = DON'T KNOW.....	18	0.03
		97 = REFUSED	12	0.02
		98 = BLANK (NO ANSWER).....	285	0.52
		99 = LEGITIMATE SKIP	4770	8.63

During the past 12 months, did you try to set limits on how often or how much alcohol you would drink?

ALCLIMIT¹	Len: 2	SET LIMITS ON ALCOHOL USE PAST 12 MONTHS	Freq	Pct
		1 = Yes	10377	18.77
		2 = No.....	18177	32.89
		83 = DID NOT USE ALC PST 12 MOS OR USED <6 DYS Log asn.....	132	0.24
		85 = BAD DATA Logically assigned	1	0.00
		91 = NEVER USED ALCOHOL.....	14571	26.36
		93 = DID NOT USE ALC PST 12 MOS OR USED <6 DYS.....	11646	21.07
		94 = DON'T KNOW.....	53	0.10
		97 = REFUSED	30	0.05
		98 = BLANK (NO ANSWER).....	284	0.51

SUBSTANCE DEPENDENCE AND ABUSE

Were you able to keep to the limits you set, or did you often drink more than you intended to?

ALCKPLMT¹	Len: 2	ABLE TO KEEP LIMITS OR DRANK MORE PAST 12 MOS	Freq	Pct
	1 =	Usually kept to the limits set.....	9011	16.30
	2 =	Often drank more than intended.....	1360	2.46
	83 =	DID NOT USE ALC PST 12 MOS OR USED <6 DYS Log asn.....	132	0.24
	85 =	BAD DATA Logically assigned.....	1	0.00
	91 =	NEVER USED ALCOHOL.....	14571	26.36
	93 =	DID NOT USE ALC PST 12 MOS OR USED <6 DYS.....	11646	21.07
	94 =	DON'T KNOW.....	3	0.01
	97 =	REFUSED.....	33	0.06
	98 =	BLANK (NO ANSWER).....	337	0.61
	99 =	LEGITIMATE SKIP.....	18177	32.89

During the past 12 months, did you need to drink more alcohol than you used to in order to get the effect you wanted?

ALCNDMOR¹	Len: 2	NEEDED MORE ALC TO GET SAME EFFECT PST 12 MOS	Freq	Pct
	1 =	Yes.....	2633	4.76
	2 =	No.....	25951	46.95
	83 =	DID NOT USE ALC PST 12 MOS OR USED <6 DYS Log asn.....	132	0.24
	85 =	BAD DATA Logically assigned.....	1	0.00
	91 =	NEVER USED ALCOHOL.....	14571	26.36
	93 =	DID NOT USE ALC PST 12 MOS OR USED <6 DYS.....	11646	21.07
	94 =	DON'T KNOW.....	32	0.06
	97 =	REFUSED.....	21	0.04
	98 =	BLANK (NO ANSWER).....	284	0.51

During the past 12 months, did you notice that drinking the same amount of alcohol had less effect on you than it used to?

ALCLSEFX¹	Len: 2	DRNKG SAME AMT ALC HAD LESS EFFECT PAST 12 MOS	Freq	Pct
	1 =	Yes.....	2561	4.63
	2 =	No.....	23304	42.16
	83 =	DID NOT USE ALC PST 12 MOS OR USED <6 DYS Log asn.....	132	0.24
	91 =	NEVER USED ALCOHOL.....	14571	26.36
	93 =	DID NOT USE ALC PST 12 MOS OR USED <6 DYS.....	11646	21.07
	94 =	DON'T KNOW.....	114	0.21
	97 =	REFUSED.....	25	0.05
	98 =	BLANK (NO ANSWER).....	285	0.52
	99 =	LEGITIMATE SKIP.....	2633	4.76

During the past 12 months, did you want to or try to cut down or stop drinking alcohol?

ALCCUTDN¹	Len: 2	WANT/TRY TO CUT DOWN/STOP DRNKG PAST 12 MOS	Freq	Pct
	1 =	Yes.....	8459	15.30
	2 =	No.....	20057	36.29
	83 =	DID NOT USE ALC PST 12 MOS OR USED <6 DYS Log asn.....	132	0.24
	85 =	BAD DATA Logically assigned.....	1	0.00
	91 =	NEVER USED ALCOHOL.....	14571	26.36
	93 =	DID NOT USE ALC PST 12 MOS OR USED <6 DYS.....	11646	21.07
	94 =	DON'T KNOW.....	77	0.14
	97 =	REFUSED.....	44	0.08
	98 =	BLANK (NO ANSWER).....	284	0.51

SUBSTANCE DEPENDENCE AND ABUSE

During the past 12 months, were you able to cut down or stop drinking alcohol every time you wanted to or tried to?

ALCCUTEV¹	Len: 2	ABLE TO CUT/STOP DRNKG EVERY TIME PAST 12 MOS	Freq	Pct
	1 =	Yes	7303	13.21
	2 =	No.....	1147	2.08
	83 =	DID NOT USE ALC PST 12 MOS OR USED <6 DYS Log asn.....	132	0.24
	85 =	BAD DATA Logically assigned	1	0.00
	91 =	NEVER USED ALCOHOL.....	14571	26.36
	93 =	DID NOT USE ALC PST 12 MOS OR USED <6 DYS.....	11646	21.07
	94 =	DON'T KNOW.....	4	0.01
	97 =	REFUSED	49	0.09
	98 =	BLANK (NO ANSWER).....	361	0.65
	99 =	LEGITIMATE SKIP	20057	36.29

During the past 12 months, did you cut down or stop drinking at least one time?

ALCCUT1X¹	Len: 2	CUT DOWN OR STOP DRNKG AT LEAST ONCE PAST 12 MOS	Freq	Pct
	1 =	Yes	6739	12.19
	2 =	No.....	14433	26.11
	83 =	DID NOT USE ALC PST 12 MOS OR USED <6 DYS Log asn.....	132	0.24
	91 =	NEVER USED ALCOHOL.....	14571	26.36
	93 =	DID NOT USE ALC PST 12 MOS OR USED <6 DYS.....	11646	21.07
	94 =	DON'T KNOW.....	104	0.19
	97 =	REFUSED	58	0.10
	98 =	BLANK (NO ANSWER).....	285	0.52
	99 =	LEGITIMATE SKIP	7303	13.21

Please look at the symptoms listed below. During the past 12 months, did you have 2 or more of these symptoms after you cut back or stopped drinking alcohol?

- Sweating or feeling that your heart was beating fast
- Having your hands tremble
- Having trouble sleeping
- Vomiting or feeling nauseous
- Seeing, hearing, or feeling things that weren't really there
- Feeling like you couldn't sit still
- Feeling anxious
- Having seizures or fits

ALCWD2SX¹	Len: 2	HAD 2+ ALC WITHDRAWAL SYMPTOMS PST 12 MOS	Freq	Pct
	1 =	Yes	1472	2.66
	2 =	No.....	12535	22.68
	83 =	DID NOT USE ALC PST 12 MOS OR USED <6 DYS Log asn.....	132	0.24
	85 =	BAD DATA Logically assigned	1	0.00
	91 =	NEVER USED ALCOHOL.....	14571	26.36
	93 =	DID NOT USE ALC PST 12 MOS OR USED <6 DYS.....	11646	21.07
	94 =	DON'T KNOW.....	18	0.03
	97 =	REFUSED	75	0.14
	98 =	BLANK (NO ANSWER).....	388	0.70
	99 =	LEGITIMATE SKIP	14433	26.11

SUBSTANCE DEPENDENCE AND ABUSE

Please look at the symptoms listed below. During the past 12 months, did you have 2 or more of these symptoms at the same time that lasted for longer than a day after you cut back or stopped drinking alcohol?

- Sweating or feeling that your heart was beating fast
- Having your hands tremble
- Having trouble sleeping
- Vomiting or feeling nauseous
- Seeing, hearing, or feeling things that weren't really there
- Feeling like you couldn't sit still
- Feeling anxious
- Having seizures or fits

ALCWDSMT¹	Len: 2	HAD 2+ ALC WDRAW SYM AT SAME TIME PST 12 MOS	Freq	Pct
	1 =	Yes	775	1.40
	2 =	No.....	696	1.26
	83 =	DID NOT USE ALC PST 12 MOS OR USED <6 DYS Log asn.....	132	0.24
	85 =	BAD DATA Logically assigned	1	0.00
	91 =	NEVER USED ALCOHOL.....	14571	26.36
	93 =	DID NOT USE ALC PST 12 MOS OR USED <6 DYS	11646	21.07
	94 =	DON'T KNOW.....	1	0.00
	97 =	REFUSED	75	0.14
	98 =	BLANK (NO ANSWER).....	406	0.73
	99 =	LEGITIMATE SKIP	26968	48.79

During the past 12 months, did you have any problems with your emotions, nerves, or mental health that were probably caused or made worse by drinking alcohol?

ALCEMOPB¹	Len: 2	ALC CAUSE PRBS WITH EMOT/NERVES PAST 12 MOS	Freq	Pct
	1 =	Yes	2019	3.65
	2 =	No.....	26556	48.05
	83 =	DID NOT USE ALC PST 12 MOS OR USED <6 DYS Log asn.....	132	0.24
	85 =	BAD DATA Logically assigned	1	0.00
	91 =	NEVER USED ALCOHOL.....	14571	26.36
	93 =	DID NOT USE ALC PST 12 MOS OR USED <6 DYS	11646	21.07
	94 =	DON'T KNOW.....	37	0.07
	97 =	REFUSED	25	0.05
	98 =	BLANK (NO ANSWER).....	284	0.51

Did you continue to drink alcohol even though you thought drinking was causing you to have problems with your emotions, nerves, or mental health?

ALCEMCTD¹	Len: 2	CONTD TO DRINK ALC DESPITE EMOT PRBS	Freq	Pct
	1 =	Yes	1251	2.26
	2 =	No.....	767	1.39
	83 =	DID NOT USE ALC PST 12 MOS OR USED <6 DYS Log asn.....	132	0.24
	85 =	BAD DATA Logically assigned	1	0.00
	91 =	NEVER USED ALCOHOL.....	14571	26.36
	93 =	DID NOT USE ALC PST 12 MOS OR USED <6 DYS	11646	21.07
	97 =	REFUSED	26	0.05
	98 =	BLANK (NO ANSWER).....	321	0.58
	99 =	LEGITIMATE SKIP	26556	48.05

During the past 12 months, did you have any physical health problems that were probably caused or made worse by drinking alcohol?

ALCPHLPB¹	Len: 2	ANY PHYS PRBS CAUSED/WORSND BY ALC PST 12 MOS	Freq	Pct
	1 =	Yes	748	1.35
	2 =	No.....	26581	48.09
	83 =	DID NOT USE ALC PST 12 MOS OR USED <6 DYS Log asn.....	132	0.24
	91 =	NEVER USED ALCOHOL.....	14571	26.36
	93 =	DID NOT USE ALC PST 12 MOS OR USED <6 DYS	11646	21.07
	94 =	DON'T KNOW.....	33	0.06
	97 =	REFUSED	24	0.04
	98 =	BLANK (NO ANSWER).....	285	0.52
	99 =	LEGITIMATE SKIP	1251	2.26

SUBSTANCE DEPENDENCE AND ABUSE

Did you continue to drink alcohol even though you thought drinking was causing you to have physical problems?

ALCPHCTD¹	Len: 2	CONTD TO DRINK ALC DESPITE PHYS PRBS	Freq	Pct
	1 =	Yes	313	0.57
	2 =	No.....	433	0.78
	83 =	DID NOT USE ALC PST 12 MOS OR USED <6 DYS Log asn.....	132	0.24
	91 =	NEVER USED ALCOHOL.....	14571	26.36
	93 =	DID NOT USE ALC PST 12 MOS OR USED <6 DYS.....	11646	21.07
	94 =	DON'T KNOW.....	2	0.00
	97 =	REFUSED	24	0.04
	98 =	BLANK (NO ANSWER).....	318	0.58
	99 =	LEGITIMATE SKIP	27832	50.36

This question is about important activities such as working, going to school, taking care of children, doing fun things such as hobbies and sports, and spending time with friends and family.

During the past 12 months, did drinking alcohol cause you to give up or spend less time doing these types of important activities?

ALCLSACT¹	Len: 2	LESS ACTIVITIES B/C OF ALC USE PAST 12 MOS	Freq	Pct
	1 =	Yes	1265	2.29
	2 =	No.....	27314	49.42
	83 =	DID NOT USE ALC PST 12 MOS OR USED <6 DYS Log asn.....	132	0.24
	85 =	BAD DATA Logically assigned	1	0.00
	91 =	NEVER USED ALCOHOL.....	14571	26.36
	93 =	DID NOT USE ALC PST 12 MOS OR USED <6 DYS.....	11646	21.07
	94 =	DON'T KNOW.....	28	0.05
	97 =	REFUSED	30	0.05
	98 =	BLANK (NO ANSWER).....	284	0.51

Sometimes people who drink alcohol have serious problems at home, work or school - such as:

- Neglecting their children
- Missing work or school
- Doing a poor job at work or school
- Losing a job or dropping out of school

During the past 12 months, did drinking alcohol cause you to have serious problems like this either at home, work, or school?

ALCSERP¹	Len: 2	ALC CAUSE SERS PRBS AT HOME/WORK/SCH PST 12 MOS	Freq	Pct
	1 =	Yes	872	1.58
	2 =	No.....	27714	50.14
	83 =	DID NOT USE ALC PST 12 MOS OR USED <6 DYS Log asn.....	132	0.24
	85 =	BAD DATA Logically assigned	1	0.00
	91 =	NEVER USED ALCOHOL.....	14571	26.36
	93 =	DID NOT USE ALC PST 12 MOS OR USED <6 DYS.....	11646	21.07
	94 =	DON'T KNOW.....	24	0.04
	97 =	REFUSED	27	0.05
	98 =	BLANK (NO ANSWER).....	284	0.51

During the past 12 months, did you regularly drink alcohol and then do something where being drunk might have put you in physical danger?

ALCPDANG¹	Len: 2	DRNK ALC AND DO DANGEROUS ACTIVITIES PST 12 MOS	Freq	Pct
	1 =	Yes	2358	4.27
	2 =	No.....	26224	47.45
	83 =	DID NOT USE ALC PST 12 MOS OR USED <6 DYS Log asn.....	132	0.24
	85 =	BAD DATA Logically assigned	1	0.00
	91 =	NEVER USED ALCOHOL.....	14571	26.36
	93 =	DID NOT USE ALC PST 12 MOS OR USED <6 DYS.....	11646	21.07
	94 =	DON'T KNOW.....	28	0.05
	97 =	REFUSED	27	0.05
	98 =	BLANK (NO ANSWER).....	284	0.51

SUBSTANCE DEPENDENCE AND ABUSE

During the past 12 months, did drinking alcohol cause you to do things that repeatedly got you in trouble with the law?

ALCLAWTR¹	Len: 2	DRNK ALC CAUSE PRBS WITH LAW PAST 12 MOS	Freq	Pct
	1 =	Yes	407	0.74
	2 =	No.....	28189	51.00
	83 =	DID NOT USE ALC PST 12 MOS OR USED <6 DYS Log asn.....	132	0.24
	85 =	BAD DATA Logically assigned	1	0.00
	91 =	NEVER USED ALCOHOL.....	14571	26.36
	93 =	DID NOT USE ALC PST 12 MOS OR USED <6 DYS.....	11646	21.07
	94 =	DON'T KNOW.....	20	0.04
	97 =	REFUSED	21	0.04
	98 =	BLANK (NO ANSWER).....	284	0.51

During the past 12 months, did you have any problems with family or friends that were probably caused by your drinking?

ALCFMFPB¹	Len: 2	DRNK ALC CAUSE PRBS W/FAMILY/FRIENDS PST 12 MOS	Freq	Pct
	1 =	Yes	1616	2.92
	2 =	No.....	26980	48.81
	83 =	DID NOT USE ALC PST 12 MOS OR USED <6 DYS Log asn.....	132	0.24
	85 =	BAD DATA Logically assigned	1	0.00
	91 =	NEVER USED ALCOHOL.....	14571	26.36
	93 =	DID NOT USE ALC PST 12 MOS OR USED <6 DYS.....	11646	21.07
	94 =	DON'T KNOW.....	18	0.03
	97 =	REFUSED	23	0.04
	98 =	BLANK (NO ANSWER).....	284	0.51

Did you continue to drink alcohol even though you thought your drinking caused problems with family or friends?

ALCFMCTD¹	Len: 2	CONTD TO DRINK ALC DESPITE PRBS W/ FAM/FRNDS	Freq	Pct
	1 =	Yes	1042	1.89
	2 =	No.....	572	1.03
	83 =	DID NOT USE ALC PST 12 MOS OR USED <6 DYS Log asn.....	132	0.24
	85 =	BAD DATA Logically assigned	1	0.00
	91 =	NEVER USED ALCOHOL.....	14571	26.36
	93 =	DID NOT USE ALC PST 12 MOS OR USED <6 DYS.....	11646	21.07
	97 =	REFUSED	25	0.05
	98 =	BLANK (NO ANSWER).....	302	0.55
	99 =	LEGITIMATE SKIP	26980	48.81

Think about your use of marijuana or hashish during the past 12 months as you answer these next questions.

During the past 12 months, was there a month or more when you spent a lot of your time getting or using marijuana or hashish?

MRJLOTTM¹	Len: 2	SPENT MONTH/MORE GETTING/USING MJ PAST 12 MOS	Freq	Pct
	1 =	Yes	3215	5.82
	2 =	No.....	4094	7.41
	83 =	DID NOT USE MJ PST 12 MOS OR USED <6 DYS Log asn.....	41	0.07
	91 =	NEVER USED MARIJUANA	31783	57.50
	93 =	DID NOT USE MJ PST 12 MOS OR USED <6 DYS	15927	28.82
	94 =	DON'T KNOW.....	3	0.01
	97 =	REFUSED	26	0.05
	98 =	BLANK (NO ANSWER).....	182	0.33

SUBSTANCE DEPENDENCE AND ABUSE

During the past 12 months, was there a month or more when you spent a lot of your time getting over the effects of the marijuana or hashish you used?

MRJGTOVR¹	Len: 2	MONTH+ SPENT GETTING OVER MJ EFFECTS PST 12 MOS	Freq	Pct
	1 =	Yes	102	0.18
	2 =	No.....	3988	7.22
	83 =	DID NOT USE MJ PST 12 MOS OR USED <6 DAY Log asn.....	41	0.07
	91 =	NEVER USED MARIJUANA	31783	57.50
	93 =	DID NOT USE MJ PST 12 MOS OR USED <6 DYS	15927	28.82
	94 =	DON'T KNOW.....	5	0.01
	97 =	REFUSED	28	0.05
	98 =	BLANK (NO ANSWER).....	182	0.33
	99 =	LEGITIMATE SKIP	3215	5.82

During the past 12 months, did you try to set limits on how often or how much marijuana or hashish you would use?

MRJLIMIT¹	Len: 2	SET LIMITS ON MARIJUANA USE PAST 12 MONTHS	Freq	Pct
	1 =	Yes	2543	4.60
	2 =	No.....	4765	8.62
	83 =	DID NOT USE MJ PST 12 MOS OR USED <6 DAY Log asn.....	41	0.07
	91 =	NEVER USED MARIJUANA	31783	57.50
	93 =	DID NOT USE MJ PST 12 MOS OR USED <6 DYS	15927	28.82
	94 =	DON'T KNOW.....	3	0.01
	97 =	REFUSED	27	0.05
	98 =	BLANK (NO ANSWER).....	182	0.33

Were you able to keep to the limits you set, or did you often use marijuana or hashish more than you intended to?

MRJKPLMT¹	Len: 2	ABLE TO KEEP LIMITS OR USE MORE MJ PAST 12 MOS	Freq	Pct
	1 =	Usually kept to the limits set.....	2059	3.73
	2 =	Often used more than intended.....	481	0.87
	83 =	DID NOT USE MJ PST 12 MOS OR USED <6 DAY Log asn.....	41	0.07
	91 =	NEVER USED MARIJUANA	31783	57.50
	93 =	DID NOT USE MJ PST 12 MOS OR USED <6 DYS	15927	28.82
	94 =	DON'T KNOW.....	2	0.00
	97 =	REFUSED	28	0.05
	98 =	BLANK (NO ANSWER).....	185	0.33
	99 =	LEGITIMATE SKIP	4765	8.62

During the past 12 months, did you need to use more marijuana or hashish than you used to in order to get the effect you wanted?

MRJNDMOR¹	Len: 2	NEEDED MORE MJ TO GET SAME EFFECT PST 12 MOS	Freq	Pct
	1 =	Yes	1666	3.01
	2 =	No.....	5637	10.20
	83 =	DID NOT USE MJ PST 12 MOS OR USED <6 DAY Log asn.....	41	0.07
	91 =	NEVER USED MARIJUANA	31783	57.50
	93 =	DID NOT USE MJ PST 12 MOS OR USED <6 DYS	15927	28.82
	94 =	DON'T KNOW.....	5	0.01
	97 =	REFUSED	30	0.05
	98 =	BLANK (NO ANSWER).....	182	0.33

During the past 12 months, did you notice that using the same amount of marijuana or hashish had less effect on you than it used to?

MRJLSEFX¹	Len: 2	USING SAME AMT MJ HAD LESS EFFECT PAST 12 MOS	Freq	Pct
	1 =	Yes	646	1.17
	2 =	No.....	4975	9.00
	83 =	DID NOT USE MJ PST 12 MOS OR USED <6 DAY Log asn.....	41	0.07
	91 =	NEVER USED MARIJUANA	31783	57.50
	93 =	DID NOT USE MJ PST 12 MOS OR USED <6 DYS	15927	28.82
	94 =	DON'T KNOW.....	19	0.03
	97 =	REFUSED	32	0.06
	98 =	BLANK (NO ANSWER).....	182	0.33
	99 =	LEGITIMATE SKIP	1666	3.01

SUBSTANCE DEPENDENCE AND ABUSE

During the past 12 months, did you want to or try to cut down or stop using marijuana or hashish?

MRJCUTDN¹	Len: 2	WANT/TRY TO CUT DOWN/STOP USING MJ PST 12 MOS	Freq	Pct
	1 = Yes		2708	4.90
	2 = No.....		4593	8.31
	83 = DID NOT USE MJ PST 12 MOS OR USED <6 DAY Log asn.....		41	0.07
	91 = NEVER USED MARIJUANA		31783	57.50
	93 = DID NOT USE MJ PST 12 MOS OR USED <6 DYS		15927	28.82
	94 = DON'T KNOW.....		9	0.02
	97 = REFUSED		28	0.05
	98 = BLANK (NO ANSWER).....		182	0.33

During the past 12 months, were you able to cut down or stop using marijuana or hashish every time you wanted to or tried to?

MRJCUTEV¹	Len: 2	ABLE TO CUT/STOP USING MJ EVERY TIME PST 12 MOS	Freq	Pct
	1 = Yes		2277	4.12
	2 = No.....		428	0.77
	83 = DID NOT USE MJ PST 12 MOS OR USED <6 DAY Log asn.....		41	0.07
	91 = NEVER USED MARIJUANA		31783	57.50
	93 = DID NOT USE MJ PST 12 MOS OR USED <6 DYS		15927	28.82
	94 = DON'T KNOW.....		1	0.00
	97 = REFUSED		30	0.05
	98 = BLANK (NO ANSWER).....		191	0.35
	99 = LEGITIMATE SKIP		4593	8.31

During the past 12 months, did you have any problems with your emotions, nerves, or mental health that were probably caused or made worse by your use of marijuana or hashish?

MRJEMOPB¹	Len: 2	MJ CAUSE PRBS WITH EMOT/NERVES PAST 12 MOS	Freq	Pct
	1 = Yes		604	1.09
	2 = No.....		6698	12.12
	83 = DID NOT USE MJ PST 12 MOS OR USED <6 DAY Log asn.....		41	0.07
	91 = NEVER USED MARIJUANA		31783	57.50
	93 = DID NOT USE MJ PST 12 MOS OR USED <6 DYS		15927	28.82
	94 = DON'T KNOW.....		10	0.02
	97 = REFUSED		26	0.05
	98 = BLANK (NO ANSWER).....		182	0.33

Did you continue to use marijuana or hashish even though you thought it was causing you to have problems with your emotions, nerves, or mental health?

MRJEMCTD¹	Len: 2	CONTD USING MARIJUANA DESPITE EMOT PRBS	Freq	Pct
	1 = Yes		378	0.68
	2 = No.....		225	0.41
	83 = DID NOT USE MJ PST 12 MOS OR USED <6 DAY Log asn.....		41	0.07
	91 = NEVER USED MARIJUANA		31783	57.50
	93 = DID NOT USE MJ PST 12 MOS OR USED <6 DYS		15927	28.82
	94 = DON'T KNOW.....		1	0.00
	97 = REFUSED		26	0.05
	98 = BLANK (NO ANSWER).....		192	0.35
	99 = LEGITIMATE SKIP		6698	12.12

SUBSTANCE DEPENDENCE AND ABUSE

During the past 12 months, did you have any physical health problems that were probably caused or made worse by your use of marijuana or hashish?

MRJPHLPB¹	Len: 2	ANY PHYS PRBS CAUSED/WORSND BY MJ PST 12 MOS	Freq	Pct
	1 =	Yes	146	0.26
	2 =	No.....	6778	12.26
	83 =	DID NOT USE MJ PST 12 MOS OR USED <6 DAY Log asn.....	41	0.07
	91 =	NEVER USED MARIJUANA	31783	57.50
	93 =	DID NOT USE MJ PST 12 MOS OR USED <6 DYS	15927	28.82
	94 =	DON'T KNOW.....	10	0.02
	97 =	REFUSED	26	0.05
	98 =	BLANK (NO ANSWER).....	182	0.33
	99 =	LEGITIMATE SKIP	378	0.68

Did you continue to use marijuana or hashish even though you thought it was causing you to have physical problems?

MRJPHCTD¹	Len: 2	CONTD TO USE MARIJUANA DESPITE PHYS PRBS	Freq	Pct
	1 =	Yes	78	0.14
	2 =	No.....	68	0.12
	83 =	DID NOT USE MJ PST 12 MOS OR USED <6 DAY Log asn.....	41	0.07
	91 =	NEVER USED MARIJUANA	31783	57.50
	93 =	DID NOT USE MJ PST 12 MOS OR USED <6 DYS	15927	28.82
	97 =	REFUSED	26	0.05
	98 =	BLANK (NO ANSWER).....	192	0.35
	99 =	LEGITIMATE SKIP	7156	12.95

This question is about important activities such as working, going to school, taking care of children, doing fun things such as hobbies and sports, and spending time with friends and family.

During the past 12 months, did using marijuana or hashish cause you to give up or spend less time doing these types of important activities?

MRJLSACT¹	Len: 2	LESS ACTIVITIES B/C OF MJ USE PAST 12 MOS	Freq	Pct
	1 =	Yes	648	1.17
	2 =	No.....	6658	12.05
	83 =	DID NOT USE MJ PST 12 MOS OR USED <6 DAY Log asn.....	41	0.07
	91 =	NEVER USED MARIJUANA	31783	57.50
	93 =	DID NOT USE MJ PST 12 MOS OR USED <6 DYS	15927	28.82
	94 =	DON'T KNOW.....	7	0.01
	97 =	REFUSED	25	0.05
	98 =	BLANK (NO ANSWER).....	182	0.33

Sometimes people who use marijuana or hashish have serious problems at home, work or school - such as:

- neglecting their children
- missing work or school
- doing a poor job at work or school
- losing a job or dropping out of school

During the past 12 months, did using marijuana or hashish cause you to have serious problems like this either at home, work, or school?

MRJSERPB¹	Len: 2	MJ CAUSE SERS PRBS AT HOME/WORK/SCH PST 12 MOS	Freq	Pct
	1 =	Yes	408	0.74
	2 =	No.....	6902	12.49
	83 =	DID NOT USE MJ PST 12 MOS OR USED <6 DAY Log asn.....	41	0.07
	91 =	NEVER USED MARIJUANA	31783	57.50
	93 =	DID NOT USE MJ PST 12 MOS OR USED <6 DYS	15927	28.82
	94 =	DON'T KNOW.....	4	0.01
	97 =	REFUSED	24	0.04
	98 =	BLANK (NO ANSWER).....	182	0.33

SUBSTANCE DEPENDENCE AND ABUSE

During the past 12 months, did you regularly use marijuana or hashish and then do something where using marijuana or hashish might have put you in physical danger?

MRJPDANG¹	Len: 2	USING MJ AND DO DANGEROUS ACTIVITIES PST 12 MOS	Freq	Pct
	1 =	Yes	376	0.68
	2 =	No.....	6935	12.55
	83 =	DID NOT USE MJ PST 12 MOS OR USED <6 DAY Log asn.....	41	0.07
	91 =	NEVER USED MARIJUANA	31783	57.50
	93 =	DID NOT USE MJ PST 12 MOS OR USED <6 DYS	15927	28.82
	94 =	DON'T KNOW.....	4	0.01
	97 =	REFUSED	23	0.04
	98 =	BLANK (NO ANSWER).....	182	0.33

During the past 12 months, did using marijuana or hashish cause you to do things that repeatedly got you in trouble with the law?

MRJLAWTR¹	Len: 2	USING MJ CAUSE PRBS WITH LAW PAST 12 MOS	Freq	Pct
	1 =	Yes	174	0.31
	2 =	No.....	7138	12.91
	83 =	DID NOT USE MJ PST 12 MOS OR USED <6 DAY Log asn.....	41	0.07
	91 =	NEVER USED MARIJUANA	31783	57.50
	93 =	DID NOT USE MJ PST 12 MOS OR USED <6 DYS	15927	28.82
	94 =	DON'T KNOW.....	2	0.00
	97 =	REFUSED	24	0.04
	98 =	BLANK (NO ANSWER).....	182	0.33

During the past 12 months, did you have any problems with family or friends that were probably caused by your use of marijuana or hashish?

MRJFMFPB¹	Len: 2	USING MJ CAUSE PRBS W/FAMILY/FRIENDS PST 12 MOS	Freq	Pct
	1 =	Yes	519	0.94
	2 =	No.....	6791	12.29
	83 =	DID NOT USE MJ PST 12 MOS OR USED <6 DAY Log asn.....	41	0.07
	91 =	NEVER USED MARIJUANA	31783	57.50
	93 =	DID NOT USE MJ PST 12 MOS OR USED <6 DYS	15927	28.82
	94 =	DON'T KNOW.....	3	0.01
	97 =	REFUSED	25	0.05
	98 =	BLANK (NO ANSWER).....	182	0.33

Did you continue to use marijuana or hashish even though you thought it caused problems with family or friends?

MRJFMCTD¹	Len: 2	CONTD TO USE MJ DESPITE PRBS W/ FAM/FRNDS	Freq	Pct
	1 =	Yes	377	0.68
	2 =	No.....	142	0.26
	83 =	DID NOT USE MJ PST 12 MOS OR USED <6 DAY Log asn.....	41	0.07
	91 =	NEVER USED MARIJUANA	31783	57.50
	93 =	DID NOT USE MJ PST 12 MOS OR USED <6 DYS	15927	28.82
	97 =	REFUSED	25	0.05
	98 =	BLANK (NO ANSWER).....	185	0.33
	99 =	LEGITIMATE SKIP	6791	12.29

Think about your use of cocaine, (including the form of cocaine called "crack") during the past 12 months as you answer these next questions.

During the past 12 months, was there a month or more when you spent a lot of your time getting or using [COKEFILL]?

COCLOTTM¹	Len: 2	SPENT MONTH/MORE GETTING/USING COC PAST 12 MOS	Freq	Pct
	1 =	Yes	143	0.26
	2 =	No.....	979	1.77
	91 =	NEVER USED COCAINE	48613	87.95
	93 =	DID NOT USE COCAINE IN THE PAST 12 MOS	5454	9.87
	94 =	DON'T KNOW.....	1	0.00
	97 =	REFUSED	13	0.02
	98 =	BLANK (NO ANSWER).....	68	0.12

SUBSTANCE DEPENDENCE AND ABUSE

During the past 12 months, was there a month or more when you spent a lot of your time getting over the effects of the [COKEFILL] you used?

COCGTOVR¹	Len: 2	MONTH+ SPENT GETTING OVER COC EFFECTS PST 12 MOS	Freq	Pct
	1 =	Yes	24	0.04
	2 =	No.....	955	1.73
	91 =	NEVER USED COCAINE	48613	87.95
	93 =	DID NOT USE COCAINE IN THE PAST 12 MOS	5454	9.87
	97 =	REFUSED	14	0.03
	98 =	BLANK (NO ANSWER).....	68	0.12
	99 =	LEGITIMATE SKIP	143	0.26

During the past 12 months, did you try to set limits on how often or how much [COKEFILL] you would use?

COCLIMIT¹	Len: 2	SET LIMITS ON COCAINE USE PAST 12 MONTHS	Freq	Pct
	1 =	Yes	350	0.63
	2 =	No.....	770	1.39
	91 =	NEVER USED COCAINE	48613	87.95
	93 =	DID NOT USE COCAINE IN THE PAST 12 MOS	5454	9.87
	94 =	DON'T KNOW.....	1	0.00
	97 =	REFUSED	15	0.03
	98 =	BLANK (NO ANSWER).....	68	0.12

Were you able to keep to the limits you set, or did you often use [COKEFILL] more than you intended to?

COCKPLMT¹	Len: 2	ABLE TO KEEP LIMITS OR USED MORE COC PST 12 MOS	Freq	Pct
	1 =	Usually kept to the limits set.....	278	0.50
	2 =	Often used more than intended.....	72	0.13
	91 =	NEVER USED COCAINE	48613	87.95
	93 =	DID NOT USE COCAINE IN THE PAST 12 MOS	5454	9.87
	97 =	REFUSED	15	0.03
	98 =	BLANK (NO ANSWER).....	69	0.12
	99 =	LEGITIMATE SKIP	770	1.39

During the past 12 months, did you need to use more [COKEFILL] than you used to in order to get the effect you wanted?

COCNDMOR¹	Len: 2	NEEDED MORE COC TO GET SAME EFFECT PST 12 MOS	Freq	Pct
	1 =	Yes	143	0.26
	2 =	No.....	976	1.77
	91 =	NEVER USED COCAINE	48613	87.95
	93 =	DID NOT USE COCAINE IN THE PAST 12 MOS	5454	9.87
	94 =	DON'T KNOW.....	1	0.00
	97 =	REFUSED	16	0.03
	98 =	BLANK (NO ANSWER).....	68	0.12

During the past 12 months, did you notice that using the same amount of [COKEFILL] had less effect on you than it used to?

COCLSEFX¹	Len: 2	USING SAME AMT COC HAD LESS EFFECT PAST 12 MOS	Freq	Pct
	1 =	Yes	60	0.11
	2 =	No.....	913	1.65
	91 =	NEVER USED COCAINE	48613	87.95
	93 =	DID NOT USE COCAINE IN THE PAST 12 MOS	5454	9.87
	94 =	DON'T KNOW.....	3	0.01
	97 =	REFUSED	17	0.03
	98 =	BLANK (NO ANSWER).....	68	0.12
	99 =	LEGITIMATE SKIP	143	0.26

SUBSTANCE DEPENDENCE AND ABUSE

During the past 12 months, did you want to or try to cut down or stop using [COKEFILL]?

COCCUTDN¹	Len: 2	WANT/TRY TO CUT DOWN/STOP USING COC PAST 12 MOS	Freq	Pct
	1 =	Yes	439	0.79
	2 =	No.....	677	1.22
	91 =	NEVER USED COCAINE	48613	87.95
	93 =	DID NOT USE COCAINE IN THE PAST 12 MOS	5454	9.87
	94 =	DON'T KNOW.....	4	0.01
	97 =	REFUSED	16	0.03
	98 =	BLANK (NO ANSWER).....	68	0.12

During the past 12 months, were you able to cut down or stop using [COKEFILL] every time you wanted to or tried to?

COCCUTEV¹	Len: 2	ABLE TO CUT/STOP USING COC EVERY TIME PAST 12 MOS	Freq	Pct
	1 =	Yes	387	0.70
	2 =	No.....	52	0.09
	91 =	NEVER USED COCAINE	48613	87.95
	93 =	DID NOT USE COCAINE IN THE PAST 12 MOS	5454	9.87
	97 =	REFUSED	16	0.03
	98 =	BLANK (NO ANSWER).....	72	0.13
	99 =	LEGITIMATE SKIP	677	1.22

During the past 12 months, did you cut down or stop using [COKEFILL] at least one time?

COCCUT1X¹	Len: 2	CUT DOWN/STOP USING COC AT LEAST 1X PST 12 MOS	Freq	Pct
	1 =	Yes	257	0.46
	2 =	No.....	471	0.85
	91 =	NEVER USED COCAINE	48613	87.95
	93 =	DID NOT USE COCAINE IN THE PAST 12 MOS	5454	9.87
	94 =	DON'T KNOW.....	4	0.01
	97 =	REFUSED	17	0.03
	98 =	BLANK (NO ANSWER).....	68	0.12
	99 =	LEGITIMATE SKIP	387	0.70

During the past 12 months, have you felt kind of blue or down when you cut down or stopped using [COKEFILL]?

COCFLBLU¹	Len: 2	WHEN CUT DOWN ON COC, FELT BLUE PAST 12 MONTHS	Freq	Pct
	1 =	Yes	144	0.26
	2 =	No.....	499	0.90
	91 =	NEVER USED COCAINE	48613	87.95
	93 =	DID NOT USE COCAINE IN THE PAST 12 MOS	5454	9.87
	94 =	DON'T KNOW.....	1	0.00
	97 =	REFUSED	17	0.03
	98 =	BLANK (NO ANSWER).....	72	0.13
	99 =	LEGITIMATE SKIP	471	0.85

Please look at the symptoms listed below. During the past 12 months, did you have 2 or more of these symptoms after you cut back or stopped using [COKEFILL]?

- Feeling tired or exhausted
- Having bad dreams
- Having trouble sleeping or sleeping more than you normally do
- Feeling hungry more often
- Feeling either very slowed down or like you couldn't sit still

COCWD2SX¹	Len: 2	HAD 2+ COC WITHDRAWAL SYMPTOMS PST 12 MOS	Freq	Pct
	1 =	Yes	113	0.20
	2 =	No.....	31	0.06
	91 =	NEVER USED COCAINE	48613	87.95
	93 =	DID NOT USE COCAINE IN THE PAST 12 MOS	5454	9.87
	97 =	REFUSED	17	0.03
	98 =	BLANK (NO ANSWER).....	73	0.13
	99 =	LEGITIMATE SKIP	970	1.75

SUBSTANCE DEPENDENCE AND ABUSE

Please look at the symptoms listed below. During the past 12 months, did you have 2 or more of these symptoms at the same time that lasted for longer than a day after you cut back or stopped using [COKEFILL]?

- Feeling tired or exhausted
- Having bad dreams
- Having trouble sleeping or sleeping more than you normally do
- Feeling hungry more often
- Feeling either very slowed down or like you couldn't sit still

COCWDSMT¹	Len: 2	HAD 2+ COC WDRAW SYM AT SAME TIME PAST 12 MOS	Freq	Pct
	1 = Yes		82	0.15
	2 = No.....		31	0.06
	91 = NEVER USED COCAINE		48613	87.95
	93 = DID NOT USE COCAINE IN THE PAST 12 MOS		5454	9.87
	97 = REFUSED		17	0.03
	98 = BLANK (NO ANSWER).....		73	0.13
	99 = LEGITIMATE SKIP		1001	1.81

During the past 12 months, did you have any problems with your emotions, nerves, or mental health that were probably caused or made worse by your use of [COKEFILL]?

COCEMOPB¹	Len: 2	COC CAUSE PRBS WITH EMOT/NERVES PAST 12 MOS	Freq	Pct
	1 = Yes		155	0.28
	2 = No.....		962	1.74
	91 = NEVER USED COCAINE		48613	87.95
	93 = DID NOT USE COCAINE IN THE PAST 12 MOS		5454	9.87
	94 = DON'T KNOW.....		3	0.01
	97 = REFUSED		16	0.03
	98 = BLANK (NO ANSWER).....		68	0.12

Did you continue to use [COKEFILL] even though you thought it was causing you to have problems with your emotions, nerves, or mental health?

COCEMCTD¹	Len: 2	CONTD TO USE COC DESPITE EMOT PRBS	Freq	Pct
	1 = Yes		88	0.16
	2 = No.....		66	0.12
	91 = NEVER USED COCAINE		48613	87.95
	93 = DID NOT USE COCAINE IN THE PAST 12 MOS		5454	9.87
	97 = REFUSED		17	0.03
	98 = BLANK (NO ANSWER).....		71	0.13
	99 = LEGITIMATE SKIP		962	1.74

During the past 12 months, did you have any physical health problems that were probably caused or made worse by your use of [COKEFILL]?

COCPHLPB¹	Len: 2	ANY PHYS PRBS CAUSED/WORSND BY COC PST 12 MOS	Freq	Pct
	1 = Yes		43	0.08
	2 = No.....		988	1.79
	91 = NEVER USED COCAINE		48613	87.95
	93 = DID NOT USE COCAINE IN THE PAST 12 MOS		5454	9.87
	94 = DON'T KNOW.....		2	0.00
	97 = REFUSED		15	0.03
	98 = BLANK (NO ANSWER).....		68	0.12
	99 = LEGITIMATE SKIP		88	0.16

SUBSTANCE DEPENDENCE AND ABUSE

Did you continue to use [COKEFILL] even though you thought it was causing you to have physical problems?

COCPHCTD¹	Len: 2	CONTD TO USE COC DESPITE PHYS PRBS	Freq	Pct
	1 =	Yes	13	0.02
	2 =	No.....	30	0.05
	91 =	NEVER USED COCAINE	48613	87.95
	93 =	DID NOT USE COCAINE IN THE PAST 12 MOS	5454	9.87
	97 =	REFUSED	15	0.03
	98 =	BLANK (NO ANSWER).....	70	0.13
	99 =	LEGITIMATE SKIP	1076	1.95

This question is about important activities such as working, going to school, taking care of children, doing fun things such as hobbies and sports, and spending time with friends and family.

During the past 12 months, did using [COKEFILL] cause you to give up or spend less time doing these types of important activities?

COCLSACT¹	Len: 2	LESS ACTIVITIES B/C OF COC USE PAST 12 MOS	Freq	Pct
	1 =	Yes	102	0.18
	2 =	No.....	1015	1.84
	91 =	NEVER USED COCAINE	48613	87.95
	93 =	DID NOT USE COCAINE IN THE PAST 12 MOS	5454	9.87
	94 =	DON'T KNOW.....	2	0.00
	97 =	REFUSED	17	0.03
	98 =	BLANK (NO ANSWER).....	68	0.12

Sometimes people who use [COKEFILL] have serious problems at home, work or school - such as:

- neglecting their children
- missing work or school
- doing a poor job at work or school
- losing a job or dropping out of school

During the past 12 months, did using [COKEFILL] cause you to have serious problems like this either at home, work, or school?

COCSEPRB¹	Len: 2	COC CAUSE SERS PRBS AT HOME/WORK/SCH PST 12 MOS	Freq	Pct
	1 =	Yes	84	0.15
	2 =	No.....	1034	1.87
	91 =	NEVER USED COCAINE	48613	87.95
	93 =	DID NOT USE COCAINE IN THE PAST 12 MOS	5454	9.87
	94 =	DON'T KNOW.....	2	0.00
	97 =	REFUSED	16	0.03
	98 =	BLANK (NO ANSWER).....	68	0.12

During the past 12 months, did you regularly use [COKEFILL] and then do something where using [COKEFILL] might have put you in physical danger?

COCPDANG¹	Len: 2	USING COC AND DO DANGEROUS ACTIVITIES PST 12 MOS	Freq	Pct
	1 =	Yes	101	0.18
	2 =	No.....	1019	1.84
	91 =	NEVER USED COCAINE	48613	87.95
	93 =	DID NOT USE COCAINE IN THE PAST 12 MOS	5454	9.87
	94 =	DON'T KNOW.....	2	0.00
	97 =	REFUSED	14	0.03
	98 =	BLANK (NO ANSWER).....	68	0.12

SUBSTANCE DEPENDENCE AND ABUSE

During the past 12 months, did using [COKEFILL] cause you to do things that repeatedly got you in trouble with the law?

COCLAWTR¹	Len: 2	USING COC CAUSE PRBS WITH LAW PAST 12 MOS	Freq	Pct
	1 =	Yes	36	0.07
	2 =	No.....	1084	1.96
	91 =	NEVER USED COCAINE	48613	87.95
	93 =	DID NOT USE COCAINE IN THE PAST 12 MOS	5454	9.87
	94 =	DON'T KNOW.....	2	0.00
	97 =	REFUSED	14	0.03
	98 =	BLANK (NO ANSWER).....	68	0.12

During the past 12 months, did you have any problems with family or friends that were probably caused by your use of [COKEFILL]?

COCFMFPB¹	Len: 2	USING COC CAUSE PRBS W/FAMILY/FRIENDS PST 12 MOS	Freq	Pct
	1 =	Yes	112	0.20
	2 =	No.....	1008	1.82
	91 =	NEVER USED COCAINE	48613	87.95
	93 =	DID NOT USE COCAINE IN THE PAST 12 MOS	5454	9.87
	94 =	DON'T KNOW.....	2	0.00
	97 =	REFUSED	14	0.03
	98 =	BLANK (NO ANSWER).....	68	0.12

Did you continue to use [COKEFILL] even though you thought it caused problems with family or friends?

COCFMCTD¹	Len: 2	CONTD TO USE COC DESPITE PRBS W/ FAM/FRNDS	Freq	Pct
	1 =	Yes	78	0.14
	2 =	No.....	34	0.06
	91 =	NEVER USED COCAINE	48613	87.95
	93 =	DID NOT USE COCAINE IN THE PAST 12 MOS	5454	9.87
	97 =	REFUSED	14	0.03
	98 =	BLANK (NO ANSWER).....	70	0.13
	99 =	LEGITIMATE SKIP	1008	1.82

NOTE: The heroin variables in the SUBSTANCE DEPENDENCE AND ABUSE module take into account information from follow-up questions that were added to the SPECIAL DRUGS module in 2002 for the variables HRSMKREC and HRSNFREC. Respondents who had not previously reported heroin use in the past 12 months but who reported on follow-up that they smoked or sniffed heroin in the past 12 months were asked the heroin questions in the SUBSTANCE DEPENDENCE AND ABUSE module.

Think about your use of heroin during the past 12 months as you answer these next questions.

During the past 12 months, was there a month or more when you spent a lot of your time getting or using heroin?

HERLOTTM¹	Len: 2	SPENT MON/MORE GETTING/USING HEROIN PST 12 MOS	Freq	Pct
	1 =	Yes	131	0.24
	2 =	No.....	135	0.24
	91 =	NEVER USED HEROIN.....	54292	98.23
	93 =	DID NOT USE HEROIN IN THE PAST 12 MOS.....	666	1.20
	97 =	REFUSED	5	0.01
	98 =	BLANK (NO ANSWER).....	42	0.08

During the past 12 months, was there a month or more when you spent a lot of your time getting over the effects of the heroin you used?

HERGTOVR¹	Len: 2	MONTH+ SPENT GETTING OVR HEROIN EFFECTS PST 12 MO	Freq	Pct
	1 =	Yes	11	0.02
	2 =	No.....	124	0.22
	91 =	NEVER USED HEROIN.....	54292	98.23
	93 =	DID NOT USE HEROIN IN THE PAST 12 MOS.....	666	1.20
	97 =	REFUSED	5	0.01
	98 =	BLANK (NO ANSWER).....	42	0.08
	99 =	LEGITIMATE SKIP	131	0.24

SUBSTANCE DEPENDENCE AND ABUSE

During the past 12 months, did you try to set limits on how often or how much heroin you would use?

HERLIMIT¹	Len: 2	SET LIMITS ON HEROIN USE PAST 12 MONTHS	Freq	Pct
	1 = Yes		144	0.26
	2 = No.....		122	0.22
	91 = NEVER USED HEROIN.....		54292	98.23
	93 = DID NOT USE HEROIN IN THE PAST 12 MOS.....		666	1.20
	97 = REFUSED		5	0.01
	98 = BLANK (NO ANSWER).....		42	0.08

Were you able to keep to the limits you set, or did you often use heroin more than you intended to?

HERKPLMT¹	Len: 2	ABLE TO KEEP LIMIT OR USE MORE HEROIN PST 12 MOS	Freq	Pct
	1 = Usually kept to the limits set.....		57	0.10
	2 = Often used more than intended.....		87	0.16
	91 = NEVER USED HEROIN.....		54292	98.23
	93 = DID NOT USE HEROIN IN THE PAST 12 MOS.....		666	1.20
	97 = REFUSED		5	0.01
	98 = BLANK (NO ANSWER).....		42	0.08
	99 = LEGITIMATE SKIP		122	0.22

During the past 12 months, did you need to use more heroin than you used to in order to get the effect you wanted?

HERNDMOR¹	Len: 2	NEEDED MORE HEROIN TO GET SAME EFFECT PST 12 MOS	Freq	Pct
	1 = Yes		133	0.24
	2 = No.....		132	0.24
	91 = NEVER USED HEROIN.....		54292	98.23
	93 = DID NOT USE HEROIN IN THE PAST 12 MOS.....		666	1.20
	94 = DON'T KNOW.....		1	0.00
	97 = REFUSED		5	0.01
	98 = BLANK (NO ANSWER).....		42	0.08

During the past 12 months, did you notice that using the same amount of heroin had less effect on you than it used to?

HERLSEFX¹	Len: 2	USING SAME AMT HEROIN HAD LESS EFFECT PST 12 MOS	Freq	Pct
	1 = Yes		13	0.02
	2 = No.....		118	0.21
	91 = NEVER USED HEROIN.....		54292	98.23
	93 = DID NOT USE HEROIN IN THE PAST 12 MOS.....		666	1.20
	94 = DON'T KNOW.....		2	0.00
	97 = REFUSED		5	0.01
	98 = BLANK (NO ANSWER).....		42	0.08
	99 = LEGITIMATE SKIP		133	0.24

During the past 12 months, did you want to or try to cut down or stop using heroin?

HERCUTDN¹	Len: 2	WANT/TRY CUT DOWN/STOP USING HEROIN PST 12 MOS	Freq	Pct
	1 = Yes		167	0.30
	2 = No.....		99	0.18
	91 = NEVER USED HEROIN.....		54292	98.23
	93 = DID NOT USE HEROIN IN THE PAST 12 MOS.....		666	1.20
	97 = REFUSED		5	0.01
	98 = BLANK (NO ANSWER).....		42	0.08

SUBSTANCE DEPENDENCE AND ABUSE

During the past 12 months, were you able to cut down or stop using heroin every time you wanted to or tried to?

HERCUTEV¹	Len: 2	ABLE TO CUT/STOP USNG HEROIN EVRY TIME PST 12 MOS	Freq	Pct
	1 =	Yes	90	0.16
	2 =	No.....	77	0.14
	91 =	NEVER USED HEROIN.....	54292	98.23
	93 =	DID NOT USE HEROIN IN THE PAST 12 MOS.....	666	1.20
	97 =	REFUSED	5	0.01
	98 =	BLANK (NO ANSWER).....	42	0.08
	99 =	LEGITIMATE SKIP	99	0.18

During the past 12 months, did you cut down or stop using heroin at least one time?

HERCUT1X¹	Len: 2	CUT DOWN/STOP USNG HEROIN AT LEAST 1X PST 12 MOS	Freq	Pct
	1 =	Yes	90	0.16
	2 =	No.....	86	0.16
	91 =	NEVER USED HEROIN.....	54292	98.23
	93 =	DID NOT USE HEROIN IN THE PAST 12 MOS.....	666	1.20
	97 =	REFUSED	5	0.01
	98 =	BLANK (NO ANSWER).....	42	0.08
	99 =	LEGITIMATE SKIP	90	0.16

Please look at the symptoms listed below. During the past 12 months, did you have 3 or more of these symptoms after you cut back or stopped using heroin?

- Feeling kind of blue or down
- Vomiting or feeling nauseous
- Having cramps or muscle aches
- Having teary eyes or a runny nose
- Feeling sweaty, having enlarged eye pupils, or having body hair standing up on your skin
- Having diarrhea
- Yawning
- Having a fever
- Having trouble sleeping

HERWD3SX¹	Len: 2	HAD 3+ HEROIN WITHDRAWAL SYMPTOMS PST 12 MOS	Freq	Pct
	1 =	Yes	144	0.26
	2 =	No.....	36	0.07
	91 =	NEVER USED HEROIN.....	54292	98.23
	93 =	DID NOT USE HEROIN IN THE PAST 12 MOS.....	666	1.20
	97 =	REFUSED	5	0.01
	98 =	BLANK (NO ANSWER).....	42	0.08
	99 =	LEGITIMATE SKIP	86	0.16

Please look at the symptoms listed below. During the past 12 months, did you have 3 or more of these symptoms at the same time that lasted for longer than a day after you cut back or stopped using heroin?

- Feeling kind of blue or down
- Vomiting or feeling nauseous
- Having cramps or muscle aches
- Having teary eyes or a runny nose
- Feeling sweaty, having enlarged eye pupils, or having body hair standing up on your skin
- Having diarrhea
- Yawning
- Having a fever
- Having trouble sleeping

HERWDSMT¹	Len: 2	HAD 3+ HEROIN WDRAW SYM SAME TIME PST 12 MOS	Freq	Pct
	1 =	Yes	134	0.24
	2 =	No.....	10	0.02
	91 =	NEVER USED HEROIN.....	54292	98.23
	93 =	DID NOT USE HEROIN IN THE PAST 12 MOS.....	666	1.20
	97 =	REFUSED	5	0.01
	98 =	BLANK (NO ANSWER).....	42	0.08
	99 =	LEGITIMATE SKIP	122	0.22

SUBSTANCE DEPENDENCE AND ABUSE

During the past 12 months, did you have any problems with your emotions, nerves, or mental health that were probably caused or made worse by your use of heroin?

HEREMOPB¹	Len: 2	HEROIN CAUSE PRBS W/EMOT/NERVES PAST 12 MOS	Freq	Pct
	1 =	Yes	129	0.23
	2 =	No	137	0.25
	91 =	NEVER USED HEROIN	54292	98.23
	93 =	DID NOT USE HEROIN IN THE PAST 12 MOS	666	1.20
	97 =	REFUSED	5	0.01
	98 =	BLANK (NO ANSWER)	42	0.08

Did you continue to use heroin even though you thought it was causing you to have problems with your emotions, nerves, or mental health?

HEREMCTD¹	Len: 2	CONTD TO USE HEROIN DESPITE EMOT PRBS	Freq	Pct
	1 =	Yes	104	0.19
	2 =	No	25	0.05
	91 =	NEVER USED HEROIN	54292	98.23
	93 =	DID NOT USE HEROIN IN THE PAST 12 MOS	666	1.20
	97 =	REFUSED	5	0.01
	98 =	BLANK (NO ANSWER)	42	0.08
	99 =	LEGITIMATE SKIP	137	0.25

During the past 12 months, did you have any physical health problems that were probably caused or made worse by your use of heroin?

HERPHLPB¹	Len: 2	ANY PHYS PRBS CAUSED/WORSND BY HEROIN PST 12 MOS	Freq	Pct
	1 =	Yes	11	0.02
	2 =	No	151	0.27
	91 =	NEVER USED HEROIN	54292	98.23
	93 =	DID NOT USE HEROIN IN THE PAST 12 MOS	666	1.20
	97 =	REFUSED	5	0.01
	98 =	BLANK (NO ANSWER)	42	0.08
	99 =	LEGITIMATE SKIP	104	0.19

Did you continue to use heroin even though you thought it was causing you to have physical problems?

HERPHCTD¹	Len: 2	CONTD TO USE HEROIN DESPITE PHYS PRBS	Freq	Pct
	1 =	Yes	5	0.01
	2 =	No	6	0.01
	91 =	NEVER USED HEROIN	54292	98.23
	93 =	DID NOT USE HEROIN IN THE PAST 12 MOS	666	1.20
	97 =	REFUSED	5	0.01
	98 =	BLANK (NO ANSWER)	42	0.08
	99 =	LEGITIMATE SKIP	255	0.46

This question is about important activities such as working, going to school, taking care of children, doing fun things such as hobbies and sports, and spending time with friends and family.

During the past 12 months, did using heroin cause you to give up or spend less time doing these types of important activities?

HERLSACT¹	Len: 2	LESS ACTIVITIES B/C OF HEROIN USE PAST 12 MOS	Freq	Pct
	1 =	Yes	117	0.21
	2 =	No	149	0.27
	91 =	NEVER USED HEROIN	54292	98.23
	93 =	DID NOT USE HEROIN IN THE PAST 12 MOS	666	1.20
	97 =	REFUSED	5	0.01
	98 =	BLANK (NO ANSWER)	42	0.08

SUBSTANCE DEPENDENCE AND ABUSE

Sometimes people who use heroin have serious problems at home, work or school - such as:

- neglecting their children
- missing work or school
- doing a poor job at work or school
- losing a job or dropping out of school

During the past 12 months, did using heroin cause you to have serious problems like this either at home, work, or school?

HERSERPB¹	Len: 2	HEROIN CAUSE SER PRB AT HOM/WRK/SCH PST 12 MOS	Freq	Pct
	1 = Yes		93	0.17
	2 = No.....		172	0.31
	91 = NEVER USED HEROIN.....		54292	98.23
	93 = DID NOT USE HEROIN IN THE PAST 12 MOS.....		666	1.20
	94 = DON'T KNOW.....		1	0.00
	97 = REFUSED		5	0.01
	98 = BLANK (NO ANSWER).....		42	0.08

During the past 12 months, did you regularly use heroin and then do something where using heroin might have put you in physical danger?

HERPDANG¹	Len: 2	USING HEROIN & DO DANGEROUS ACTIVS PST 12 MOS	Freq	Pct
	1 = Yes		87	0.16
	2 = No.....		178	0.32
	91 = NEVER USED HEROIN.....		54292	98.23
	93 = DID NOT USE HEROIN IN THE PAST 12 MOS.....		666	1.20
	94 = DON'T KNOW.....		1	0.00
	97 = REFUSED		5	0.01
	98 = BLANK (NO ANSWER).....		42	0.08

During the past 12 months, did using heroin cause you to do things that repeatedly got you in trouble with the law?

HERLAWTR¹	Len: 2	USING HEROIN CAUSE PRBS WITH LAW PAST 12 MOS	Freq	Pct
	1 = Yes		43	0.08
	2 = No.....		222	0.40
	91 = NEVER USED HEROIN.....		54292	98.23
	93 = DID NOT USE HEROIN IN THE PAST 12 MOS.....		666	1.20
	94 = DON'T KNOW.....		1	0.00
	97 = REFUSED		5	0.01
	98 = BLANK (NO ANSWER).....		42	0.08

During the past 12 months, did you have any problems with family or friends that were probably caused by your use of heroin?

HERFMFPB¹	Len: 2	USING HEROIN CAUSE PRBS W/FAM/FRNDS PST 12 MOS	Freq	Pct
	1 = Yes		111	0.20
	2 = No.....		154	0.28
	91 = NEVER USED HEROIN.....		54292	98.23
	93 = DID NOT USE HEROIN IN THE PAST 12 MOS.....		666	1.20
	94 = DON'T KNOW.....		1	0.00
	97 = REFUSED		5	0.01
	98 = BLANK (NO ANSWER).....		42	0.08

Did you continue to use heroin even though you thought it caused problems with family or friends?

HERFMCTD¹	Len: 2	CONTD TO USE HEROIN DESPITE PRBS W/FAM/FRNDS	Freq	Pct
	1 = Yes		96	0.17
	2 = No.....		15	0.03
	91 = NEVER USED HEROIN.....		54292	98.23
	93 = DID NOT USE HEROIN IN THE PAST 12 MOS.....		666	1.20
	97 = REFUSED		5	0.01
	98 = BLANK (NO ANSWER).....		43	0.08
	99 = LEGITIMATE SKIP		154	0.28

SUBSTANCE DEPENDENCE AND ABUSE

NOTE: HALDAFLG is a flag variable that indicates differences in how the hallucinogen variables in the SUBSTANCE DEPENDENCE AND ABUSE MODULE would have been edited based on the logic in 2007, when only past year users from the core HALLUCINOGENS module were routed into the corresponding questions, and how these hallucinogen variables were edited this year. Editing this year took into account logic that routed past year users of ketamine (from KETAREC), the tryptamines DMT, AMT, and 5-MeO-DIPT/"Foxy" (from TRYPREC), and Salvia divinorum (from SALVREC) into these dependence and abuse questions for hallucinogens.

HALDAFLG¹	Len: 2	EDITING FLAG FOR HALLUC DEPENDENCE & ABUSE VARS	Freq	Pct
	1 =	Never used based on 07/Now: Not past yr user	274	0.50
	2 =	Not past yr user based on 07/Now: Blank	1	0.00
	3 =	Never used based on 07/Now: Blank	118	0.21
	4 =	Blank based on 07/Now: Past yr user	4	0.01
	5 =	Not past yr user based on 07/Now: Past yr user	39	0.07
	6 =	Never used based on 07/Now: Past yr user	45	0.08
	98 =	BLANK (NO DIFF BETWEEN 07 VARIABLES & NOW).....	54790	99.13

Think about your use of hallucinogens, such as LSD, "acid", PCP, "Ecstasy", psilocybin (mushrooms), mescaline, or peyote during the past 12 months as you answer these next questions.

During the past 12 months, was there a month or more when you spent a lot of your time getting or using hallucinogens?

HALLOTTM¹	Len: 2	SPENT MON/MORE GETTING/USING HALLUC PST 12 MOS	Freq	Pct
	1 =	Yes	94	0.17
	2 =	No.....	1310	2.37
	91 =	NEVER USED HALLUCINOGENS	47035	85.10
	93 =	DID NOT USE HALLUCINOGENS IN THE PAST 12 MOS.....	6429	11.63
	97 =	REFUSED	1	0.00
	98 =	BLANK (NO ANSWER).....	402	0.73

During the past 12 months, was there a month or more when you spent a lot of your time getting over the effects of the hallucinogens you used?

HALGTOVR¹	Len: 2	MONTH+ SPENT GETTING OVR HALLUC EFFECTS PST 12 MO	Freq	Pct
	1 =	Yes	34	0.06
	2 =	No.....	1275	2.31
	91 =	NEVER USED HALLUCINOGENS	47035	85.10
	93 =	DID NOT USE HALLUCINOGENS IN THE PAST 12 MOS.....	6429	11.63
	94 =	DON'T KNOW.....	1	0.00
	97 =	REFUSED	1	0.00
	98 =	BLANK (NO ANSWER).....	402	0.73
	99 =	LEGITIMATE SKIP	94	0.17

During the past 12 months, did you try to set limits on how often or how much hallucinogens you would use?

HALLIMIT¹	Len: 2	SET LIMITS ON HALLUCINOGEN USE PAST 12 MONTHS	Freq	Pct
	1 =	Yes	280	0.51
	2 =	No.....	1122	2.03
	91 =	NEVER USED HALLUCINOGENS	47035	85.10
	93 =	DID NOT USE HALLUCINOGENS IN THE PAST 12 MOS.....	6429	11.63
	94 =	DON'T KNOW.....	1	0.00
	97 =	REFUSED	2	0.00
	98 =	BLANK (NO ANSWER).....	402	0.73

Were you able to keep to the limits you set, or did you often use hallucinogens more than you intended to?

HALKPLMT¹	Len: 2	ABLE TO KEEP LIMT OR USE MORE HALLUC PST 12 MOS	Freq	Pct
	1 =	Usually kept to the limits set.....	268	0.48
	2 =	Often used more than intended.....	11	0.02
	91 =	NEVER USED HALLUCINOGENS	47035	85.10
	93 =	DID NOT USE HALLUCINOGENS IN THE PAST 12 MOS.....	6429	11.63
	94 =	DON'T KNOW.....	1	0.00
	97 =	REFUSED	2	0.00
	98 =	BLANK (NO ANSWER).....	403	0.73
	99 =	LEGITIMATE SKIP	1122	2.03

SUBSTANCE DEPENDENCE AND ABUSE

During the past 12 months, did you need to use more hallucinogens than you used to in order to get the effect you wanted?

HALNDMOR¹	Len: 2	NEEDED MORE HALLUC TO GET SME EFFECT PST 12 MOS	Freq	Pct
	1 = Yes		76	0.14
	2 = No.....		1325	2.40
	91 = NEVER USED HALLUCINOGENS		47035	85.10
	93 = DID NOT USE HALLUCINOGENS IN THE PAST 12 MOS.....		6429	11.63
	94 = DON'T KNOW.....		1	0.00
	97 = REFUSED		3	0.01
	98 = BLANK (NO ANSWER).....		402	0.73

During the past 12 months, did you notice that using the same amount of hallucinogens had less effect on you than it used to?

HALLSEFX¹	Len: 2	USING SME AMT HALLUC HAD LESS EFFECT PAST 12 MOS	Freq	Pct
	1 = Yes		37	0.07
	2 = No.....		1287	2.33
	91 = NEVER USED HALLUCINOGENS		47035	85.10
	93 = DID NOT USE HALLUCINOGENS IN THE PAST 12 MOS.....		6429	11.63
	94 = DON'T KNOW.....		1	0.00
	97 = REFUSED		4	0.01
	98 = BLANK (NO ANSWER).....		402	0.73
	99 = LEGITIMATE SKIP		76	0.14

During the past 12 months, did you want to or try to cut down or stop using hallucinogens?

HALCUTDN¹	Len: 2	WANT/TRY CUT DOWN/STOP USING HALLUC PST 12 MOS	Freq	Pct
	1 = Yes		297	0.54
	2 = No.....		1102	1.99
	91 = NEVER USED HALLUCINOGENS		47035	85.10
	93 = DID NOT USE HALLUCINOGENS IN THE PAST 12 MOS.....		6429	11.63
	94 = DON'T KNOW.....		2	0.00
	97 = REFUSED		4	0.01
	98 = BLANK (NO ANSWER).....		402	0.73

During the past 12 months, were you able to cut down or stop using hallucinogens every time you wanted to or tried to?

HALCUTEV¹	Len: 2	ABLE TO CUT/STOP USING HALLUC EVRY TIME PST 12 MO	Freq	Pct
	1 = Yes		280	0.51
	2 = No.....		17	0.03
	91 = NEVER USED HALLUCINOGENS		47035	85.10
	93 = DID NOT USE HALLUCINOGENS IN THE PAST 12 MOS.....		6429	11.63
	97 = REFUSED		4	0.01
	98 = BLANK (NO ANSWER).....		404	0.73
	99 = LEGITIMATE SKIP		1102	1.99

During the past 12 months, did you have any problems with your emotions, nerves, or mental health that were probably caused or made worse by your use of hallucinogens?

HALEMOPB¹	Len: 2	HALLUC CAUSE PRBS W/EMOT/NERVES PAST 12 MOS	Freq	Pct
	1 = Yes		105	0.19
	2 = No.....		1294	2.34
	91 = NEVER USED HALLUCINOGENS		47035	85.10
	93 = DID NOT USE HALLUCINOGENS IN THE PAST 12 MOS.....		6429	11.63
	94 = DON'T KNOW.....		1	0.00
	97 = REFUSED		5	0.01
	98 = BLANK (NO ANSWER).....		402	0.73

SUBSTANCE DEPENDENCE AND ABUSE

Did you continue to use hallucinogens even though you thought this was causing you to have problems with your emotions, nerves, or mental health?

HALEMCTD¹	Len: 2	CONTD TO USE HALLUC DESPITE EMOT PRBS	Freq	Pct
	1 =	Yes	37	0.07
	2 =	No.....	68	0.12
	91 =	NEVER USED HALLUCINOGENS	47035	85.10
	93 =	DID NOT USE HALLUCINOGENS IN THE PAST 12 MOS	6429	11.63
	97 =	REFUSED	5	0.01
	98 =	BLANK (NO ANSWER).....	403	0.73
	99 =	LEGITIMATE SKIP	1294	2.34

During the past 12 months, did you have any physical health problems that were probably caused or made worse by your use of hallucinogens?

HALPHLPB¹	Len: 2	ANY PHYS PRBS CAUSED/WORSND BY HALLUC PST 12 MOS	Freq	Pct
	1 =	Yes	32	0.06
	2 =	No.....	1330	2.41
	91 =	NEVER USED HALLUCINOGENS	47035	85.10
	93 =	DID NOT USE HALLUCINOGENS IN THE PAST 12 MOS	6429	11.63
	94 =	DON'T KNOW.....	2	0.00
	97 =	REFUSED	4	0.01
	98 =	BLANK (NO ANSWER).....	402	0.73
	99 =	LEGITIMATE SKIP	37	0.07

Did you continue to use hallucinogens even though you thought this was causing you to have physical problems?

HALPHCTD¹	Len: 2	CONTD TO USE HALLUC DESPITE PHYS PRBS	Freq	Pct
	1 =	Yes	6	0.01
	2 =	No.....	26	0.05
	91 =	NEVER USED HALLUCINOGENS	47035	85.10
	93 =	DID NOT USE HALLUCINOGENS IN THE PAST 12 MOS	6429	11.63
	97 =	REFUSED	4	0.01
	98 =	BLANK (NO ANSWER).....	404	0.73
	99 =	LEGITIMATE SKIP	1367	2.47

This question is about important activities such as working, going to school, taking care of children, doing fun things such as hobbies and sports, and spending time with friends and family.

During the past 12 months, did using hallucinogens cause you to give up or spend less time doing these types of important activities?

HALLSACT¹	Len: 2	LESS ACTIVITES B/C OF HALLUC USE PAST 12 MOS	Freq	Pct
	1 =	Yes	46	0.08
	2 =	No.....	1353	2.45
	91 =	NEVER USED HALLUCINOGENS	47035	85.10
	93 =	DID NOT USE HALLUCINOGENS IN THE PAST 12 MOS	6429	11.63
	94 =	DON'T KNOW.....	2	0.00
	97 =	REFUSED	4	0.01
	98 =	BLANK (NO ANSWER).....	402	0.73

SUBSTANCE DEPENDENCE AND ABUSE

Sometimes people who use hallucinogens have serious problems at home, work or school - such as:

- neglecting their children
- missing work or school
- doing a poor job at work or school
- losing a job or dropping out of school

During the past 12 months, did using hallucinogens cause you to have serious problems like this either at home, work, or school?

HALSERPB¹	Len: 2	HALLUC CAUSE SER PRBS AT HOM/WRK/SCH PST 12 MOS	Freq	Pct
	1 = Yes		47	0.09
	2 = No.....		1352	2.45
	91 = NEVER USED HALLUCINOGENS		47035	85.10
	93 = DID NOT USE HALLUCINOGENS IN THE PAST 12 MOS		6429	11.63
	94 = DON'T KNOW.....		2	0.00
	97 = REFUSED		4	0.01
	98 = BLANK (NO ANSWER).....		402	0.73

During the past 12 months, did you regularly use hallucinogens and then do something where using hallucinogens put you in physical danger?

HALPDANG¹	Len: 2	USING HALLUC & DO DANGEROUS ACTIVS PST 12 MOS	Freq	Pct
	1 = Yes		70	0.13
	2 = No.....		1329	2.40
	91 = NEVER USED HALLUCINOGENS		47035	85.10
	93 = DID NOT USE HALLUCINOGENS IN THE PAST 12 MOS		6429	11.63
	94 = DON'T KNOW.....		3	0.01
	97 = REFUSED		3	0.01
	98 = BLANK (NO ANSWER).....		402	0.73

During the past 12 months, did using hallucinogens cause you to do things that repeatedly got you in trouble with the law?

HALLAWTR¹	Len: 2	USING HALLUC CAUSE PRBS WITH LAW PAST 12 MOS	Freq	Pct
	1 = Yes		17	0.03
	2 = No.....		1382	2.50
	91 = NEVER USED HALLUCINOGENS		47035	85.10
	93 = DID NOT USE HALLUCINOGENS IN THE PAST 12 MOS		6429	11.63
	94 = DON'T KNOW.....		4	0.01
	97 = REFUSED		2	0.00
	98 = BLANK (NO ANSWER).....		402	0.73

During the past 12 months, did you have any problems with family or friends that were probably caused by your use of hallucinogens?

HALFMFPB¹	Len: 2	USING HALLUC CAUSE PRBS W/FAM/FRNDS PST 12 MOS	Freq	Pct
	1 = Yes		50	0.09
	2 = No.....		1349	2.44
	91 = NEVER USED HALLUCINOGENS		47035	85.10
	93 = DID NOT USE HALLUCINOGENS IN THE PAST 12 MOS		6429	11.63
	94 = DON'T KNOW.....		3	0.01
	97 = REFUSED		3	0.01
	98 = BLANK (NO ANSWER).....		402	0.73

Did you continue to use hallucinogens even though you thought this caused problems with family or friends?

HALFMCTD¹	Len: 2	CONTD TO USE HALLUC DESPITE PRBS W/FAM/FRNDS	Freq	Pct
	1 = Yes		27	0.05
	2 = No.....		23	0.04
	91 = NEVER USED HALLUCINOGENS		47035	85.10
	93 = DID NOT USE HALLUCINOGENS IN THE PAST 12 MOS		6429	11.63
	97 = REFUSED		3	0.01
	98 = BLANK (NO ANSWER).....		405	0.73
	99 = LEGITIMATE SKIP		1349	2.44

SUBSTANCE DEPENDENCE AND ABUSE

Think about your use of inhalants, such as amyl nitrite, "poppers," nitrous oxide, gasoline or lighter fluids, glue, spray paints or correction fluids during the past 12 months as you answer these next questions.

During the past 12 months, was there a month or more when you spent a lot of your time getting or using inhalants?

INHL0TTM¹	Len: 2	SPENT MONTH/MORE GETTING/USING INH PAST 12 MOS	Freq	Pct
	1 = Yes		20	0.04
	2 = No.....		478	0.86
	91 = NEVER USED INHALANTS.....		50758	91.83
	93 = DID NOT USE INHALANTS IN THE PAST 12 MOS		3795	6.87
	94 = DON'T KNOW.....		3	0.01
	97 = REFUSED		1	0.00
	98 = BLANK (NO ANSWER).....		216	0.39

During the past 12 months, was there a month or more when you spent a lot of your time getting over the effects of the inhalants you used?

INHGTOVR¹	Len: 2	MONTH+ SPENT GETTING OVER INH EFFECTS PST 12 MOS	Freq	Pct
	1 = Yes		10	0.02
	2 = No.....		468	0.85
	91 = NEVER USED INHALANTS.....		50758	91.83
	93 = DID NOT USE INHALANTS IN THE PAST 12 MOS		3795	6.87
	94 = DON'T KNOW.....		3	0.01
	97 = REFUSED		1	0.00
	98 = BLANK (NO ANSWER).....		216	0.39
	99 = LEGITIMATE SKIP		20	0.04

During the past 12 months, did you try to set limits on how often or how much inhalants you would use?

INHLIMIT¹	Len: 2	SET LIMITS ON INHALANT USE PAST 12 MONTHS	Freq	Pct
	1 = Yes		108	0.20
	2 = No.....		384	0.69
	91 = NEVER USED INHALANTS.....		50758	91.83
	93 = DID NOT USE INHALANTS IN THE PAST 12 MOS		3795	6.87
	94 = DON'T KNOW.....		7	0.01
	97 = REFUSED		3	0.01
	98 = BLANK (NO ANSWER).....		216	0.39

Were you able to keep to the limits you set, or did you often use inhalants more than you intended to?

INHKPLMT¹	Len: 2	ABLE TO KEEP LIMITS OR USE MORE INH PAST 12 MOS	Freq	Pct
	1 = Usually kept to the limits set.....		100	0.18
	2 = Often used more than intended.....		8	0.01
	91 = NEVER USED INHALANTS.....		50758	91.83
	93 = DID NOT USE INHALANTS IN THE PAST 12 MOS		3795	6.87
	97 = REFUSED		3	0.01
	98 = BLANK (NO ANSWER).....		223	0.40
	99 = LEGITIMATE SKIP		384	0.69

During the past 12 months, did you need to use more inhalants than you used to in order to get the effect you wanted?

INHNDMOR¹	Len: 2	NEEDED MORE INH TO GET SAME EFFECT PST 12 MOS	Freq	Pct
	1 = Yes		37	0.07
	2 = No.....		457	0.83
	91 = NEVER USED INHALANTS.....		50758	91.83
	93 = DID NOT USE INHALANTS IN THE PAST 12 MOS		3795	6.87
	94 = DON'T KNOW.....		6	0.01
	97 = REFUSED		2	0.00
	98 = BLANK (NO ANSWER).....		216	0.39

SUBSTANCE DEPENDENCE AND ABUSE

During the past 12 months, did you notice that using the same amount of inhalants had less effect on you than it used to?

INHLSEFX¹	Len: 2	USING SAME AMT INH HAD LESS EFFECT PAST 12 MOS	Freq	Pct
	1 = Yes		37	0.07
	2 = No.....		418	0.76
	91 = NEVER USED INHALANTS.....		50758	91.83
	93 = DID NOT USE INHALANTS IN THE PAST 12 MOS		3795	6.87
	94 = DON'T KNOW.....		8	0.01
	97 = REFUSED		2	0.00
	98 = BLANK (NO ANSWER).....		216	0.39
	99 = LEGITIMATE SKIP		37	0.07

During the past 12 months, did you want to or try to cut down or stop using inhalants?

INHCUTDN¹	Len: 2	WANT/TRY TO CUT DOWN/STOP USING INH PAST 12 MOS	Freq	Pct
	1 = Yes		188	0.34
	2 = No.....		300	0.54
	91 = NEVER USED INHALANTS.....		50758	91.83
	93 = DID NOT USE INHALANTS IN THE PAST 12 MOS		3795	6.87
	94 = DON'T KNOW.....		9	0.02
	97 = REFUSED		5	0.01
	98 = BLANK (NO ANSWER).....		216	0.39

During the past 12 months, were you able to cut down or stop using inhalants every time you wanted to or tried to?

INHCUTEV¹	Len: 2	ABLE TO CUT/STOP USING INH EVERY TIME PAST 12 MOS	Freq	Pct
	1 = Yes		173	0.31
	2 = No.....		13	0.02
	91 = NEVER USED INHALANTS.....		50758	91.83
	93 = DID NOT USE INHALANTS IN THE PAST 12 MOS		3795	6.87
	94 = DON'T KNOW.....		1	0.00
	97 = REFUSED		6	0.01
	98 = BLANK (NO ANSWER).....		225	0.41
	99 = LEGITIMATE SKIP		300	0.54

During the past 12 months, did you have any problems with your emotions, nerves, or mental health that were probably caused or made worse by your use of inhalants?

INHEMOPB¹	Len: 2	INH CAUSE PRBS WITH EMOT/NERVES PAST 12 MOS	Freq	Pct
	1 = Yes		38	0.07
	2 = No.....		454	0.82
	91 = NEVER USED INHALANTS.....		50758	91.83
	93 = DID NOT USE INHALANTS IN THE PAST 12 MOS		3795	6.87
	94 = DON'T KNOW.....		6	0.01
	97 = REFUSED		4	0.01
	98 = BLANK (NO ANSWER).....		216	0.39

Did you continue to use inhalants even though you thought this was causing you to have problems with your emotions, nerves, or mental health?

INHEMCTD¹	Len: 2	CONTD TO USE INHALANTS DESPITE EMOT PRBS	Freq	Pct
	1 = Yes		15	0.03
	2 = No.....		22	0.04
	91 = NEVER USED INHALANTS.....		50758	91.83
	93 = DID NOT USE INHALANTS IN THE PAST 12 MOS		3795	6.87
	97 = REFUSED		5	0.01
	98 = BLANK (NO ANSWER).....		222	0.40
	99 = LEGITIMATE SKIP		454	0.82

SUBSTANCE DEPENDENCE AND ABUSE

During the past 12 months, did you have any physical health problems that were probably caused or made worse by your use of inhalants?

INHPHLPB¹	Len: 2	ANY PHYS PRBS CAUSED/WORSND BY INH PST 12 MOS	Freq	Pct
	1 = Yes		14	0.03
	2 = No.....		464	0.84
	91 = NEVER USED INHALANTS.....		50758	91.83
	93 = DID NOT USE INHALANTS IN THE PAST 12 MOS		3795	6.87
	94 = DON'T KNOW.....		6	0.01
	97 = REFUSED		3	0.01
	98 = BLANK (NO ANSWER).....		216	0.39
	99 = LEGITIMATE SKIP		15	0.03

Did you continue to use inhalants even though you thought this was causing you to have physical problems?

INHPHCTD¹	Len: 2	CONTD TO USE INHALANTS DESPITE PHYS PRBS	Freq	Pct
	1 = Yes		3	0.01
	2 = No.....		10	0.02
	91 = NEVER USED INHALANTS.....		50758	91.83
	93 = DID NOT USE INHALANTS IN THE PAST 12 MOS		3795	6.87
	97 = REFUSED		4	0.01
	98 = BLANK (NO ANSWER).....		222	0.40
	99 = LEGITIMATE SKIP		479	0.87

This question is about important activities such as working, going to school, taking care of children, doing fun things such as hobbies and sports, and spending time with friends and family.

During the past 12 months, did using inhalants cause you to give up or spend less time doing these types of important activities?

INHLSACT¹	Len: 2	LESS ACTIVITIES B/C OF INH USE PAST 12 MOS	Freq	Pct
	1 = Yes		19	0.03
	2 = No.....		475	0.86
	91 = NEVER USED INHALANTS.....		50758	91.83
	93 = DID NOT USE INHALANTS IN THE PAST 12 MOS		3795	6.87
	94 = DON'T KNOW.....		4	0.01
	97 = REFUSED		4	0.01
	98 = BLANK (NO ANSWER).....		216	0.39

Sometimes people who use inhalants have serious problems at home, work or school - such as:

- neglecting their children
- missing work or school
- doing a poor job at work or school
- losing a job or dropping out of school

During the past 12 months, did using inhalants cause you to have serious problems like this either at home, work, or school?

INHSERPB¹	Len: 2	INH CAUSE SERS PRBS AT HOME/WORK/SCH PST 12 MOS	Freq	Pct
	1 = Yes		20	0.04
	2 = No.....		473	0.86
	91 = NEVER USED INHALANTS.....		50758	91.83
	93 = DID NOT USE INHALANTS IN THE PAST 12 MOS		3795	6.87
	94 = DON'T KNOW.....		5	0.01
	97 = REFUSED		4	0.01
	98 = BLANK (NO ANSWER).....		216	0.39

SUBSTANCE DEPENDENCE AND ABUSE

During the past 12 months, did you regularly use inhalants and then do something where using inhalants might have put you in physical danger?

INHPDANG¹	Len: 2	USING INH AND DO DANGEROUS ACTIVITIES PST 12 MOS	Freq	Pct
	1 = Yes		17	0.03
	2 = No.....		474	0.86
	91 = NEVER USED INHALANTS.....		50758	91.83
	93 = DID NOT USE INHALANTS IN THE PAST 12 MOS		3795	6.87
	94 = DON'T KNOW.....		6	0.01
	97 = REFUSED		5	0.01
	98 = BLANK (NO ANSWER).....		216	0.39

During the past 12 months, did using inhalants cause you to do things that repeatedly got you in trouble with the law?

INHLAWTR¹	Len: 2	USING INH CAUSE PRBS WITH LAW PAST 12 MOS	Freq	Pct
	1 = Yes		7	0.01
	2 = No.....		485	0.88
	91 = NEVER USED INHALANTS.....		50758	91.83
	93 = DID NOT USE INHALANTS IN THE PAST 12 MOS		3795	6.87
	94 = DON'T KNOW.....		5	0.01
	97 = REFUSED		5	0.01
	98 = BLANK (NO ANSWER).....		216	0.39

During the past 12 months, did you have any problems with family or friends that were probably caused by your use of inhalants?

INHFMFPB¹	Len: 2	USING INH CAUSE PRBS W/FAMILY/FRIENDS PST 12 MOS	Freq	Pct
	1 = Yes		15	0.03
	2 = No.....		478	0.86
	91 = NEVER USED INHALANTS.....		50758	91.83
	93 = DID NOT USE INHALANTS IN THE PAST 12 MOS		3795	6.87
	94 = DON'T KNOW.....		4	0.01
	97 = REFUSED		5	0.01
	98 = BLANK (NO ANSWER).....		216	0.39

Did you continue to use inhalants even though you thought this caused problems with family or friends?

INHFMCTD¹	Len: 2	CONTD TO USE INH DESPITE PRBS W/ FAM/FRNDS	Freq	Pct
	1 = Yes		7	0.01
	2 = No.....		8	0.01
	91 = NEVER USED INHALANTS.....		50758	91.83
	93 = DID NOT USE INHALANTS IN THE PAST 12 MOS		3795	6.87
	97 = REFUSED		5	0.01
	98 = BLANK (NO ANSWER).....		220	0.40
	99 = LEGITIMATE SKIP		478	0.86

Think about your use of prescription pain relievers during the past 12 months as you answer these next questions. Remember, we are only interested in your use of prescription pain relievers that were not prescribed for you or that you used only for the experience or feeling they caused.

During the past 12 months, was there a month or more when you spent a lot of your time getting or using prescription pain relievers?

ANLLOTTM¹	Len: 2	SPENT MON/MORE GETTNG/USNG PN RLVR PST 12 MOS	Freq	Pct
	1 = Yes		443	0.80
	2 = No.....		2141	3.87
	81 = NEVER USED PAIN RELIEVERS Logically assigned.....		68	0.12
	85 = BAD DATA Logically assigned		2	0.00
	91 = NEVER USED PAIN RELIEVERS.....		47064	85.15
	93 = DID NOT USE PAIN RELIEVERS IN THE PAST 12 MOS		5139	9.30
	94 = DON'T KNOW.....		9	0.02
	97 = REFUSED		9	0.02
	98 = BLANK (NO ANSWER).....		396	0.72

SUBSTANCE DEPENDENCE AND ABUSE

During the past 12 months, was there a month or more when you spent a lot of your time getting over the effects of the prescription pain relievers you used?

ANLGTOVR¹	Len: 2	MON+ SPNT GETTING OVER PN RLVR EFFECTS PST 12 MOS	Freq	Pct
	1 =	Yes	52	0.09
	2 =	No.....	2089	3.78
	81 =	NEVER USED PAIN RELIEVERS Logically assigned.....	68	0.12
	85 =	BAD DATA Logically assigned	1	0.00
	91 =	NEVER USED PAIN RELIEVERS.....	47064	85.15
	93 =	DID NOT USE PAIN RELIEVERS IN THE PAST 12 MOS	5139	9.30
	94 =	DON'T KNOW.....	8	0.01
	97 =	REFUSED	10	0.02
	98 =	BLANK (NO ANSWER).....	397	0.72
	99 =	LEGITIMATE SKIP	443	0.80

During the past 12 months, did you try to set limits on how often or how much prescription pain relievers you would use?

ANLLIMIT¹	Len: 2	SET LIMITS ON PAIN RELIEVER USE PAST 12 MONTHS	Freq	Pct
	1 =	Yes	734	1.33
	2 =	No.....	1838	3.33
	81 =	NEVER USED PAIN RELIEVERS Logically assigned.....	68	0.12
	85 =	BAD DATA Logically assigned	2	0.00
	91 =	NEVER USED PAIN RELIEVERS.....	47064	85.15
	93 =	DID NOT USE PAIN RELIEVERS IN THE PAST 12 MOS	5139	9.30
	94 =	DON'T KNOW.....	15	0.03
	97 =	REFUSED	15	0.03
	98 =	BLANK (NO ANSWER).....	396	0.72

Were you able to keep to the limits you set, or did you often use prescription pain relievers more than you intended to?

ANLKPLMT¹	Len: 2	ABLE TO KEEP LIMIT/USE MORE PN RLVR PST 12 MOS	Freq	Pct
	1 =	Usually kept to the limits set.....	564	1.02
	2 =	Often used more than intended.....	167	0.30
	81 =	NEVER USED PAIN RELIEVERS Logically assigned.....	68	0.12
	85 =	BAD DATA Logically assigned	1	0.00
	91 =	NEVER USED PAIN RELIEVERS.....	47064	85.15
	93 =	DID NOT USE PAIN RELIEVERS IN THE PAST 12 MOS	5139	9.30
	94 =	DON'T KNOW.....	2	0.00
	97 =	REFUSED	16	0.03
	98 =	BLANK (NO ANSWER).....	412	0.75
	99 =	LEGITIMATE SKIP	1838	3.33

During the past 12 months, did you need to use more prescription pain relievers than you used to in order to get the effect you wanted?

ANLNDMOR¹	Len: 2	NEEDED MORE PN RLVR TO GET SME EFFECT PST 12 MOS	Freq	Pct
	1 =	Yes	447	0.81
	2 =	No.....	2133	3.86
	81 =	NEVER USED PAIN RELIEVERS Logically assigned.....	68	0.12
	85 =	BAD DATA Logically assigned	2	0.00
	91 =	NEVER USED PAIN RELIEVERS.....	47064	85.15
	93 =	DID NOT USE PAIN RELIEVERS IN THE PAST 12 MOS	5139	9.30
	94 =	DON'T KNOW.....	11	0.02
	97 =	REFUSED	11	0.02
	98 =	BLANK (NO ANSWER).....	396	0.72

SUBSTANCE DEPENDENCE AND ABUSE

During the past 12 months, did you notice that using the same amount of prescription pain relievers had less effect on you than it used to?

ANLLSEFX¹	Len: 2	USING SME AMT PN RLVR HAD LESS EFFECT PST 12 MOS	Freq	Pct
	1 = Yes		177	0.32
	2 = No.....		1941	3.51
	81 = NEVER USED PAIN RELIEVERS Logically assigned.....		68	0.12
	85 = BAD DATA Logically assigned		1	0.00
	91 = NEVER USED PAIN RELIEVERS.....		47064	85.15
	93 = DID NOT USE PAIN RELIEVERS IN THE PAST 12 MOS		5139	9.30
	94 = DON'T KNOW.....		24	0.04
	97 = REFUSED		13	0.02
	98 = BLANK (NO ANSWER).....		397	0.72
	99 = LEGITIMATE SKIP		447	0.81

During the past 12 months, did you want to or try to cut down or stop using prescription pain relievers?

ANLCUTDN¹	Len: 2	WANT/TRY CUT DOWN/STOP USNG PN RLVR PST 12 MOS	Freq	Pct
	1 = Yes		868	1.57
	2 = No.....		1685	3.05
	81 = NEVER USED PAIN RELIEVERS Logically assigned.....		68	0.12
	85 = BAD DATA Logically assigned		2	0.00
	91 = NEVER USED PAIN RELIEVERS.....		47064	85.15
	93 = DID NOT USE PAIN RELIEVERS IN THE PAST 12 MOS		5139	9.30
	94 = DON'T KNOW.....		29	0.05
	97 = REFUSED		20	0.04
	98 = BLANK (NO ANSWER).....		396	0.72

During the past 12 months, were you able to cut down or stop using prescription pain relievers every time you wanted to or tried to?

ANLCUTEV¹	Len: 2	ABLE TO CUT/STOP USNG PN RLVR EVRY TIME PST 12 MO	Freq	Pct
	1 = Yes		720	1.30
	2 = No.....		145	0.26
	81 = NEVER USED PAIN RELIEVERS Logically assigned.....		68	0.12
	85 = BAD DATA Logically assigned		1	0.00
	91 = NEVER USED PAIN RELIEVERS.....		47064	85.15
	93 = DID NOT USE PAIN RELIEVERS IN THE PAST 12 MOS		5139	9.30
	94 = DON'T KNOW.....		3	0.01
	97 = REFUSED		20	0.04
	98 = BLANK (NO ANSWER).....		426	0.77
	99 = LEGITIMATE SKIP		1685	3.05

During the past 12 months, did you cut down or stop using prescription pain relievers at least one time?

ANLCUT1X¹	Len: 2	CUT DOWN/STOP USNG PN RLVR AT LEAST 1X PST 12 MOS	Freq	Pct
	1 = Yes		544	0.98
	2 = No.....		1294	2.34
	81 = NEVER USED PAIN RELIEVERS Logically assigned.....		68	0.12
	85 = BAD DATA Logically assigned		1	0.00
	91 = NEVER USED PAIN RELIEVERS.....		47064	85.15
	93 = DID NOT USE PAIN RELIEVERS IN THE PAST 12 MOS		5139	9.30
	94 = DON'T KNOW.....		24	0.04
	97 = REFUSED		20	0.04
	98 = BLANK (NO ANSWER).....		397	0.72
	99 = LEGITIMATE SKIP		720	1.30

SUBSTANCE DEPENDENCE AND ABUSE

Please look at the symptoms listed below. During the past 12 months, did you have 3 or more of these symptoms after you cut back or stopped using prescription pain relievers?

- Feeling kind of blue or down
- Vomiting or feeling nauseous
- Having cramps or muscle aches
- Having teary eyes or a runny nose
- Feeling sweaty, having enlarged eye pupils, or having body hair standing up on your skin
- Having diarrhea
- Yawning
- Having a fever
- Having trouble sleeping

ANLWD3SX¹	Len: 2	HAD 3+ PN RLVR WITHDRAWAL SYMPTOMS PST 12 MOS	Freq	Pct
	1 =	Yes	452	0.82
	2 =	No.....	808	1.46
	81 =	NEVER USED PAIN RELIEVERS Logically assigned.....	68	0.12
	85 =	BAD DATA Logically assigned	1	0.00
	91 =	NEVER USED PAIN RELIEVERS.....	47064	85.15
	93 =	DID NOT USE PAIN RELIEVERS IN THE PAST 12 MOS	5139	9.30
	94 =	DON'T KNOW.....	4	0.01
	97 =	REFUSED	20	0.04
	98 =	BLANK (NO ANSWER).....	421	0.76
	99 =	LEGITIMATE SKIP	1294	2.34

Please look at the symptoms listed below. During the past 12 months, did you have 3 or more of these symptoms at the same time that lasted for longer than a day after you cut back or stopped using prescription pain relievers?

- Feeling kind of blue or down
- Vomiting or feeling nauseous
- Having cramps or muscle aches
- Having teary eyes or a runny nose
- Feeling sweaty, having enlarged eye pupils, or having body hair standing up on your skin
- Having diarrhea
- Yawning
- Having a fever
- Having trouble sleeping

ANLWDSMT¹	Len: 2	HAD 3+ PN RLVR WDRAW SYM SAME TIME PST 12 MOS	Freq	Pct
	1 =	Yes	314	0.57
	2 =	No.....	137	0.25
	81 =	NEVER USED PAIN RELIEVERS Logically assigned.....	68	0.12
	85 =	BAD DATA Logically assigned	1	0.00
	91 =	NEVER USED PAIN RELIEVERS.....	47064	85.15
	93 =	DID NOT USE PAIN RELIEVERS IN THE PAST 12 MOS	5139	9.30
	94 =	DON'T KNOW.....	1	0.00
	97 =	REFUSED	20	0.04
	98 =	BLANK (NO ANSWER).....	425	0.77
	99 =	LEGITIMATE SKIP	2102	3.80

During the past 12 months, did you have any problems with your emotions, nerves, or mental health that were probably caused or made worse by your use of prescription pain relievers?

ANLEMOB¹	Len: 2	PN RLVR CAUSE PRBS W/EMOT/NERVES PST 12 MOS	Freq	Pct
	1 =	Yes	343	0.62
	2 =	No.....	2231	4.04
	81 =	NEVER USED PAIN RELIEVERS Logically assigned.....	68	0.12
	85 =	BAD DATA Logically assigned	2	0.00
	91 =	NEVER USED PAIN RELIEVERS.....	47064	85.15
	93 =	DID NOT USE PAIN RELIEVERS IN THE PAST 12 MOS	5139	9.30
	94 =	DON'T KNOW.....	16	0.03
	97 =	REFUSED	12	0.02
	98 =	BLANK (NO ANSWER).....	396	0.72

SUBSTANCE DEPENDENCE AND ABUSE

Did you continue to use prescription pain relievers even though you thought this was causing you to have problems with your emotions, nerves, or mental health?

ANLEMCTD¹	Len: 2	CONTD TO USE PN RLVR DESPITE EMOT PRBS	Freq	Pct
	1 =	Yes	221	0.40
	2 =	No.....	122	0.22
	81 =	NEVER USED PAIN RELIEVERS Logically assigned.....	68	0.12
	85 =	BAD DATA Logically assigned	1	0.00
	91 =	NEVER USED PAIN RELIEVERS.....	47064	85.15
	93 =	DID NOT USE PAIN RELIEVERS IN THE PAST 12 MOS	5139	9.30
	97 =	REFUSED	12	0.02
	98 =	BLANK (NO ANSWER).....	413	0.75
	99 =	LEGITIMATE SKIP	2231	4.04

During the past 12 months, did you have any physical health problems that were probably caused or made worse by your use of prescription pain relievers?

ANLPHLPB¹	Len: 2	ANY PHYS PRBS CAUSD/WORSND BY PN RLVR PST 12 MOS	Freq	Pct
	1 =	Yes	59	0.11
	2 =	No.....	2297	4.16
	81 =	NEVER USED PAIN RELIEVERS Logically assigned.....	68	0.12
	85 =	BAD DATA Logically assigned	1	0.00
	91 =	NEVER USED PAIN RELIEVERS.....	47064	85.15
	93 =	DID NOT USE PAIN RELIEVERS IN THE PAST 12 MOS	5139	9.30
	94 =	DON'T KNOW.....	12	0.02
	97 =	REFUSED	13	0.02
	98 =	BLANK (NO ANSWER).....	397	0.72
	99 =	LEGITIMATE SKIP	221	0.40

Did you continue to use prescription pain relievers even though you thought this was causing you to have physical problems?

ANLPHCTD¹	Len: 2	CONTD TO USE PN RLVR DESPITE PHYS PRBS	Freq	Pct
	1 =	Yes	25	0.05
	2 =	No.....	34	0.06
	81 =	NEVER USED PAIN RELIEVERS Logically assigned.....	68	0.12
	91 =	NEVER USED PAIN RELIEVERS.....	47064	85.15
	93 =	DID NOT USE PAIN RELIEVERS IN THE PAST 12 MOS	5139	9.30
	97 =	REFUSED	13	0.02
	98 =	BLANK (NO ANSWER).....	410	0.74
	99 =	LEGITIMATE SKIP	2518	4.56

This question is about important activities such as working, going to school, taking care of children, doing fun things such as hobbies and sports, and spending time with friends and family.

During the past 12 months, did using prescription pain relievers cause you to give up or spend less time doing these types of important activities?

ANLLSACT¹	Len: 2	LESS ACTIVITIES B/C OF PN RLVR USE PAST 12 MOS	Freq	Pct
	1 =	Yes	232	0.42
	2 =	No.....	2350	4.25
	81 =	NEVER USED PAIN RELIEVERS Logically assigned.....	68	0.12
	85 =	BAD DATA Logically assigned	2	0.00
	91 =	NEVER USED PAIN RELIEVERS.....	47064	85.15
	93 =	DID NOT USE PAIN RELIEVERS IN THE PAST 12 MOS	5139	9.30
	94 =	DON'T KNOW.....	6	0.01
	97 =	REFUSED	14	0.03
	98 =	BLANK (NO ANSWER).....	396	0.72

SUBSTANCE DEPENDENCE AND ABUSE

Sometimes people who use prescription pain relievers have serious problems at home, work or school - such as:

- neglecting their children
- missing work or school
- doing a poor job at work or school
- losing a job or dropping out of school

During the past 12 months, did using prescription pain relievers cause you to have serious problems like this either at home, work, or school?

ANLSERP¹	Len: 2	PN RLVR CAUSE SER PRB AT HOM/WRK/SCH PST 12 MOS	Freq	Pct
	1 = Yes		183	0.33
	2 = No.....		2402	4.35
	81 = NEVER USED PAIN RELIEVERS Logically assigned.....		68	0.12
	85 = BAD DATA Logically assigned		2	0.00
	91 = NEVER USED PAIN RELIEVERS.....		47064	85.15
	93 = DID NOT USE PAIN RELIEVERS IN THE PAST 12 MOS		5139	9.30
	94 = DON'T KNOW.....		4	0.01
	97 = REFUSED		13	0.02
	98 = BLANK (NO ANSWER).....		396	0.72

During the past 12 months, did you regularly use prescription pain relievers and then do something where using prescription pain relievers might have put you in physical danger?

ANLPDANG¹	Len: 2	USING PN RLVR & DO DANGEROUS ACTIVS PST 12 MOS	Freq	Pct
	1 = Yes		180	0.33
	2 = No.....		2401	4.34
	81 = NEVER USED PAIN RELIEVERS Logically assigned.....		68	0.12
	85 = BAD DATA Logically assigned		2	0.00
	91 = NEVER USED PAIN RELIEVERS.....		47064	85.15
	93 = DID NOT USE PAIN RELIEVERS IN THE PAST 12 MOS		5139	9.30
	94 = DON'T KNOW.....		9	0.02
	97 = REFUSED		12	0.02
	98 = BLANK (NO ANSWER).....		396	0.72

During the past 12 months, did using prescription pain relievers cause you to do things that repeatedly got you in trouble with the law?

ANLLAWTR¹	Len: 2	USING PN RLVR CAUSE PRBS WITH LAW PAST 12 MOS	Freq	Pct
	1 = Yes		61	0.11
	2 = No.....		2524	4.57
	81 = NEVER USED PAIN RELIEVERS Logically assigned.....		68	0.12
	85 = BAD DATA Logically assigned		2	0.00
	91 = NEVER USED PAIN RELIEVERS.....		47064	85.15
	93 = DID NOT USE PAIN RELIEVERS IN THE PAST 12 MOS		5139	9.30
	94 = DON'T KNOW.....		6	0.01
	97 = REFUSED		11	0.02
	98 = BLANK (NO ANSWER).....		396	0.72

During the past 12 months, did you have any problems with family or friends that were probably caused by your use of prescription pain relievers?

ANLFMFPB¹	Len: 2	USING PN RLVR CAUSE PRBS W/FAM/FRNDS PST 12 MOS	Freq	Pct
	1 = Yes		198	0.36
	2 = No.....		2387	4.32
	81 = NEVER USED PAIN RELIEVERS Logically assigned.....		68	0.12
	85 = BAD DATA Logically assigned		2	0.00
	91 = NEVER USED PAIN RELIEVERS.....		47064	85.15
	93 = DID NOT USE PAIN RELIEVERS IN THE PAST 12 MOS		5139	9.30
	94 = DON'T KNOW.....		8	0.01
	97 = REFUSED		9	0.02
	98 = BLANK (NO ANSWER).....		396	0.72

SUBSTANCE DEPENDENCE AND ABUSE

Did you continue to use prescription pain relievers even though you thought this caused problems with family or friends?

ANLFMCTD¹	Len: 2	CONTD TO USE PN RLVR DESPITE PRBS W/FAM/FRNDS	Freq	Pct
	1 =	Yes	139	0.25
	2 =	No.....	59	0.11
	81 =	NEVER USED PAIN RELIEVERS Logically assigned.....	68	0.12
	85 =	BAD DATA Logically assigned	1	0.00
	91 =	NEVER USED PAIN RELIEVERS.....	47064	85.15
	93 =	DID NOT USE PAIN RELIEVERS IN THE PAST 12 MOS	5139	9.30
	97 =	REFUSED	9	0.02
	98 =	BLANK (NO ANSWER).....	405	0.73
	99 =	LEGITIMATE SKIP	2387	4.32

Think about your use of prescription tranquilizers during the past 12 months as you answer these next questions. Remember, we are only interested in your use of prescription tranquilizers that were not prescribed for you or that you used only for the experience or feeling they caused.

During the past 12 months, was there a month or more when you spent a lot of your time getting or using prescription tranquilizers?

TRNLOTTM¹	Len: 2	SPENT MONTH/MORE GETTING/USING TRN PAST 12 MOS	Freq	Pct
	1 =	Yes	84	0.15
	2 =	No.....	1203	2.18
	81 =	NEVER USED TRANQUILIZERS Logically assigned.....	6	0.01
	85 =	BAD DATA Logically assigned	2	0.00
	91 =	NEVER USED TRANQUILIZERS	50153	90.74
	93 =	DID NOT USE TRANQUILIZERS IN THE PAST 12 MOS	3625	6.56
	94 =	DON'T KNOW.....	2	0.00
	97 =	REFUSED	6	0.01
	98 =	BLANK (NO ANSWER).....	190	0.34

During the past 12 months, was there a month or more when you spent a lot of your time getting over the effects of the prescription tranquilizers you used?

TRNGTOVR¹	Len: 2	MONTH+ SPENT GETTING OVER TRN EFFECTS PST 12 MOS	Freq	Pct
	1 =	Yes	19	0.03
	2 =	No.....	1184	2.14
	81 =	NEVER USED TRANQUILIZERS Logically assigned.....	6	0.01
	85 =	BAD DATA Logically assigned	1	0.00
	91 =	NEVER USED TRANQUILIZERS	50153	90.74
	93 =	DID NOT USE TRANQUILIZERS IN THE PAST 12 MOS	3625	6.56
	94 =	DON'T KNOW.....	2	0.00
	97 =	REFUSED	6	0.01
	98 =	BLANK (NO ANSWER).....	191	0.35
	99 =	LEGITIMATE SKIP	84	0.15

During the past 12 months, did you try to set limits on how often or how much prescription tranquilizers you would use?

TRNLIMIT¹	Len: 2	SET LIMITS ON TRANQUILIZER USE PAST 12 MONTHS	Freq	Pct
	1 =	Yes	231	0.42
	2 =	No.....	1047	1.89
	81 =	NEVER USED TRANQUILIZERS Logically assigned.....	6	0.01
	85 =	BAD DATA Logically assigned	2	0.00
	91 =	NEVER USED TRANQUILIZERS	50153	90.74
	93 =	DID NOT USE TRANQUILIZERS IN THE PAST 12 MOS	3625	6.56
	94 =	DON'T KNOW.....	7	0.01
	97 =	REFUSED	10	0.02
	98 =	BLANK (NO ANSWER).....	190	0.34

SUBSTANCE DEPENDENCE AND ABUSE

Were you able to keep to the limits you set, or did you often use prescription tranquilizers more than you intended to?

TRNKPLMT¹	Len: 2	ABLE TO KEEP LIMITS OR USE MORE TRN PAST 12 MOS	Freq	Pct
	1 =	Usually kept to the limits set.....	205	0.37
	2 =	Often used more than intended.....	26	0.05
	81 =	NEVER USED TRANQUILIZERS Logically assigned.....	6	0.01
	85 =	BAD DATA Logically assigned.....	1	0.00
	91 =	NEVER USED TRANQUILIZERS	50153	90.74
	93 =	DID NOT USE TRANQUILIZERS IN THE PAST 12 MOS	3625	6.56
	97 =	REFUSED	10	0.02
	98 =	BLANK (NO ANSWER).....	198	0.36
	99 =	LEGITIMATE SKIP	1047	1.89

During the past 12 months, did you need to use more prescription tranquilizers than you used to in order to get the effect you wanted?

TRNNDMOR¹	Len: 2	NEEDED MORE TRN TO GET SAME EFFECT PST 12 MOS	Freq	Pct
	1 =	Yes	105	0.19
	2 =	No.....	1177	2.13
	81 =	NEVER USED TRANQUILIZERS Logically assigned.....	6	0.01
	85 =	BAD DATA Logically assigned.....	2	0.00
	91 =	NEVER USED TRANQUILIZERS	50153	90.74
	93 =	DID NOT USE TRANQUILIZERS IN THE PAST 12 MOS	3625	6.56
	94 =	DON'T KNOW.....	3	0.01
	97 =	REFUSED	10	0.02
	98 =	BLANK (NO ANSWER).....	190	0.34

During the past 12 months, did you notice that using the same amount of prescription tranquilizers had less effect on you than it used to?

TRNLSEFX¹	Len: 2	USING SAME AMT TRN HAD LESS EFFECT PAST 12 MOS	Freq	Pct
	1 =	Yes	51	0.09
	2 =	No.....	1123	2.03
	81 =	NEVER USED TRANQUILIZERS Logically assigned.....	6	0.01
	85 =	BAD DATA Logically assigned.....	1	0.00
	91 =	NEVER USED TRANQUILIZERS	50153	90.74
	93 =	DID NOT USE TRANQUILIZERS IN THE PAST 12 MOS	3625	6.56
	94 =	DON'T KNOW.....	5	0.01
	97 =	REFUSED	11	0.02
	98 =	BLANK (NO ANSWER).....	191	0.35
	99 =	LEGITIMATE SKIP	105	0.19

During the past 12 months, did you want to or try to cut down or stop using prescription tranquilizers?

TRNCUTDN¹	Len: 2	WANT/TRY TO CUT DOWN/STOP USING TRN PAST 12 MOS	Freq	Pct
	1 =	Yes	322	0.58
	2 =	No.....	952	1.72
	81 =	NEVER USED TRANQUILIZERS Logically assigned.....	6	0.01
	85 =	BAD DATA Logically assigned.....	2	0.00
	91 =	NEVER USED TRANQUILIZERS	50153	90.74
	93 =	DID NOT USE TRANQUILIZERS IN THE PAST 12 MOS	3625	6.56
	94 =	DON'T KNOW.....	9	0.02
	97 =	REFUSED	12	0.02
	98 =	BLANK (NO ANSWER).....	190	0.34

SUBSTANCE DEPENDENCE AND ABUSE

During the past 12 months, were you able to cut down or stop using prescription tranquilizers every time you wanted to or tried to?

TRNCUTEV¹	Len: 2	ABLE TO CUT/STOP USING TRN EVERY TIME PAST 12 MOS	Freq	Pct
	1 = Yes		289	0.52
	2 = No.....		33	0.06
	81 = NEVER USED TRANQUILIZERS Logically assigned.....		6	0.01
	85 = BAD DATA Logically assigned		2	0.00
	91 = NEVER USED TRANQUILIZERS		50153	90.74
	93 = DID NOT USE TRANQUILIZERS IN THE PAST 12 MOS		3625	6.56
	97 = REFUSED		12	0.02
	98 = BLANK (NO ANSWER).....		199	0.36
	99 = LEGITIMATE SKIP		952	1.72

During the past 12 months, did you have any problems with your emotions, nerves, or mental health that were probably caused or made worse by your use of prescription tranquilizers?

TRNEMOPB¹	Len: 2	TRN CAUSE PRBS WITH EMOT/NERVES PAST 12 MOS	Freq	Pct
	1 = Yes		109	0.20
	2 = No.....		1168	2.11
	81 = NEVER USED TRANQUILIZERS Logically assigned.....		6	0.01
	85 = BAD DATA Logically assigned		2	0.00
	91 = NEVER USED TRANQUILIZERS		50153	90.74
	93 = DID NOT USE TRANQUILIZERS IN THE PAST 12 MOS		3625	6.56
	94 = DON'T KNOW.....		6	0.01
	97 = REFUSED		12	0.02
	98 = BLANK (NO ANSWER).....		190	0.34

Did you continue to use prescription tranquilizers even though you thought this was causing you to have problems with your emotions, nerves, or mental health?

TRNEMCTD¹	Len: 2	CONTD TO USE TRN DESPITE EMOT PRBS	Freq	Pct
	1 = Yes		74	0.13
	2 = No.....		35	0.06
	81 = NEVER USED TRANQUILIZERS Logically assigned.....		6	0.01
	85 = BAD DATA Logically assigned		1	0.00
	91 = NEVER USED TRANQUILIZERS		50153	90.74
	93 = DID NOT USE TRANQUILIZERS IN THE PAST 12 MOS		3625	6.56
	97 = REFUSED		12	0.02
	98 = BLANK (NO ANSWER).....		197	0.36
	99 = LEGITIMATE SKIP		1168	2.11

During the past 12 months, did you have any physical health problems that were probably caused or made worse by your use of prescription tranquilizers?

TRNPHLPB¹	Len: 2	ANY PHYS PRBS CAUSED/WORSND BY TRN PST 12 MOS	Freq	Pct
	1 = Yes		20	0.04
	2 = No.....		1185	2.14
	81 = NEVER USED TRANQUILIZERS Logically assigned.....		6	0.01
	85 = BAD DATA Logically assigned		1	0.00
	91 = NEVER USED TRANQUILIZERS		50153	90.74
	93 = DID NOT USE TRANQUILIZERS IN THE PAST 12 MOS		3625	6.56
	94 = DON'T KNOW.....		5	0.01
	97 = REFUSED		11	0.02
	98 = BLANK (NO ANSWER).....		191	0.35
	99 = LEGITIMATE SKIP		74	0.13

SUBSTANCE DEPENDENCE AND ABUSE

Did you continue to use prescription tranquilizers even though you thought this was causing you to have physical problems?

TRNPHCTD¹	Len: 2	CONTD TO USE TRN DESPITE PHYS PRBS	Freq	Pct
	1 = Yes		7	0.01
	2 = No.....		13	0.02
	81 = NEVER USED TRANQUILIZERS Logically assigned.....		6	0.01
	91 = NEVER USED TRANQUILIZERS		50153	90.74
	93 = DID NOT USE TRANQUILIZERS IN THE PAST 12 MOS		3625	6.56
	97 = REFUSED		11	0.02
	98 = BLANK (NO ANSWER).....		197	0.36
	99 = LEGITIMATE SKIP		1259	2.28

This question is about important activities such as working, going to school, taking care of children, doing fun things such as hobbies and sports, and spending time with friends and family.

During the past 12 months, did using prescription tranquilizers cause you to give up or spend less time doing these types of important activities?

TRNLSACT¹	Len: 2	LESS ACTIVITIES B/C OF TRN USE PAST 12 MOS	Freq	Pct
	1 = Yes		71	0.13
	2 = No.....		1212	2.19
	81 = NEVER USED TRANQUILIZERS Logically assigned.....		6	0.01
	85 = BAD DATA Logically assigned		2	0.00
	91 = NEVER USED TRANQUILIZERS		50153	90.74
	93 = DID NOT USE TRANQUILIZERS IN THE PAST 12 MOS		3625	6.56
	94 = DON'T KNOW.....		3	0.01
	97 = REFUSED		9	0.02
	98 = BLANK (NO ANSWER).....		190	0.34

Sometimes people who use prescription tranquilizers have serious problems at home, work or school - such as:

- neglecting their children
- missing work or school
- doing a poor job at work or school
- losing a job or dropping out of school

During the past 12 months, did using prescription tranquilizers cause you to have serious problems like this either at home, work, or school?

TRNSERP¹	Len: 2	TRN CAUSE SERS PRBS AT HOME/WORK/SCH PST 12 MOS	Freq	Pct
	1 = Yes		64	0.12
	2 = No.....		1218	2.20
	81 = NEVER USED TRANQUILIZERS Logically assigned.....		6	0.01
	85 = BAD DATA Logically assigned		2	0.00
	91 = NEVER USED TRANQUILIZERS		50153	90.74
	93 = DID NOT USE TRANQUILIZERS IN THE PAST 12 MOS		3625	6.56
	94 = DON'T KNOW.....		3	0.01
	97 = REFUSED		10	0.02
	98 = BLANK (NO ANSWER).....		190	0.34

During the past 12 months, did you regularly use prescription tranquilizers and then do something where using prescription tranquilizers might have put you in physical danger?

TRNPDANG¹	Len: 2	USING TRN AND DO DANGEROUS ACTIVITIES PST 12 MOS	Freq	Pct
	1 = Yes		62	0.11
	2 = No.....		1222	2.21
	81 = NEVER USED TRANQUILIZERS Logically assigned.....		6	0.01
	85 = BAD DATA Logically assigned		2	0.00
	91 = NEVER USED TRANQUILIZERS		50153	90.74
	93 = DID NOT USE TRANQUILIZERS IN THE PAST 12 MOS		3625	6.56
	94 = DON'T KNOW.....		2	0.00
	97 = REFUSED		9	0.02
	98 = BLANK (NO ANSWER).....		190	0.34

SUBSTANCE DEPENDENCE AND ABUSE

During the past 12 months, did using prescription tranquilizers cause you to do things that repeatedly got you in trouble with the law?

TRNLAWTR¹	Len: 2	USING TRN CAUSE PRBS WITH LAW PAST 12 MOS	Freq	Pct
	1 = Yes		23	0.04
	2 = No.....		1262	2.28
	81 = NEVER USED TRANQUILIZERS Logically assigned.....		6	0.01
	85 = BAD DATA Logically assigned		2	0.00
	91 = NEVER USED TRANQUILIZERS		50153	90.74
	93 = DID NOT USE TRANQUILIZERS IN THE PAST 12 MOS		3625	6.56
	94 = DON'T KNOW.....		1	0.00
	97 = REFUSED		9	0.02
	98 = BLANK (NO ANSWER).....		190	0.34

During the past 12 months, did you have any problems with family or friends that were probably caused by your use of prescription tranquilizers?

TRNFMFPB¹	Len: 2	USING TRN CAUSE PRBS W/FAMILY/FRIENDS PST 12 MOS	Freq	Pct
	1 = Yes		69	0.12
	2 = No.....		1214	2.20
	81 = NEVER USED TRANQUILIZERS Logically assigned.....		6	0.01
	85 = BAD DATA Logically assigned		2	0.00
	91 = NEVER USED TRANQUILIZERS		50153	90.74
	93 = DID NOT USE TRANQUILIZERS IN THE PAST 12 MOS		3625	6.56
	94 = DON'T KNOW.....		3	0.01
	97 = REFUSED		9	0.02
	98 = BLANK (NO ANSWER).....		190	0.34

Did you continue to use prescription tranquilizers even though you thought this caused problems with family or friends?

TRNFMCTD¹	Len: 2	CONTD TO USE TRN DESPITE PRBS W/ FAM/FRNDS	Freq	Pct
	1 = Yes		46	0.08
	2 = No.....		23	0.04
	81 = NEVER USED TRANQUILIZERS Logically assigned.....		6	0.01
	85 = BAD DATA Logically assigned		1	0.00
	91 = NEVER USED TRANQUILIZERS		50153	90.74
	93 = DID NOT USE TRANQUILIZERS IN THE PAST 12 MOS		3625	6.56
	97 = REFUSED		9	0.02
	98 = BLANK (NO ANSWER).....		194	0.35
	99 = LEGITIMATE SKIP		1214	2.20

NOTE: The logic for asking the stimulant dependence and abuse questions was updated in 2003 to administer these questions to lifetime stimulant users who reported past year use of methamphetamine with a needle but had not already reported past year stimulant use anywhere else in the interview.

Think about your use of prescription stimulants during the past 12 months as you answer these next questions. Remember, we are only interested in your use of prescription stimulants that were not prescribed for you or that you used only for the experience or feeling they caused.

During the past 12 months, was there a month or more when you spent a lot of your time getting or using prescription stimulants?

STMLOTTM¹	Len: 2	SPENT MONTH/MORE GETTING/USING STM PAST 12 MOS	Freq	Pct
	1 = Yes		165	0.30
	2 = No.....		1562	2.83
	81 = NEVER USED STIMULANTS Logically assigned.....		4	0.01
	85 = BAD DATA Logically assigned		1	0.00
	91 = NEVER USED STIMULANTS		49044	88.73
	93 = DID NOT USE STIMULANTS IN THE PAST 12 MOS		4242	7.67
	97 = REFUSED		6	0.01
	98 = BLANK (NO ANSWER).....		247	0.45

SUBSTANCE DEPENDENCE AND ABUSE

During the past 12 months, was there a month or more when you spent a lot of your time getting over the effects of the prescription stimulants you used?

STMGTOVR¹	Len: 2	MONTH+ SPENT GETTING OVER STM EFFECTS PST 12 MOS	Freq	Pct
		1 = Yes	30	0.05
		2 = No.....	1528	2.76
		81 = NEVER USED STIMULANTS Logically assigned.....	4	0.01
		91 = NEVER USED STIMULANTS	49044	88.73
		93 = DID NOT USE STIMULANTS IN THE PAST 12 MOS.....	4242	7.67
		94 = DON'T KNOW.....	3	0.01
		97 = REFUSED	7	0.01
		98 = BLANK (NO ANSWER).....	248	0.45
		99 = LEGITIMATE SKIP	165	0.30

During the past 12 months, did you try to set limits on how often or how much prescription stimulants you would use?

STMLIMIT¹	Len: 2	SET LIMITS ON STIMULANT USE PAST 12 MONTHS	Freq	Pct
		1 = Yes	329	0.60
		2 = No.....	1391	2.52
		81 = NEVER USED STIMULANTS Logically assigned.....	4	0.01
		85 = BAD DATA Logically assigned	1	0.00
		91 = NEVER USED STIMULANTS	49044	88.73
		93 = DID NOT USE STIMULANTS IN THE PAST 12 MOS.....	4242	7.67
		94 = DON'T KNOW.....	4	0.01
		97 = REFUSED	9	0.02
		98 = BLANK (NO ANSWER).....	247	0.45

Were you able to keep to the limits you set, or did you often use prescription stimulants more than you intended to?

STMKPLMT¹	Len: 2	ABLE TO KEEP LIMITS OR USE MORE STM PAST 12 MOS	Freq	Pct
		1 = Usually kept to the limits set.....	286	0.52
		2 = Often used more than intended.....	42	0.08
		81 = NEVER USED STIMULANTS Logically assigned.....	4	0.01
		85 = BAD DATA Logically assigned	1	0.00
		91 = NEVER USED STIMULANTS	49044	88.73
		93 = DID NOT USE STIMULANTS IN THE PAST 12 MOS.....	4242	7.67
		94 = DON'T KNOW.....	1	0.00
		97 = REFUSED	9	0.02
		98 = BLANK (NO ANSWER).....	251	0.45
		99 = LEGITIMATE SKIP	1391	2.52

During the past 12 months, did you need to use more prescription stimulants than you used to in order to get the effect you wanted?

STMNDMOR¹	Len: 2	NEEDED MORE STM TO GET SAME EFFECT PST 12 MOS	Freq	Pct
		1 = Yes	150	0.27
		2 = No.....	1571	2.84
		81 = NEVER USED STIMULANTS Logically assigned.....	4	0.01
		85 = BAD DATA Logically assigned	1	0.00
		91 = NEVER USED STIMULANTS	49044	88.73
		93 = DID NOT USE STIMULANTS IN THE PAST 12 MOS.....	4242	7.67
		94 = DON'T KNOW.....	3	0.01
		97 = REFUSED	9	0.02
		98 = BLANK (NO ANSWER).....	247	0.45

SUBSTANCE DEPENDENCE AND ABUSE

During the past 12 months, did you notice that using the same amount of prescription stimulants had less effect on you than it used to?

STMLSEFX¹	Len: 2	USING SAME AMT STM HAD LESS EFFECT PAST 12 MOS	Freq	Pct
	1 =	Yes	66	0.12
	2 =	No.....	1502	2.72
	81 =	NEVER USED STIMULANTS Logically assigned.....	4	0.01
	91 =	NEVER USED STIMULANTS	49044	88.73
	93 =	DID NOT USE STIMULANTS IN THE PAST 12 MOS.....	4242	7.67
	94 =	DON'T KNOW.....	6	0.01
	97 =	REFUSED	9	0.02
	98 =	BLANK (NO ANSWER).....	248	0.45
	99 =	LEGITIMATE SKIP	150	0.27

During the past 12 months, did you want to or try to cut down or stop using prescription stimulants?

STMCUTDN¹	Len: 2	WANT/TRY TO CUT DOWN/STOP USING STM PAST 12 MOS	Freq	Pct
	1 =	Yes	419	0.76
	2 =	No.....	1294	2.34
	81 =	NEVER USED STIMULANTS Logically assigned.....	4	0.01
	85 =	BAD DATA Logically assigned	1	0.00
	91 =	NEVER USED STIMULANTS	49044	88.73
	93 =	DID NOT USE STIMULANTS IN THE PAST 12 MOS.....	4242	7.67
	94 =	DON'T KNOW.....	11	0.02
	97 =	REFUSED	9	0.02
	98 =	BLANK (NO ANSWER).....	247	0.45

During the past 12 months, were you able to cut down or stop using prescription stimulants every time you wanted to or tried to?

STMCUTEV¹	Len: 2	ABLE TO CUT/STOP USING STM EVERY TIME PAST 12 MOS	Freq	Pct
	1 =	Yes	377	0.68
	2 =	No.....	41	0.07
	81 =	NEVER USED STIMULANTS Logically assigned.....	4	0.01
	85 =	BAD DATA Logically assigned	1	0.00
	91 =	NEVER USED STIMULANTS	49044	88.73
	93 =	DID NOT USE STIMULANTS IN THE PAST 12 MOS.....	4242	7.67
	94 =	DON'T KNOW.....	1	0.00
	97 =	REFUSED	9	0.02
	98 =	BLANK (NO ANSWER).....	258	0.47
	99 =	LEGITIMATE SKIP	1294	2.34

During the past 12 months, did you cut down or stop using prescription stimulants at least one time?

STMCUT1X¹	Len: 2	CUT DOWN OR STOP USING STM AT LEAST 1X PST 12 MOS	Freq	Pct
	1 =	Yes	305	0.55
	2 =	No.....	1031	1.87
	81 =	NEVER USED STIMULANTS Logically assigned.....	4	0.01
	91 =	NEVER USED STIMULANTS	49044	88.73
	93 =	DID NOT USE STIMULANTS IN THE PAST 12 MOS.....	4242	7.67
	94 =	DON'T KNOW.....	12	0.02
	97 =	REFUSED	8	0.01
	98 =	BLANK (NO ANSWER).....	248	0.45
	99 =	LEGITIMATE SKIP	377	0.68

SUBSTANCE DEPENDENCE AND ABUSE

During the past 12 months, have you felt kind of blue or down when you cut down or stopped using prescription stimulants?

STMFLBLU¹	Len: 2	WHEN CUT DOWN ON STM, FELT BLUE PAST 12 MONTHS	Freq	Pct
	1 =	Yes	176	0.32
	2 =	No.....	504	0.91
	81 =	NEVER USED STIMULANTS Logically assigned.....	4	0.01
	85 =	BAD DATA Logically assigned	1	0.00
	91 =	NEVER USED STIMULANTS	49044	88.73
	93 =	DID NOT USE STIMULANTS IN THE PAST 12 MOS.....	4242	7.67
	94 =	DON'T KNOW.....	1	0.00
	97 =	REFUSED	9	0.02
	98 =	BLANK (NO ANSWER).....	259	0.47
	99 =	LEGITIMATE SKIP	1031	1.87

Please look at the symptoms listed below. During the past 12 months, did you have 2 or more of these symptoms after you cut back or stopped using prescription stimulants?

- Feeling tired or exhausted
- Having bad dreams
- Having trouble sleeping or sleeping more than you normally do
- Feeling hungry more often
- Feeling either very slowed down or like you couldn't sit still

STMWD2SX¹	Len: 2	HAD 2+ STM WITHDRAWAL SYMPTOMS PST 12 MOS	Freq	Pct
	1 =	Yes	150	0.27
	2 =	No.....	25	0.05
	81 =	NEVER USED STIMULANTS Logically assigned.....	4	0.01
	85 =	BAD DATA Logically assigned	1	0.00
	91 =	NEVER USED STIMULANTS	49044	88.73
	93 =	DID NOT USE STIMULANTS IN THE PAST 12 MOS.....	4242	7.67
	94 =	DON'T KNOW.....	1	0.00
	97 =	REFUSED	9	0.02
	98 =	BLANK (NO ANSWER).....	260	0.47
	99 =	LEGITIMATE SKIP	1535	2.78

Please look at the symptoms listed below. During the past 12 months, did you have 2 or more of these symptoms at the same time that lasted for longer than a day after you cut back or stopped using prescription stimulants?

- Feeling tired or exhausted
- Having bad dreams
- Having trouble sleeping or sleeping more than you normally do
- Feeling hungry more often
- Feeling either very slowed down or like you couldn't sit still

STMWDSMT¹	Len: 2	HAD 2+ STM WDRAW SYM AT SAME TIME PAST 12 MOS	Freq	Pct
	1 =	Yes	126	0.23
	2 =	No.....	24	0.04
	81 =	NEVER USED STIMULANTS Logically assigned.....	4	0.01
	85 =	BAD DATA Logically assigned	1	0.00
	91 =	NEVER USED STIMULANTS	49044	88.73
	93 =	DID NOT USE STIMULANTS IN THE PAST 12 MOS.....	4242	7.67
	97 =	REFUSED	9	0.02
	98 =	BLANK (NO ANSWER).....	261	0.47
	99 =	LEGITIMATE SKIP	1560	2.82

SUBSTANCE DEPENDENCE AND ABUSE

During the past 12 months, did you have any problems with your emotions, nerves, or mental health that were probably caused or made worse by your use of prescription stimulants?

STMEMOPB¹	Len: 2	STM CAUSE PRBS WITH EMOT/NERVES PAST 12 MOS	Freq	Pct
	1 = Yes		187	0.34
	2 = No.....		1528	2.76
	81 = NEVER USED STIMULANTS Logically assigned.....		4	0.01
	85 = BAD DATA Logically assigned		1	0.00
	91 = NEVER USED STIMULANTS		49044	88.73
	93 = DID NOT USE STIMULANTS IN THE PAST 12 MOS.....		4242	7.67
	94 = DON'T KNOW.....		9	0.02
	97 = REFUSED		9	0.02
	98 = BLANK (NO ANSWER).....		247	0.45

Did you continue to use prescription stimulants even though you thought this was causing you to have problems with your emotions, nerves, or mental health?

STMEMCTD¹	Len: 2	CONTD TO USE STM DESPITE EMOT PRBS	Freq	Pct
	1 = Yes		105	0.19
	2 = No.....		82	0.15
	81 = NEVER USED STIMULANTS Logically assigned.....		4	0.01
	85 = BAD DATA Logically assigned		1	0.00
	91 = NEVER USED STIMULANTS		49044	88.73
	93 = DID NOT USE STIMULANTS IN THE PAST 12 MOS.....		4242	7.67
	97 = REFUSED		9	0.02
	98 = BLANK (NO ANSWER).....		256	0.46
	99 = LEGITIMATE SKIP		1528	2.76

During the past 12 months, did you have any physical health problems that were probably caused or made worse by your use of prescription stimulants?

STMPHLPB¹	Len: 2	ANY PHYS PRBS CAUSED/WORSND BY STM PST 12 MOS	Freq	Pct
	1 = Yes		27	0.05
	2 = No.....		1586	2.87
	81 = NEVER USED STIMULANTS Logically assigned.....		4	0.01
	91 = NEVER USED STIMULANTS		49044	88.73
	93 = DID NOT USE STIMULANTS IN THE PAST 12 MOS.....		4242	7.67
	94 = DON'T KNOW.....		6	0.01
	97 = REFUSED		9	0.02
	98 = BLANK (NO ANSWER).....		248	0.45
	99 = LEGITIMATE SKIP		105	0.19

Did you continue to use prescription stimulants even though this was causing you to have physical problems?

STMPHCTD¹	Len: 2	CONTD TO USE STM DESPITE PHYS PRBS	Freq	Pct
	1 = Yes		4	0.01
	2 = No.....		23	0.04
	81 = NEVER USED STIMULANTS Logically assigned.....		4	0.01
	91 = NEVER USED STIMULANTS		49044	88.73
	93 = DID NOT USE STIMULANTS IN THE PAST 12 MOS.....		4242	7.67
	97 = REFUSED		9	0.02
	98 = BLANK (NO ANSWER).....		254	0.46
	99 = LEGITIMATE SKIP		1691	3.06

SUBSTANCE DEPENDENCE AND ABUSE

This question is about important activities such as working, going to school, taking care of children, doing fun things such as hobbies and sports, and spending time with friends and family.

During the past 12 months, did using prescription stimulants cause you to give up or spend less time doing these types of important activities?

STMLSACT¹	Len: 2	LESS ACTIVITIES B/C OF STM USE PAST 12 MOS	Freq	Pct
	1 = Yes		92	0.17
	2 = No.....		1630	2.95
	81 = NEVER USED STIMULANTS Logically assigned.....		4	0.01
	85 = BAD DATA Logically assigned		1	0.00
	91 = NEVER USED STIMULANTS		49044	88.73
	93 = DID NOT USE STIMULANTS IN THE PAST 12 MOS.....		4242	7.67
	94 = DON'T KNOW.....		1	0.00
	97 = REFUSED		10	0.02
	98 = BLANK (NO ANSWER).....		247	0.45

Sometimes people who use prescription stimulants have serious problems at home, work or school - such as:

- neglecting their children
- missing work or school
- doing a poor job at work or school
- losing a job or dropping out of school

During the past 12 months, did using prescription stimulants cause you to have serious problems like this either at home, work, or school?

STMSEPB¹	Len: 2	STM CAUSE SERS PRBS AT HOME/WORK/SCH PST 12 MOS	Freq	Pct
	1 = Yes		86	0.16
	2 = No.....		1636	2.96
	81 = NEVER USED STIMULANTS Logically assigned.....		4	0.01
	85 = BAD DATA Logically assigned		1	0.00
	91 = NEVER USED STIMULANTS		49044	88.73
	93 = DID NOT USE STIMULANTS IN THE PAST 12 MOS.....		4242	7.67
	94 = DON'T KNOW.....		2	0.00
	97 = REFUSED		9	0.02
	98 = BLANK (NO ANSWER).....		247	0.45

During the past 12 months, did you regularly use prescription stimulants and then do something where using prescription stimulants might have put you in physical danger?

STMPDANG¹	Len: 2	USING STM AND DO DANGEROUS ACTIVITIES PST 12 MOS	Freq	Pct
	1 = Yes		65	0.12
	2 = No.....		1657	3.00
	81 = NEVER USED STIMULANTS Logically assigned.....		4	0.01
	85 = BAD DATA Logically assigned		1	0.00
	91 = NEVER USED STIMULANTS		49044	88.73
	93 = DID NOT USE STIMULANTS IN THE PAST 12 MOS.....		4242	7.67
	94 = DON'T KNOW.....		3	0.01
	97 = REFUSED		8	0.01
	98 = BLANK (NO ANSWER).....		247	0.45

During the past 12 months, did using prescription stimulants cause you to do things that repeatedly got you in trouble with the law?

STMLAWTR¹	Len: 2	USING STM CAUSE PRBS WITH LAW PAST 12 MOS	Freq	Pct
	1 = Yes		29	0.05
	2 = No.....		1692	3.06
	81 = NEVER USED STIMULANTS Logically assigned.....		4	0.01
	85 = BAD DATA Logically assigned		1	0.00
	91 = NEVER USED STIMULANTS		49044	88.73
	93 = DID NOT USE STIMULANTS IN THE PAST 12 MOS.....		4242	7.67
	94 = DON'T KNOW.....		2	0.00
	97 = REFUSED		10	0.02
	98 = BLANK (NO ANSWER).....		247	0.45

SUBSTANCE DEPENDENCE AND ABUSE

During the past 12 months, did you have any problems with family or friends that were probably caused by your use of prescription stimulants?

STMFMFPB¹	Len: 2	USING STM CAUSE PRBS W/FAMILY/FRIENDS PST 12 MOS	Freq	Pct
	1 = Yes		87	0.16
	2 = No.....		1635	2.96
	81 = NEVER USED STIMULANTS Logically assigned.....		4	0.01
	85 = BAD DATA Logically assigned		1	0.00
	91 = NEVER USED STIMULANTS		49044	88.73
	93 = DID NOT USE STIMULANTS IN THE PAST 12 MOS.....		4242	7.67
	94 = DON'T KNOW.....		2	0.00
	97 = REFUSED		9	0.02
	98 = BLANK (NO ANSWER).....		247	0.45

Did you continue to use prescription stimulants even though you thought this caused problems with family or friends?

STMFMCTD¹	Len: 2	CONTD TO USE STM DESPITE PRBS W/ FAM/FRNDS	Freq	Pct
	1 = Yes		64	0.12
	2 = No.....		23	0.04
	81 = NEVER USED STIMULANTS Logically assigned.....		4	0.01
	85 = BAD DATA Logically assigned		1	0.00
	91 = NEVER USED STIMULANTS		49044	88.73
	93 = DID NOT USE STIMULANTS IN THE PAST 12 MOS.....		4242	7.67
	97 = REFUSED		9	0.02
	98 = BLANK (NO ANSWER).....		249	0.45
	99 = LEGITIMATE SKIP		1635	2.96

NOTE: STMDAFLG is a flag variable that indicates differences in how the stimulant variables in the SUBSTANCE DEPENDENCE AND ABUSE MODULE would have been edited based on logic in earlier years and how these stimulant variables were edited this year. In 2004, past year users were routed into the corresponding questions if they reported past year nonmedical use of prescription stimulants or methamphetamine in the core stimulants module or if they reported in the SPECIAL DRUGS module that they used methamphetamine or other stimulants with a needle (from MTNDLREC and OSTLNREC, respectively). Beginning in 2005 (and continuing this year), past year methamphetamine users from the SPECIAL DRUGS variables MTHAREC and MTANDLRC also were asked about stimulant dependence or abuse. STMDAFLG is coded as 1 through 6 if the inclusion of MTHAREC and MTANDLRC changed the outcome for editing of the stimulant dependence or abuse variables. This year, respondents who reported past year nonmedical use of Adderall (from ADDEREC) were eligible to be asked these questions as well. STMDAFLG is coded as 11 through 16 if the inclusion of ADDEREC changed the outcome for editing of these variables.

STMDAFLG¹	Len: 2	EDITING FLAG FOR STIM DEPENDENCE & ABUSE VARS	Freq	Pct
	1 = Never used based on 04/Now: Not past yr user		524	0.95
	3 = Never used based on 04/Now: Blank		33	0.06
	4 = Blank based on 04/Now: Past yr user		5	0.01
	5 = Not past yr user based on 04/Now: Past yr user		9	0.02
	6 = Never used based on 04/Now: Past yr user		69	0.12
	11 = Never used based on 07/Now: Not past yr user		915	1.66
	13 = Never used based on 07/Now: Blank		29	0.05
	14 = Blank based on 07/Now: Past yr user		10	0.02
	15 = Not past yr user based on 07/Now: Past yr user		119	0.22
	16 = Never used based on 07/Now: Past yr user		569	1.03
	98 = BLANK (NO DIFF BETWEEN 04 VARIABLES & NOW).....		52989	95.87

NOTE: SEDDAFLG is a flag variable that indicates differences in how the sedative variables in the SUBSTANCE DEPENDENCE AND ABUSE MODULE would have been edited based on the logic in 2007, when only past year nonmedical users from the core SEDATIVES module were routed into the corresponding questions, and how these sedative variables were edited this year. Editing this year took into account logic that routed past year nonmedical users of Ambien (from AMBIREC) into these dependence and abuse questions for sedatives.

SEDDAFLG¹	Len: 2	EDITING FLAG FOR SEDATIVE DEPENDENCE & ABUSE VARS	Freq	Pct
	1 = Never used based on 07/Now: Not past yr user		788	1.43
	2 = Not past yr user based on 07/Now: Blank		1	0.00
	3 = Never used based on 07/Now: Blank		23	0.04
	4 = Blank based on 07/Now: Past yr user		2	0.00
	5 = Not past yr user based on 07/Now: Past yr user		31	0.06
	6 = Never used based on 07/Now: Past yr user		247	0.45
	98 = BLANK (NO DIFF BETWEEN 07 VARIABLES & NOW).....		54179	98.02

SUBSTANCE DEPENDENCE AND ABUSE

Think about your use of prescription sedatives during the past 12 months as you answer these next questions. Remember, we are only interested in your use of prescription sedatives that were not prescribed for you or that you used only for the experience or feeling they caused.

During the past 12 months, was there a month or more when you spent a lot of your time getting or using prescription sedatives?

SEDLOTTM¹	Len: 2	SPENT MONTH/MORE GETTING/USING SED PAST 12 MOS	Freq	Pct
	1 = Yes		23	0.04
	2 = No.....		431	0.78
	81 = NEVER USED SEDATIVES Logically assigned		24	0.04
	85 = BAD DATA Logically assigned		1	0.00
	91 = NEVER USED SEDATIVES.....		52986	95.87
	93 = DID NOT USE SEDATIVES IN THE PAST 12 MOS		1628	2.95
	94 = DON'T KNOW.....		1	0.00
	97 = REFUSED		3	0.01
	98 = BLANK (NO ANSWER).....		174	0.31

During the past 12 months, was there a month or more when you spent a lot of your time getting over the effects of the prescription sedatives you used?

SEDGTOVR¹	Len: 2	MONTH+ SPENT GETTING OVER SED EFFECTS PST 12 MOS	Freq	Pct
	1 = Yes		13	0.02
	2 = No.....		417	0.75
	81 = NEVER USED SEDATIVES Logically assigned		24	0.04
	91 = NEVER USED SEDATIVES.....		52986	95.87
	93 = DID NOT USE SEDATIVES IN THE PAST 12 MOS		1628	2.95
	94 = DON'T KNOW.....		1	0.00
	97 = REFUSED		4	0.01
	98 = BLANK (NO ANSWER).....		175	0.32
	99 = LEGITIMATE SKIP		23	0.04

During the past 12 months, did you try to set limits on how often or how much prescription sedatives you would use?

SEDLIMIT¹	Len: 2	SET LIMITS ON SEDATIVE USE PAST 12 MONTHS	Freq	Pct
	1 = Yes		86	0.16
	2 = No.....		366	0.66
	81 = NEVER USED SEDATIVES Logically assigned		24	0.04
	85 = BAD DATA Logically assigned		1	0.00
	91 = NEVER USED SEDATIVES.....		52986	95.87
	93 = DID NOT USE SEDATIVES IN THE PAST 12 MOS		1628	2.95
	94 = DON'T KNOW.....		2	0.00
	97 = REFUSED		4	0.01
	98 = BLANK (NO ANSWER).....		174	0.31

Were you able to keep to the limits you set, or did you often use prescription sedatives more than you intended to?

SEDKPLMT¹	Len: 2	ABLE TO KEEP LIMITS OR USE MORE SED PAST 12 MOS	Freq	Pct
	1 = Usually kept to the limits set.....		74	0.13
	2 = Often used more than intended.....		12	0.02
	81 = NEVER USED SEDATIVES Logically assigned		24	0.04
	85 = BAD DATA Logically assigned		1	0.00
	91 = NEVER USED SEDATIVES.....		52986	95.87
	93 = DID NOT USE SEDATIVES IN THE PAST 12 MOS		1628	2.95
	97 = REFUSED		4	0.01
	98 = BLANK (NO ANSWER).....		176	0.32
	99 = LEGITIMATE SKIP		366	0.66

SUBSTANCE DEPENDENCE AND ABUSE

During the past 12 months, did you need to use more prescription sedatives than you used to in order to get the effect you wanted?

SEDNDMOR¹	Len: 2	NEEDED MORE SED TO GET SAME EFFECT PST 12 MOS	Freq	Pct
	1 = Yes		35	0.06
	2 = No.....		417	0.75
	81 = NEVER USED SEDATIVES Logically assigned		24	0.04
	85 = BAD DATA Logically assigned		1	0.00
	91 = NEVER USED SEDATIVES.....		52986	95.87
	93 = DID NOT USE SEDATIVES IN THE PAST 12 MOS		1628	2.95
	94 = DON'T KNOW.....		2	0.00
	97 = REFUSED		4	0.01
	98 = BLANK (NO ANSWER).....		174	0.31

During the past 12 months, did you notice that using the same amount of prescription sedatives had less effect on you than it used to?

SEDLSEFX¹	Len: 2	USING SAME AMT SED HAD LESS EFFECT PAST 12 MOS	Freq	Pct
	1 = Yes		31	0.06
	2 = No.....		386	0.70
	81 = NEVER USED SEDATIVES Logically assigned		24	0.04
	91 = NEVER USED SEDATIVES.....		52986	95.87
	93 = DID NOT USE SEDATIVES IN THE PAST 12 MOS		1628	2.95
	94 = DON'T KNOW.....		1	0.00
	97 = REFUSED		5	0.01
	98 = BLANK (NO ANSWER).....		175	0.32
	99 = LEGITIMATE SKIP		35	0.06

During the past 12 months, did you want to or try to cut down or stop using prescription sedatives?

SEDCUTDN¹	Len: 2	WANT/TRY TO CUT DOWN/STOP USING SED PAST 12 MOS	Freq	Pct
	1 = Yes		109	0.20
	2 = No.....		343	0.62
	81 = NEVER USED SEDATIVES Logically assigned		24	0.04
	85 = BAD DATA Logically assigned		1	0.00
	91 = NEVER USED SEDATIVES.....		52986	95.87
	93 = DID NOT USE SEDATIVES IN THE PAST 12 MOS		1628	2.95
	94 = DON'T KNOW.....		2	0.00
	97 = REFUSED		4	0.01
	98 = BLANK (NO ANSWER).....		174	0.31

During the past 12 months, were you able to cut down or stop using prescription sedatives every time you wanted to or tried to?

SEDCUTEV¹	Len: 2	ABLE TO CUT/STOP USING SED EVERY TIME PAST 12 MOS	Freq	Pct
	1 = Yes		88	0.16
	2 = No.....		21	0.04
	81 = NEVER USED SEDATIVES Logically assigned		24	0.04
	85 = BAD DATA Logically assigned		1	0.00
	91 = NEVER USED SEDATIVES.....		52986	95.87
	93 = DID NOT USE SEDATIVES IN THE PAST 12 MOS		1628	2.95
	97 = REFUSED		4	0.01
	98 = BLANK (NO ANSWER).....		176	0.32
	99 = LEGITIMATE SKIP		343	0.62

During the past 12 months, did you cut down or stop using prescription sedatives at least one time?

SEDCUT1X¹	Len: 2	CUT DOWN OR STOP USING SED AT LEAST 1X PST 12 MOS	Freq	Pct
	1 = Yes		71	0.13
	2 = No.....		293	0.53
	81 = NEVER USED SEDATIVES Logically assigned		24	0.04
	91 = NEVER USED SEDATIVES.....		52986	95.87
	93 = DID NOT USE SEDATIVES IN THE PAST 12 MOS		1628	2.95
	94 = DON'T KNOW.....		1	0.00
	97 = REFUSED		5	0.01
	98 = BLANK (NO ANSWER).....		175	0.32
	99 = LEGITIMATE SKIP		88	0.16

SUBSTANCE DEPENDENCE AND ABUSE

Please look at the symptoms listed below. During the past 12 months, did you have 1 or more of these symptoms after you cut back or stopped using prescription sedatives?

- Sweating or feeling that your heart was beating fast
- Having your hands tremble
- Having trouble sleeping or sleeping more than you normally do
- Vomiting or feeling nauseous
- Seeing, hearing, or feeling things that weren't really there
- Feeling like you couldn't sit still
- Feeling anxious
- Having seizures or fits

SEDWD1SX¹	Len: 2	HAD 1+ SED WITHDRAWAL SYMPTOM PST 12 MOS	Freq	Pct
	1 =	Yes	51	0.09
	2 =	No.....	108	0.20
	81 =	NEVER USED SEDATIVES Logically assigned	24	0.04
	85 =	BAD DATA Logically assigned	1	0.00
	91 =	NEVER USED SEDATIVES.....	52986	95.87
	93 =	DID NOT USE SEDATIVES IN THE PAST 12 MOS	1628	2.95
	97 =	REFUSED	5	0.01
	98 =	BLANK (NO ANSWER).....	175	0.32
	99 =	LEGITIMATE SKIP	293	0.53

Please look at the symptoms listed below. During the past 12 months, did you have 1 or more of these symptoms at the same time that lasted for longer than a day after you cut back or stopped using prescription sedatives?

- Sweating or feeling that your heart was beating fast
- Having your hands tremble
- Having trouble sleeping or sleeping more than you normally do
- Vomiting or feeling nauseous
- Seeing, hearing, or feeling things that weren't really there
- Feeling like you couldn't sit still
- Feeling anxious
- Having seizures or fits

SEDWDSMT¹	Len: 2	HAD 1+ SED WDRAW SYM AT SAME TIME PAST 12 MOS	Freq	Pct
	1 =	Yes	41	0.07
	2 =	No.....	10	0.02
	81 =	NEVER USED SEDATIVES Logically assigned	24	0.04
	85 =	BAD DATA Logically assigned	1	0.00
	91 =	NEVER USED SEDATIVES.....	52986	95.87
	93 =	DID NOT USE SEDATIVES IN THE PAST 12 MOS	1628	2.95
	97 =	REFUSED	5	0.01
	98 =	BLANK (NO ANSWER).....	175	0.32
	99 =	LEGITIMATE SKIP	401	0.73

During the past 12 months, did you have any problems with your emotions, nerves, or mental health that were probably caused or made worse by your use of prescription sedatives?

SEDEMOPB¹	Len: 2	SED CAUSE PRBS WITH EMOT/NERVES PAST 12 MOS	Freq	Pct
	1 =	Yes	37	0.07
	2 =	No.....	416	0.75
	81 =	NEVER USED SEDATIVES Logically assigned	24	0.04
	85 =	BAD DATA Logically assigned	1	0.00
	91 =	NEVER USED SEDATIVES.....	52986	95.87
	93 =	DID NOT USE SEDATIVES IN THE PAST 12 MOS	1628	2.95
	94 =	DON'T KNOW.....	1	0.00
	97 =	REFUSED	4	0.01
	98 =	BLANK (NO ANSWER).....	174	0.31

SUBSTANCE DEPENDENCE AND ABUSE

Did you continue to use prescription sedatives even though you thought this was causing you to have problems with your emotions, nerves, or mental health?

SEDEMCTD¹	Len: 2	CONTD TO USE SED DESPITE EMOT PRBS	Freq	Pct
	1 =	Yes	27	0.05
	2 =	No.....	10	0.02
	81 =	NEVER USED SEDATIVES Logically assigned	24	0.04
	85 =	BAD DATA Logically assigned	1	0.00
	91 =	NEVER USED SEDATIVES.....	52986	95.87
	93 =	DID NOT USE SEDATIVES IN THE PAST 12 MOS	1628	2.95
	97 =	REFUSED	4	0.01
	98 =	BLANK (NO ANSWER).....	175	0.32
	99 =	LEGITIMATE SKIP	416	0.75

During the past 12 months, did you have any physical health problems that were probably caused or made worse by your use of prescription sedatives?

SEDPHLPB¹	Len: 2	ANY PHYS PRBS CAUSED/WORSND BY SED PST 12 MOS	Freq	Pct
	1 =	Yes	9	0.02
	2 =	No.....	418	0.76
	81 =	NEVER USED SEDATIVES Logically assigned	24	0.04
	91 =	NEVER USED SEDATIVES.....	52986	95.87
	93 =	DID NOT USE SEDATIVES IN THE PAST 12 MOS	1628	2.95
	94 =	DON'T KNOW.....	1	0.00
	97 =	REFUSED	3	0.01
	98 =	BLANK (NO ANSWER).....	175	0.32
	99 =	LEGITIMATE SKIP	27	0.05

Did you continue to use prescription sedatives even though you thought this was causing you to have physical problems?

SEDPHCTD¹	Len: 2	CONTD TO USE SED DESPITE PHYS PRBS	Freq	Pct
	1 =	Yes	5	0.01
	2 =	No.....	4	0.01
	81 =	NEVER USED SEDATIVES Logically assigned	24	0.04
	91 =	NEVER USED SEDATIVES.....	52986	95.87
	93 =	DID NOT USE SEDATIVES IN THE PAST 12 MOS	1628	2.95
	97 =	REFUSED	3	0.01
	98 =	BLANK (NO ANSWER).....	176	0.32
	99 =	LEGITIMATE SKIP	445	0.81

This question is about important activities such as working, going to school, taking care of children, doing fun things such as hobbies and sports, and spending time with friends and family.

During the past 12 months, did using prescription sedatives cause you to give up or spend less time doing these types of important activities?

SEDLFACT¹	Len: 2	LESS ACTIVITIES B/C OF SED USE PAST 12 MOS	Freq	Pct
	1 =	Yes	34	0.06
	2 =	No.....	420	0.76
	81 =	NEVER USED SEDATIVES Logically assigned	24	0.04
	85 =	BAD DATA Logically assigned	1	0.00
	91 =	NEVER USED SEDATIVES.....	52986	95.87
	93 =	DID NOT USE SEDATIVES IN THE PAST 12 MOS	1628	2.95
	97 =	REFUSED	4	0.01
	98 =	BLANK (NO ANSWER).....	174	0.31

SUBSTANCE DEPENDENCE AND ABUSE

Sometimes people who use prescription sedatives have serious problems at home, work or school - such as:

- neglecting their children
- missing work or school
- doing a poor job at work or school
- losing a job or dropping out of school

During the past 12 months, did using prescription sedatives cause you to have serious problems like this either at home, work, or school?

SEDSERPB¹	Len: 2	SED CAUSE SERS PRBS AT HOME/WORK/SCH PST 12 MOS	Freq	Pct
	1 = Yes		29	0.05
	2 = No.....		426	0.77
	81 = NEVER USED SEDATIVES Logically assigned		24	0.04
	85 = BAD DATA Logically assigned		1	0.00
	91 = NEVER USED SEDATIVES.....		52986	95.87
	93 = DID NOT USE SEDATIVES IN THE PAST 12 MOS		1628	2.95
	97 = REFUSED		3	0.01
	98 = BLANK (NO ANSWER).....		174	0.31

During the past 12 months, did you regularly use prescription sedatives and then do something where using prescription sedatives might have put you in physical danger?

SEDPDANG¹	Len: 2	USING SED AND DO DANGEROUS ACTIVITIES PST 12 MOS	Freq	Pct
	1 = Yes		19	0.03
	2 = No.....		436	0.79
	81 = NEVER USED SEDATIVES Logically assigned		24	0.04
	85 = BAD DATA Logically assigned		1	0.00
	91 = NEVER USED SEDATIVES.....		52986	95.87
	93 = DID NOT USE SEDATIVES IN THE PAST 12 MOS		1628	2.95
	97 = REFUSED		3	0.01
	98 = BLANK (NO ANSWER).....		174	0.31

During the past 12 months, did using prescription sedatives cause you to do things that repeatedly got you in trouble with the law?

SEDLAWTR¹	Len: 2	USING SED CAUSE PRBS WITH LAW PAST 12 MOS	Freq	Pct
	1 = Yes		7	0.01
	2 = No.....		448	0.81
	81 = NEVER USED SEDATIVES Logically assigned		24	0.04
	85 = BAD DATA Logically assigned		1	0.00
	91 = NEVER USED SEDATIVES.....		52986	95.87
	93 = DID NOT USE SEDATIVES IN THE PAST 12 MOS		1628	2.95
	97 = REFUSED		3	0.01
	98 = BLANK (NO ANSWER).....		174	0.31

During the past 12 months, did you have any problems with family or friends that were probably caused by your use of prescription sedatives?

SEDFMFPB¹	Len: 2	USING SED CAUSE PRBS W/FAMILY/FRIENDS PST 12 MOS	Freq	Pct
	1 = Yes		26	0.05
	2 = No.....		429	0.78
	81 = NEVER USED SEDATIVES Logically assigned		24	0.04
	85 = BAD DATA Logically assigned		1	0.00
	91 = NEVER USED SEDATIVES.....		52986	95.87
	93 = DID NOT USE SEDATIVES IN THE PAST 12 MOS		1628	2.95
	97 = REFUSED		3	0.01
	98 = BLANK (NO ANSWER).....		174	0.31

SUBSTANCE DEPENDENCE AND ABUSE

Did you continue to use prescription sedatives even though you thought this caused problems with family or friends?

SEDFMCTD¹	Len: 2	CONTD TO USE SED DESPITE PRBS W/ FAM/FRNDS	Freq	Pct
		1 = Yes	15	0.03
		2 = No.....	10	0.02
		81 = NEVER USED SEDATIVES Logically assigned	24	0.04
		85 = BAD DATA Logically assigned	1	0.00
		91 = NEVER USED SEDATIVES.....	52986	95.87
		93 = DID NOT USE SEDATIVES IN THE PAST 12 MOS	1628	2.95
		97 = REFUSED	4	0.01
		98 = BLANK (NO ANSWER).....	174	0.31
		99 = LEGITIMATE SKIP	429	0.78

IMPUTED SUBSTANCE DEPENDENCE AND ABUSE

IMPUTED SUBSTANCE DEPENDENCE AND ABUSE

NOTE: What follows are the imputation-revised versions of the 17 nicotine dependence variables that make up the Nicotine Dependence Syndrome Scale (NDSS). Missing values were only imputed if only one of the 17 variables had a missing value. Users should note that the imputed values for these variables are predicted values from regression models. These predicted values are not integers, and do not correspond directly to the integer responses from the questionnaire. It would be advisable to make the necessary adjustments (such as rounding or otherwise making the non- integer values into integers) when doing cross-tabulations.

IRCGIRTB	Len: 12	IMP REVISED - NEED TO SMOKE TO FEEL LESS IRRITABLE	Freq	Pct
		RANGE = 1 - 5.....	11569	20.93
		91 = NEVER USED	26059	47.15
		93 = DID NOT USE CIGARETTES PAST MONTH	17594	31.83
		94 = DON'T KNOW.....	18	0.03
		97 = REFUSED	6	0.01
		98 = BLANK/ DID NOT ANSWER	25	0.05

IICGIRTB	Len: 2	IMPUTATION INDICATOR - IRCGIRTB	Freq	Pct
		1 = Questionnaire data.....	11556	20.91
		3 = Statistically imputed, other 16 ndss vars nonmsng.....	13	0.02
		9 = NEVER USED CIGARETTES, OR DIDN'T USE IN PST 30 DYS.....	43653	78.98
		98 = MISSING, NOT IMPUTED, <16 NDSS VARIABLES NONMSNG	49	0.09

IRCGCRV	Len: 12	IMP REV - CRAVE CIGS WHEN DON'T SMOKE FOR FEW HRS	Freq	Pct
		RANGE = 1 - 5.....	11575	20.94
		91 = NEVER USED	26059	47.15
		93 = DID NOT USE CIGARETTES PAST MONTH	17594	31.83
		94 = DON'T KNOW.....	14	0.03
		97 = REFUSED	4	0.01
		98 = BLANK/ DID NOT ANSWER	25	0.05

IICGCRV	Len: 2	IMPUTATION INDICATOR - IRCGCRV	Freq	Pct
		1 = Questionnaire data.....	11573	20.94
		3 = Statistically imputed, other 16 ndss vars nonmsng.....	2	0.00
		9 = NEVER USED CIGARETTES, OR DIDN'T USE IN PST 30 DYS.....	43653	78.98
		98 = MISSING, NOT IMPUTED, <16 NDSS VARIABLES NONMSNG	43	0.08

IRCGCRGP	Len: 12	IMP REV - CRAVINGS OF CIGS LIKE FORCE CAN'T CNTRL	Freq	Pct
		RANGE = 1 - 5.....	11571	20.94
		91 = NEVER USED	26059	47.15
		93 = DID NOT USE CIGARETTES PAST MONTH	17594	31.83
		94 = DON'T KNOW.....	16	0.03
		97 = REFUSED	6	0.01
		98 = BLANK/ DID NOT ANSWER	25	0.05

IICGCRGP	Len: 2	IMPUTATION INDICATOR - IRCGCRGP	Freq	Pct
		1 = Questionnaire data.....	11567	20.93
		3 = Statistically imputed, other 16 ndss vars nonmsng.....	4	0.01
		9 = NEVER USED CIGARETTES, OR DIDN'T USE IN PST 30 DYS.....	43653	78.98
		98 = MISSING, NOT IMPUTED, <16 NDSS VARIABLES NONMSNG	47	0.09

IRCGNCTL	Len: 12	IMP REVISED - FEEL A SENSE OF CNTRL OVER SMOKING	Freq	Pct
		RANGE = 1 - 5.....	11571	20.94
		91 = NEVER USED	26059	47.15
		93 = DID NOT USE CIGARETTES PAST MONTH	17594	31.83
		94 = DON'T KNOW.....	19	0.03
		97 = REFUSED	3	0.01
		98 = BLANK/ DID NOT ANSWER	25	0.05

IMPUTED SUBSTANCE DEPENDENCE AND ABUSE

IICGNCTL	Len: 2	IMPUTATION INDICATOR - IRCGNCTL		
		1 = Questionnaire data.....	11565	20.92
		3 = Statistically imputed, other 16 ndss vars nonmsng.....	6	0.01
		9 = NEVER USED CIGARETTES, OR DIDN'T USE IN PST 30 DYS.....	43653	78.98
		98 = MISSING, NOT IMPUTED, <16 NDSS VARIABLES NONMSNG.....	47	0.09
IRCGAVD	Len: 12	IMP REV - TEND TO AVOID PLACES DON'T ALLOW SMOKING	Freq	Pct
		RANGE = 1 - 5.....	11568	20.93
		91 = NEVER USED	26059	47.15
		93 = DID NOT USE CIGARETTES PAST MONTH	17594	31.83
		94 = DON'T KNOW.....	22	0.04
		97 = REFUSED	3	0.01
		98 = BLANK/ DID NOT ANSWER	25	0.05
IICGAVD	Len: 2	IMPUTATION INDICATOR - IRCGAVD	Freq	Pct
		1 = Questionnaire data.....	11551	20.90
		3 = Statistically imputed, other 16 ndss vars nonmsng.....	17	0.03
		9 = NEVER USED CIGARETTES, OR DIDN'T USE IN PST 30 DYS.....	43653	78.98
		98 = MISSING, NOT IMPUTED, <16 NDSS VARIABLES NONMSNG.....	50	0.09
IRCGPLN	Len: 12	IMP REVISED - NO TRAVEL BY AIRPLANE B/C NO SMOKING	Freq	Pct
		RANGE = 0.997711503 - 5.....	11566	20.93
		91 = NEVER USED	26059	47.15
		93 = DID NOT USE CIGARETTES PAST MONTH	17594	31.83
		94 = DON'T KNOW.....	20	0.04
		97 = REFUSED	7	0.01
		98 = BLANK/ DID NOT ANSWER	25	0.05
IICGPLN	Len: 2	IMPUTATION INDICATOR - IRCGPLN	Freq	Pct
		1 = Questionnaire data.....	11554	20.90
		3 = Statistically imputed, other 16 ndss vars nonmsng.....	12	0.02
		9 = NEVER USED CIGARETTES, OR DIDN'T USE IN PST 30 DYS.....	43653	78.98
		98 = MISSING, NOT IMPUTED, <16 NDSS VARIABLES NONMSNG.....	52	0.09
IRCGROUT	Len: 12	IMP REVISED - WORRY THAT YOU WILL RUN OUT OF CIGS	Freq	Pct
		RANGE = 1 - 5.....	11576	20.94
		91 = NEVER USED	26059	47.15
		93 = DID NOT USE CIGARETTES PAST MONTH	17594	31.83
		94 = DON'T KNOW.....	12	0.02
		97 = REFUSED	5	0.01
		98 = BLANK/ DID NOT ANSWER	25	0.05
IICGROUT	Len: 2	IMPUTATION INDICATOR - IRCGROUT	Freq	Pct
		1 = Questionnaire data.....	11575	20.94
		3 = Statistically imputed, other 16 ndss vars nonmsng.....	1	0.00
		9 = NEVER USED CIGARETTES, OR DIDN'T USE IN PST 30 DYS.....	43653	78.98
		98 = MISSING, NOT IMPUTED, <16 NDSS VARIABLES NONMSNG.....	42	0.08
IRCGRGDY	Len: 12	IMP REVISED - SMOKE CIGS REGULARLY THROUGH DAY	Freq	Pct
		RANGE = 1 - 5.....	11575	20.94
		91 = NEVER USED	26059	47.15
		93 = DID NOT USE CIGARETTES PAST MONTH	17594	31.83
		94 = DON'T KNOW.....	12	0.02
		97 = REFUSED	6	0.01
		98 = BLANK/ DID NOT ANSWER	25	0.05

IMPUTED SUBSTANCE DEPENDENCE AND ABUSE

IICGRGDY	Len: 2	IMPUTATION INDICATOR - IRCGRGDY	Freq	Pct
		1 = Questionnaire data.....	11574	20.94
		3 = Statistically imputed, other 16 ndss vars nonmsng.....	1	0.00
		9 = NEVER USED CIGARETTES, OR DIDN'T USE IN PST 30 DYS.....	43653	78.98
		98 = MISSING, NOT IMPUTED, <16 NDSS VARIABLES NONMSNG.....	43	0.08
IRCGRGWK	Len: 12	IMP PREVIEWED - SMOKE SAME ON WEEKENDS AND WEEKDAYS	Freq	Pct
		RANGE = 1 - 5.....	11571	20.94
		91 = NEVER USED	26059	47.15
		93 = DID NOT USE CIGARETTES PAST MONTH	17594	31.83
		94 = DON'T KNOW.....	17	0.03
		97 = REFUSED	5	0.01
		98 = BLANK/ DID NOT ANSWER	25	0.05
IICGRGWK	Len: 2	IMPUTATION INDICATOR - IRCGRGWK	Freq	Pct
		1 = Questionnaire data.....	11563	20.92
		3 = Statistically imputed, other 16 ndss vars nonmsng.....	8	0.01
		9 = NEVER USED CIGARETTES, OR DIDN'T USE IN PST 30 DYS.....	43653	78.98
		98 = MISSING, NOT IMPUTED, <16 NDSS VARIABLES NONMSNG.....	47	0.09
IRCGRGNM	Len: 12	IMP REVISED - SMOKE SAME # OF CIGS FROM DAY TO DAY	Freq	Pct
		RANGE = 1 - 5.....	11569	20.93
		91 = NEVER USED	26059	47.15
		93 = DID NOT USE CIGARETTES PAST MONTH	17594	31.83
		94 = DON'T KNOW.....	19	0.03
		97 = REFUSED	5	0.01
		98 = BLANK/ DID NOT ANSWER	25	0.05
IICGRGNM	Len: 2	IMPUTATION INDICATOR - IRCGRGNM	Freq	Pct
		1 = Questionnaire data.....	11563	20.92
		3 = Statistically imputed, other 16 ndss vars nonmsng.....	6	0.01
		9 = NEVER USED CIGARETTES, OR DIDN'T USE IN PST 30 DYS.....	43653	78.98
		98 = MISSING, NOT IMPUTED, <16 NDSS VARIABLES NONMSNG.....	49	0.09
IRCGNCG	Len: 12	IMP REVISED - # CIGS SMOKE PER DAY OFTEN CHANGES	Freq	Pct
		RANGE = 1 - 5.....	11571	20.94
		91 = NEVER USED	26059	47.15
		93 = DID NOT USE CIGARETTES PAST MONTH	17594	31.83
		94 = DON'T KNOW.....	18	0.03
		97 = REFUSED	4	0.01
		98 = BLANK/ DID NOT ANSWER	25	0.05
IICGNCG	Len: 2	IMPUTATION INDICATOR - IRCGNCG	Freq	Pct
		1 = Questionnaire data.....	11561	20.92
		3 = Statistically imputed, other 16 ndss vars nonmsng.....	10	0.02
		9 = NEVER USED CIGARETTES, OR DIDN'T USE IN PST 30 DYS.....	43653	78.98
		98 = MISSING, NOT IMPUTED, <16 NDSS VARIABLES NONMSNG.....	47	0.09
IRCGSLHR	Len: 12	IMP REV - HAVE LOT CIGS IN HR, NO CIGS TIL LATER	Freq	Pct
		RANGE = 1 - 5.....	11557	20.91
		91 = NEVER USED	26059	47.15
		93 = DID NOT USE CIGARETTES PAST MONTH	17594	31.83
		94 = DON'T KNOW.....	27	0.05
		97 = REFUSED	9	0.02
		98 = BLANK/ DID NOT ANSWER	25	0.05

IMPUTED SUBSTANCE DEPENDENCE AND ABUSE

IICGSLHR	Len: 2	IMPUTATION INDICATOR - IRCGSLHR		
		1 = Questionnaire data.....	11542	20.88
		3 = Statistically imputed, other 16 ndss vars nonmsng.....	15	0.03
		9 = NEVER USED CIGARETTES, OR DIDN'T USE IN PST 30 DYS.....	43653	78.98
		98 = MISSING, NOT IMPUTED, <16 NDSS VARIABLES NONMSNG.....	61	0.11
IRCGINFL	Len: 12	IMP REV - # CIGS SMOKE A DAY INFLU BY OTH THINGS	Freq	Pct
		RANGE = 1 - 5.....	11571	20.94
		91 = NEVER USED	26059	47.15
		93 = DID NOT USE CIGARETTES PAST MONTH	17594	31.83
		94 = DON'T KNOW.....	15	0.03
		97 = REFUSED	7	0.01
		98 = BLANK/ DID NOT ANSWER	25	0.05
IICGINFL	Len: 2	IMPUTATION INDICATOR - IRCGINFL	Freq	Pct
		1 = Questionnaire data.....	11567	20.93
		3 = Statistically imputed, other 16 ndss vars nonmsng.....	4	0.01
		9 = NEVER USED CIGARETTES, OR DIDN'T USE IN PST 30 DYS.....	43653	78.98
		98 = MISSING, NOT IMPUTED, <16 NDSS VARIABLES NONMSNG.....	47	0.09
IRCGNINF	Len: 12	IMP REVISED - SMOKING NOT AFFECTED BY OTH THINGS	Freq	Pct
		RANGE = 1 - 5.....	11562	20.92
		91 = NEVER USED	26059	47.15
		93 = DID NOT USE CIGARETTES PAST MONTH	17594	31.83
		94 = DON'T KNOW.....	23	0.04
		97 = REFUSED	8	0.01
		98 = BLANK/ DID NOT ANSWER	25	0.05
IICGNINF	Len: 2	IMPUTATION INDICATOR - IRCGNINF	Freq	Pct
		1 = Questionnaire data.....	11554	20.90
		3 = Statistically imputed, other 16 ndss vars nonmsng.....	8	0.01
		9 = NEVER USED CIGARETTES, OR DIDN'T USE IN PST 30 DYS.....	43653	78.98
		98 = MISSING, NOT IMPUTED, <16 NDSS VARIABLES NONMSNG.....	56	0.10
IRCGINCR	Len: 12	IMP REV - AMT OF SMOKING INCR. SINCE START SMOKING	Freq	Pct
		RANGE = 1 - 5.....	11565	20.92
		91 = NEVER USED	26059	47.15
		93 = DID NOT USE CIGARETTES PAST MONTH	17594	31.83
		94 = DON'T KNOW.....	18	0.03
		97 = REFUSED	10	0.02
		98 = BLANK/ DID NOT ANSWER	25	0.05
IICGINCR	Len: 2	IMPUTATION INDICATOR - IRCGINCR	Freq	Pct
		1 = Questionnaire data.....	11563	20.92
		3 = Statistically imputed, other 16 ndss vars nonmsng.....	2	0.00
		9 = NEVER USED CIGARETTES, OR DIDN'T USE IN PST 30 DYS.....	43653	78.98
		98 = MISSING, NOT IMPUTED, <16 NDSS VARIABLES NONMSNG.....	53	0.10
IRCGSAT	Len: 12	IMP REV - NEED TO SMOKE A LOT MORE TO BE SATISFIED	Freq	Pct
		RANGE = 1 - 5.....	11567	20.93
		91 = NEVER USED	26059	47.15
		93 = DID NOT USE CIGARETTES PAST MONTH	17594	31.83
		94 = DON'T KNOW.....	18	0.03
		97 = REFUSED	8	0.01
		98 = BLANK/ DID NOT ANSWER	25	0.05

IMPUTED SUBSTANCE DEPENDENCE AND ABUSE

IICGSAT	Len: 2	IMPUTATION INDICATOR - IRCGSAT	Freq	Pct
		1 = Questionnaire data.....	11564	20.92
		3 = Statistically imputed, other 16 ndss vars nonmsng.....	3	0.01
		9 = NEVER USED CIGARETTES, OR DIDN'T USE IN PST 30 DYS.....	43653	78.98
		98 = MISSING, NOT IMPUTED, <16 NDSS VARIABLES NONMSNG.....	51	0.09

IRCGLMR	Len: 12	IMP REV - SMOKE MUCH MORE NOW BEFORE FEEL ANYTHING	Freq	Pct
		RANGE = 1 - 5.....	11554	20.90
		91 = NEVER USED	26059	47.15
		93 = DID NOT USE CIGARETTES PAST MONTH	17594	31.83
		94 = DON'T KNOW.....	27	0.05
		97 = REFUSED	12	0.02
		98 = BLANK/ DID NOT ANSWER	25	0.05

IICGLMR	Len: 2	IMPUTATION INDICATOR - IRCGLMR	Freq	Pct
		1 = Questionnaire data.....	11531	20.86
		3 = Statistically imputed, other 16 ndss vars nonmsng.....	23	0.04
		9 = NEVER USED CIGARETTES, OR DIDN'T USE IN PST 30 DYS.....	43653	78.98
		98 = MISSING, NOT IMPUTED, <16 NDSS VARIABLES NONMSNG.....	64	0.12

RECODED SUBSTANCE DEPENDENCE AND ABUSE

RECODED SUBSTANCE DEPENDENCE AND ABUSE

NOTE: The variables in this section are recoded variables that were created from one or more of the variables from the following two sections: Substance Dependence and Abuse or Imputed Substance Dependence and Abuse.

NOTE: The following recoded dependence variables were defined based on the dependence criteria according to the Nicotine Dependence Syndrome Scale (NDSS) and the Fagerstrom Test of Nicotine Dependence (FTND) for respondents who reported smoking cigarettes in the past month. The NDSS score, NDSSANSP, is calculated as the average score over 17 questions pertaining to five aspects of dependence. This average score was only computed for those respondents who had a valid response (based on actual reporting and imputation) to all 17 questions. Respondents who did not have valid responses (based on actual reporting and imputation) for all 17 questions were coded as SAS missing. Based on the NDSS score, a respondent was defined as having nicotine dependence, NDSSDNSP=1, if their average score was greater than or equal to 2.75. The FTND measure is defined by assessing how soon after waking a respondent had their first cigarette (CIGWAKE). Based on the FTND scale, a respondent was defined as having nicotine dependence, FTNDDNSP=1, if the first cigarette was smoked within 30 minutes of waking up on the days they smoked (CIGWAKE=1 or 2) and the respondent reported smoking cigarettes in the past month. Based on the NDSS and the FTND, a respondent who reported smoking cigarettes was defined as having nicotine dependence in the past month, DNICNSP=1, if they met either the NDSS or the FTND criteria for dependence. Specific details for each of the nicotine dependence related variables are provided in the Recoded Substance Dependence and Abuse Variable Documentation Appendix.

NDSSANSP	Len: 12	NDSS SCORE		Freq	Pct
		RANGE = 1 - 4.8823529412	11516	20.84	
		. = Unknown (See comment above)	43755	79.16	
NDSSDNSP	Len: 1	NICOTINE DEPENDENCE BASED ON NDSS SCORE		Freq	Pct
		0 = No/Unknown (NDSSANSP<2.75 or missing).....	51093	92.44	
		1 = Yes (NDSSANSP>=2.75).....	4178	7.56	
FTNDDNSP	Len: 1	NICOTINE DEPENDENCE BASED ON FTND SCALE		Freq	Pct
		0 = No (Otherwise).....	50194	90.81	
		1 = Yes (CIGWAKE=1 or 2)	5077	9.19	
DNICNSP	Len: 1	NICOTINE DEPENDENCE IN PAST MONTH		Freq	Pct
		0 = No (NDSSDNSP=0 and FTNDDNSP=0)	49148	88.92	
		1 = Yes (NDSSDNSP=1 or FTNDDNSP=1)	6123	11.08	

RECODED SUBSTANCE DEPENDENCE AND ABUSE

NOTE: The following recoded dependence variables were defined based on the dependence criteria listed in the Diagnostic and Statistical Manual of Mental Disorders, Fourth Edition (DSM-IV). Specific details for each of the 10 individual drug dependence variables are provided in the Recoded Substance Dependence and Abuse Variable Documentation Appendix.

A respondent was defined as having marijuana, inhalant, hallucinogen, or tranquilizer dependence (DEPNMRJ, DEPNDINH, DEPNDHAL, DEPNDTRN) if the respondent reported a positive response to three or more of the following six dependence criteria:

1. Spent a great deal of time over a period of a month getting, using, or getting over the effects of the substance (XXXLOTTM=1 or XXXGTOVR=1)
2. Unable to keep set limits on substance use or used more often than intended (XXXKPLMT=2)
3. Needed to use substance more than before to get desired effects or noticed that using the same amount had less effect than before (XXXNDMOR=1 or XXXLSEFX=1)
4. Unable to cut down or stop using the substance every time he or she tried or wanted to (XXXCUTEV=2)
5. Continued to use substance even though it was causing problems with emotions, nerves, mental health, or physical problems (XXXEMCTD=1 or XXXPHCTD=1)
6. Reduced or gave up participation in important activities due to substance use (XXXLSACT=1)

An additional question pertaining to withdrawal symptoms was asked for the following six drugs: alcohol, pain relievers, cocaine, heroin, sedatives, and stimulants. The withdrawal question asked the respondent if they had experienced substance specific withdrawal symptoms at one time that lasted for longer than a day after they cut back or stopped using (XXXWDSMT=1). The specific number and type of listed withdrawal symptoms varied by substance. A respondent was defined as having alcohol, pain reliever, cocaine, heroin, sedative, or stimulant dependence (DEPNALC, DEPNDANL, DEPNDCC, DEPNDHER, DEPNDSED, DEPNDSTM) if the respondent reported a positive response to three or more of the seven dependence criteria (including the six standard criteria listed above plus a seventh withdrawal symptom criteria).

Given the current editing and imputation procedures, along with the use of both core and non-core questions to determine whether or not a respondent was asked the substance dependence and withdrawal questions, it is possible for these dependence recode variables to be inconsistent with the imputed substance use and frequency of use variables. The types of inconsistencies that can occur differ by substance since different combinations of the skip logic criteria were used for each substance. Specific details about these inconsistencies are included in the Recoded Substance Dependence and Abuse Variable Documentation Appendix.

DEPNALC	Len: 1 ALCOHOL DEPENDENCE IN THE PAST YEAR	Freq	Pct
	0 = No/Unknown (Otherwise)	53421	96.65
	1 = Yes (See comment above).....	1850	3.35

DEPDANL	Len: 1 PAIN RELIEVER DEPENDENCE IN THE PAST YEAR	Freq	Pct
	0 = No/Unknown (Otherwise)	54915	99.36
	1 = Yes (See comment above DEPNDALC).....	356	0.64

DEPNDCC	Len: 1 COCAINE DEPENDENCE IN THE PAST YEAR	Freq	Pct
	0 = No/Unknown (Otherwise)	55156	99.79
	1 = Yes (See comment above DEPNDALC).....	115	0.21

A respondent was defined with dependence on hallucinogens, DEPNDHAL, if the respondent was classified as being dependent (see dependence criteria listed above DEPNDALC) on hallucinogens and was routed to the dependence and abuse questions based ONLY on variables that existed in the 2007 skip logic (HALDAFLG=98). Respondents who only reported hallucinogen dependence based on the Special Drugs module questions added in 2008 were defined as not having dependence on hallucinogens. See Recoded Substance Dependence and Abuse Variable Documentation Appendix for further details.

DEPNDHAL	Len: 1 HALLUCINOGEN DEPENDENCE IN THE PAST YEAR	Freq	Pct
	0 = No/Unknown (Otherwise)	55235	99.93
	1 = Yes (See comment above).....	36	0.07

DEPNDHER	Len: 1 HEROIN DEPENDENCE IN THE PAST YEAR	Freq	Pct
	0 = No/Unknown (Otherwise)	55130	99.74
	1 = Yes (See comment above DEPNDALC).....	141	0.26

DEPNDINH	Len: 1 INHALANT DEPENDENCE IN THE PAST YEAR	Freq	Pct
	0 = No/Unknown (Otherwise)	55256	99.97
	1 = Yes (See comment above DEPNDALC).....	15	0.03

RECODED SUBSTANCE DEPENDENCE AND ABUSE

DEPNMRJ	Len: 1	MARIJUANA DEPENDENCE IN THE PAST YEAR	Freq	Pct
		0 = No/Unknown (Otherwise)	54433	98.48
		1 = Yes (See comment above DEPNDALC).....	838	1.52

A respondent was defined with dependence on sedatives, DEPNDSED, if the respondent was classified as being dependent (see dependence criteria listed above DEPNDALC) on sedatives and was routed to the dependence and abuse questions based ONLY on variables that existed in the 2007 skip logic (SEDDAFLG=98). Respondents who only reported sedative dependence based on the Special Drugs module questions added in 2008 were defined as not having dependence on sedatives. See Recoded Substance Dependence and Abuse Variable Documentation Appendix for further details.

DEPNSED	Len: 1	SEDATIVE DEPENDENCE IN THE PAST YEAR	Freq	Pct
		0 = No/Unknown (Otherwise)	55244	99.95
		1 = Yes (See comment above).....	27	0.05

A respondent was defined with dependence on stimulants, DEPNDSTM, if the respondent was classified as being dependent (see dependence criteria listed above DEPNDALC) on stimulants and was routed to the dependence and abuse questions based ONLY on variables that existed in the 2004 skip logic (STMDAFLG=98). Respondents who only reported stimulant dependence based on the Special Drugs module questions added in 2005, 2006, and 2008 were defined as not having dependence on stimulants. See Recoded Substance Dependence and Abuse Variable Documentation Appendix for further details.

DEPNSTM	Len: 1	STIMULANT DEPENDENCE IN THE PAST YEAR	Freq	Pct
		0 = No/Unknown (Otherwise)	55178	99.83
		1 = Yes (See comment above).....	93	0.17

DEPNTRN	Len: 1	TRANQUILIZER DEPENDENCE IN THE PAST YEAR	Freq	Pct
		0 = No/Unknown (Otherwise)	55204	99.88
		1 = Yes (See comment above DEPNDALC).....	67	0.12

A respondent was defined as having illicit drug dependence, DEPNDILL=1, if the respondent was classified as dependent (see dependence criteria listed above DEPNDALC) on any of these following substances: marijuana (DEPNMRJ), hallucinogens (DEPNHAL), inhalants (DEPNINH), tranquilizers (DEPNTRN), cocaine (DEPNCOC), heroin (DEPNHER), pain relievers (DEPNANL), stimulants (DEPNSTM), or sedatives (DEPNSED).

DEPNILL	Len: 1	ILLCIT DRUG DEPENDENCE IN THE PAST YEAR	Freq	Pct
		0 = No/Unknown (Otherwise)	53891	97.50
		1 = Yes (Any source variable listed above=1)	1380	2.50

A respondent was defined with dependence on any illicit drug other than marijuana, DEPNDIEM=1, if the respondent was classified as being dependent (see dependence criteria listed above DEPNDALC) on any one of these following substances: hallucinogens (DEPNHAL), inhalants (DEPNINH), tranquilizers (DEPNTRN), cocaine (DEPNCOC), heroin (DEPNHER), pain relievers (DEPNANL), stimulants (DEPNSTM), or sedatives (DEPNSED). A respondent's marijuana dependency status is not considered in the creation of this variable.

DEPNDIEM	Len: 1	ILLCIT DRUG OTHER THAN MARIJUANA DEP IN PAST YR	Freq	Pct
		0 = No/Unknown (Otherwise)	54627	98.83
		1 = Yes (Any source variable listed above=1)	644	1.17

A respondent was defined with dependence on any illicit drug excluding marijuana and not dependent on marijuana, DEPNDXMJ=1, if the respondent was classified as being not marijuana dependent (DEPNMRJ=0), but being dependent (see dependence criteria listed above DEPNDALC) on any one of these following substances: hallucinogens (DEPNHAL), inhalants (DEPNINH), tranquilizers (DEPNTRN), cocaine (DEPNCOC), heroin (DEPNHER), pain relievers (DEPNANL), stimulants (DEPNSTM), or sedatives (DEPNSED).

DEPNXMJ	Len: 1	ILLCIT DRUG EXCLUDING MARIJUANA DEP IN PAST YR	Freq	Pct
		0 = No/Unknown (Otherwise)	54729	99.02
		1 = Yes (DEPNMRJ=0 & any other source variable=1).....	542	0.98

RECODED SUBSTANCE DEPENDENCE AND ABUSE

DEPNPSY	Len: 1	PSYCHOTHERAPEUTIC DEPENDENCE IN THE PAST YR	Freq	Pct
	0 =	No/Unknown (Otherwise)	54813	99.17
	1 =	Yes (DEPNDRN, DEPNDANL, DEPNDSTM, or DEPNDSED=1)	458	0.83

DPILLALC	Len: 1	ILLICIT DRUG OR ALCOHOL DEPENDENCE IN PAST YR	Freq	Pct
	0 =	No/Unknown (DEPNDRILL=0 and DEPNDALC=0)	52330	94.68
	1 =	Yes (DEPNDRILL=1 or DEPNDALC=1)	2941	5.32

DPILANAL	Len: 1	ILLICIT DRUG AND ALCOHOL DEPENDENCE IN PAST YR	Freq	Pct
	0 =	No/Unknown (DEPNDRILL=0 or DEPNDALC=0)	54982	99.48
	1 =	Yes (DEPNDRILL=1 and DEPNDALC=1)	289	0.52

NOTE: The following abuse variables were defined based on the abuse criteria listed in the Diagnostic and Statistical Manual of Mental Disorders, Fourth Edition (DSM-IV). Specific details for each of the 10 individual substance abuse variables are provided in the Recoded Substance Dependence and Abuse Variable Documentation Appendix.

A respondent was defined as having alcohol, marijuana, cocaine, heroin, hallucinogen, inhalant, pain reliever, tranquilizer, stimulant, or sedative abuse (ABUSEALC, ABUSEMRJ, ABUSECOC, ABUSEHER, ABUSEHAL, ABUSEINH, ABUSEANL, ABUSETRN, ABUSESTM, ABUSESED) if they reported a positive response to one or more of the following four abuse criteria and was determined not to be dependent upon the substance of interest:

1. Respondent reported having serious problems due to substance use at home, work or school (XXXSERPB=1)
2. Respondent reported using substance regularly and then did something where substance use might have put them in physical danger (XXXPDANG=1)
3. Respondent reported substance use causing actions that repeatedly got them in trouble with the law (XXXLAWTR=1)
4. Respondent reported having problems caused by substance use with family or friends (XXXFMFPB=1) and continued to use substance even though it was thought to be causing problems with family and friends (XXXFMCTD=1)

Given the current editing and imputation procedures, along with the use of both core and non-core questions to determine whether or not a respondent was asked the abuse questions, it is possible for these abuse recode variables to be inconsistent with the imputed substance use and frequency of use variables. The types of inconsistencies that can occur differ by substance since different combinations of the skip logic criteria were used for each substance. Specific details about these inconsistencies are included in the Recoded Substance Dependence and Abuse Variable Documentation Appendix.

In addition, because the dependence and abuse variables are mutually exclusive with dependence taking precedence (i.e., dependence is determined first and respondents are only classified as having abused if they are not already classified as dependent, regardless of responses to the abuse questions), it is possible for the variables showing abuse of a combination of substances to not correspond with the abuse status of those individual substances. For example, a respondent who is classified as having abused cocaine in the past year may be classified as not having abused illicit drugs because they were dependent on marijuana and already classified as being dependent on illicit drugs.

ABUSEALC	Len: 1	ALCOHOL ABUSE - PAST YEAR	Freq	Pct
	0 =	No/Unknown (Otherwise)	53221	96.29
	1 =	Yes (Any one of above criteria and DEPNDALC=0)	2050	3.71

ABUSEANL	Len: 1	PRESCRIPTION PAIN RELIEVER ABUSE - PAST YEAR	Freq	Pct
	0 =	No/Unknown (Otherwise)	55166	99.81
	1 =	Yes (Any one of above criteria and DEPNDANL=0)	105	0.19

ABUSECOC	Len: 1	COCAINE ABUSE - PAST YEAR	Freq	Pct
	0 =	No/Unknown (Otherwise)	55204	99.88
	1 =	Yes (Any one of above criteria and DEPNDCCOC=0)	67	0.12

RECODED SUBSTANCE DEPENDENCE AND ABUSE

A respondent was defined with abuse of hallucinogens, ABUSEHAL, if the respondent was classified as abusing (see criteria listed above ABUSEALC) hallucinogens and was routed to the dependence and abuse questions based ONLY on variables that existed in the 2007 skip logic (HALDAFLG=98). Respondents who only reported abusing hallucinogens based on the Special Drugs module questions added in 2008 were defined as not abusing hallucinogens. See Recoded Substance Dependence and Abuse Variable Documentation Appendix for further details.

ABUSEHAL	Len: 1	HALLUCINOGEN ABUSE - PAST YEAR	Freq	Pct
		0 = No/Unknown (Otherwise)	55210	99.89
		1 = Yes (Any one of above criteria and DEPNDHAL=0)	61	0.11

ABUSEHER	Len: 1	HEROIN ABUSE - PAST YEAR	Freq	Pct
		0 = No/Unknown (Otherwise)	55259	99.98
		1 = Yes (Any one of above criteria and DEPNDHER=0)	12	0.02

ABUSEINH	Len: 1	INHALANT ABUSE - PAST YEAR	Freq	Pct
		0 = No/Unknown (Otherwise)	55248	99.96
		1 = Yes (Any one of above criteria and DEPNDINH=0)	23	0.04

ABUSEMRJ	Len: 1	MARIJUANA ABUSE - PAST YEAR	Freq	Pct
		0 = No/Unknown (Otherwise)	54729	99.02
		1 = Yes (Any one of above criteria and DEPNDMRJ=0)	542	0.98

A respondent was defined with abuse of sedatives, ABUSESED, if the respondent was classified as abusing (see criteria listed above ABUSEALC) sedatives and was routed to the dependence and abuse questions based ONLY on variables that existed in the 2007 skip logic (SEDDAFLG=98). Respondents who only reported abusing sedatives based on the Special Drugs module questions added in 2008 were defined as not abusing sedatives. See Recoded Substance Dependence and Abuse Variable Documentation Appendix for further details.

ABUSESED	Len: 1	SEDATIVE ABUSE - PAST YEAR	Freq	Pct
		0 = No/Unknown (Otherwise)	55260	99.98
		1 = Yes (Any one of above criteria and DEPNDSED=0)	11	0.02

A respondent was defined with abuse of stimulants, ABUSESTM, if the respondent was classified as abusing (see criteria listed above ABUSEALC) stimulants and was routed to the dependence and abuse questions based ONLY on variables that existed in the 2004 skip logic (STMDAFLG=98). Respondents who only reported abusing stimulants based on the Special Drugs module questions added in 2005, 2006, and 2008 were defined as not abusing stimulants. See Recoded Substance Dependence and Abuse Variable Documentation Appendix for further details.

ABUSESTM	Len: 1	STIMULANT ABUSE - PAST YEAR	Freq	Pct
		0 = No/Unknown (Otherwise)	55227	99.92
		1 = Yes (Any one of above criteria and DEPNDSTM=0)	44	0.08

ABUSETRN	Len: 1	TRANQUILIZER ABUSE - PAST YEAR	Freq	Pct
		0 = No/Unknown (Otherwise)	55215	99.90
		1 = Yes (Any one of above criteria and DEPNDTRN=0)	56	0.10

Any illicit drug abuse, ABUSEILL, is defined as abusing (see abuse criteria listed above ABUSEALC) any of the following substances: marijuana (ABUSEMRJ), hallucinogens (ABUSEHAL), inhalants (ABUSEINH), tranquilizers (ABUSETRN), cocaine (ABUSECOC), heroin (ABUSEHER), pain relievers (ABUSEANL), stimulants (ABUSESTM), or sedatives (ABUSESED).

ABUSEILL	Len: 1	ILLCIT DRUG ABUSE - PAST YEAR	Freq	Pct
		0 = No/Unknown (Otherwise)	54606	98.80
		1 = Yes (Any source variable above=1 & DEPNDILL=0)	665	1.20

RECODED SUBSTANCE DEPENDENCE AND ABUSE

Any illicit drug abuse other than marijuana abuse, ABUSEIEM, is defined as abusing (see abuse criteria listed above ABUSEALC) any one of the following illicit drugs: hallucinogens (ABUSEHAL), inhalants (ABUSEINH), tranquilizers (ABUSETRN), cocaine (ABUSECOC), heroin (ABUSEHER), pain relievers (ABUSEANL), stimulants (ABUSESTM), or sedatives (ABUSESED). A respondent's marijuana abuse status is not considered in the creation of this variable.

ABUSEIEM	Len: 1	ILLICIT DRUG OTHER THAN MARIJUANA ABUSE - PST YR	Freq	Pct
		0 = No/Unknown (Otherwise)	55025	99.55
		1 = Yes (Any source variable above=1 & DEPNDIEM=0)	246	0.45

Any illicit drug excluding marijuana abuse, ABUSEXMJ, is defined as not abusing marijuana (ABUSEMRJ=0), but abusing (see abuse criteria listed above ABUSEALC) any one of the following illicit drugs: hallucinogens (ABUSEHAL), inhalants (ABUSEINH), tranquilizers (ABUSETRN), cocaine (ABUSECOC), heroin (ABUSEHER), pain relievers (ABUSEANL), stimulants (ABUSESTM), or sedatives (ABUSESED).

ABUSEXMJ	Len: 1	ILLICIT DRUG EXCLUDING MARIJUANA ABUSE - PST YR	Freq	Pct
		0 = No/Unknown (Otherwise)	55050	99.60
		1 = Yes (Any above var=1 & ABUSEMRJ=0 & DEPNDXMJ=0)	221	0.40

Non-medical prescription psychotherapeutic drug abuse, ABUSEPSY, is defined as abusing (see abuse criteria listed above ABUSEALC) any one of the following drugs: pain relievers (ABUSEANL), tranquilizers (ABUSETRN), stimulants (ABUSESTM), or sedatives (ABUSESED).

ABUSEPSY	Len: 1	NON-MEDICAL PSYCHOTHERAPEUTIC DRUG ABUSE - PST YR	Freq	Pct
		0 = No/Unknown (Otherwise)	55114	99.72
		1 = Yes (Any source variable above=1 & DEPNDPSY=0)	157	0.28

ABILLALC	Len: 1	ILLICIT DRUG OR ALCOHOL ABUSE - PAST YEAR	Freq	Pct
		0 = No/Unknown (ABUSEILL=0 and ABUSEALC=0)	52689	95.33
		1 = Yes (ABUSEILL=1 or ABUSEALC=1)	2582	4.67

ABILANAL	Len: 1	ILLICIT DRUG AND ALCOHOL ABUSE - PAST YEAR	Freq	Pct
		0 = No/Unknown (Otherwise)	55138	99.76
		1 = Yes (ABUSEILL=1 & ABUSEALC=1 & DPILLALC=0)	133	0.24

NOTE: The following variables were created by using a combination of the abuse and dependence variables. Specifications on how the individual abuse and dependence variables were defined can be found on the previous pages and in the Recoded Substance Dependence and Abuse Variable Documentation Appendix.

ABODALC	Len: 1	ALCOHOL ABUSE OR DEPENDENCE - PAST YEAR	Freq	Pct
		0 = No/Unknown (ABUSEALC=0 and DEPNDALC=0)	51371	92.94
		1 = Yes (ABUSEALC=1 or DEPNDALC=1)	3900	7.06

ABODANL	Len: 1	PAIN RELIEVER ABUSE OR DEPENDENCE - PAST YEAR	Freq	Pct
		0 = No/Unknown (ABUSEANL=0 and DEPNDANL=0)	54810	99.17
		1 = Yes (ABUSEANL=1 or DEPNDANL=1)	461	0.83

ABODCOC	Len: 1	COCAINE ABUSE OR DEPENDENCE - PAST YEAR	Freq	Pct
		0 = No/Unknown (ABUSECOC=0 and DEPNDCOC=0)	55089	99.67
		1 = Yes (ABUSECOC=1 or DEPNDCOC=1)	182	0.33

ABODHAL	Len: 1	HALLUCINOGEN ABUSE OR DEPENDENCE - PAST YEAR	Freq	Pct
		0 = No/Unknown (ABUSEHAL=0 and DEPNDHAL=0)	55174	99.82
		1 = Yes (ABUSEHAL=1 or DEPNDHAL=1)	97	0.18

RECODED SUBSTANCE DEPENDENCE AND ABUSE

ABODHER	Len: 1	HEROIN ABUSE OR DEPENDENCE - PAST YEAR		
		0 = No/Unknown (ABUSEHER=0 and DEPNDHER=0)	55118	99.72
		1 = Yes (ABUSEHER=1 or DEPNDHER=1)	153	0.28
ABODINH	Len: 1	INHALANT ABUSE OR DEPENDENCE - PAST YEAR	Freq	Pct
		0 = No/Unknown (ABUSEINH=0 and DEPNDINH=0)	55233	99.93
		1 = Yes (ABUSEINH=1 or DEPNDINH=1)	38	0.07
ABODMRJ	Len: 1	MARIJUANA ABUSE OR DEPENDENCE - PAST YEAR	Freq	Pct
		0 = No/Unknown (ABUSEMRJ=0 and DEPNDMRJ=0)	53891	97.50
		1 = Yes (ABUSEMRJ=1 or DEPNDMRJ=1)	1380	2.50
ABODSED	Len: 1	SEDATIVE ABUSE OR DEPENDENCE - PAST YEAR	Freq	Pct
		0 = No/Unknown (ABUSESED=0 and DEPNDSED=0)	55233	99.93
		1 = Yes (ABUSESED=1 or DEPNDSED=1)	38	0.07
ABODSTM	Len: 1	STIMULANT ABUSE OR DEPENDENCE - PAST YEAR	Freq	Pct
		0 = No/Unknown (ABUSESTM=0 and DEPNDSTM=0)	55134	99.75
		1 = Yes (ABUSESTM=1 or DEPNDSTM=1)	137	0.25
ABODTRN	Len: 1	TRANQUILIZER ABUSE OR DEPENDENCE - PAST YEAR	Freq	Pct
		0 = No/Unknown (ABUSETRN=0 and DEPNDTRN=0)	55148	99.78
		1 = Yes (ABUSETRN=1 or DEPNDTRN=1)	123	0.22
ABODILL	Len: 1	ILLCIT DRUG ABUSE OR DEPENDENCE - PAST YEAR	Freq	Pct
		0 = No/Unknown (ABUSEILL=0 and DEPNDILL=0)	53226	96.30
		1 = Yes (ABUSEILL=1 or DEPNDILL=1)	2045	3.70
ABODIEM	Len: 1	ILLCIT DRUG OTHER THAN MRJ ABUSE OR DEP - PST YR	Freq	Pct
		0 = No/Unknown (ABUSEIEM=0 and DEPNDIEM=0)	54381	98.39
		1 = Yes (ABUSEIEM=1 or DEPNDIEM=1)	890	1.61
ABODPSY	Len: 1	PSYCHOTHERAPEUTIC ABUSE OR DEPENDENCE - PAST YEAR	Freq	Pct
		0 = No/Unknown (ABUSEPSY=0 and DEPNDPSY=0)	54656	98.89
		1 = Yes (ABUSEPSY=1 or DEPNDPSY=1)	615	1.11
ABODILAL	Len: 1	ILLCIT DRUG OR ALCOHOL ABUSE OR DEP - PST YR	Freq	Pct
		0 = No/Unknown (ABILLALC=0 and DPILLALC=0)	50056	90.56
		1 = Yes (ABILLALC=1 or DPILLALC=1)	5215	9.44
ABDILAAL	Len: 1	ILLCIT DRUG AND ALCOHOL ABUSE OR DEP - PST YR	Freq	Pct
		0 = No/Unknown (ABODILL=0 or ABODALC=0)	54541	98.68
		1 = Yes (ABODILL=1 and ABODALC=1)	730	1.32

SPECIAL TOPICS

The values in the section may be inconsistent with values from the core section(s). Items in this section were edited when respondents legitimately skipped out of these items based on prior answers in the core section(s). Otherwise, non-core items generally were not edited to make them consistent with core items, and core items were not edited to make them consistent with non-core items. This note applies to variables in this section marked by a ¹.

The next questions are about encounters with the police or the court system.

Not counting minor traffic violations, have you ever been arrested and booked for breaking the law?

Being "booked" means that you were taken into custody and processed by the police or by someone connected with the courts, even if you were then released.

BOOKED¹	Len: 2	EVER ARRESTED AND BOOKED FOR BREAKING THE LAW	Freq	Pct
		1 = Yes	8167	14.78
		2 = No	46555	84.23
		3 = Yes LOGICALLY ASSIGNED	366	0.66
		85 = BAD DATA Logically assigned	1	0.00
		94 = DON'T KNOW	54	0.10
		97 = REFUSED	118	0.21
		98 = BLANK (NO ANSWER)	10	0.02

Not counting minor traffic violations, how many times during the past 12 months have you been arrested and booked for breaking a law?

NOBOOKY2¹	Len: 3	# TIMES ARRESTED AND BOOKED PAST 12 MONTHS	Freq	Pct
		0 = None	6489	11.74
		1 = One time	1206	2.18
		2 = Two times	251	0.45
		3 = Three or more times	151	0.27
		985 = BAD DATA Logically assigned	1	0.00
		994 = DON'T KNOW	40	0.07
		997 = REFUSED	148	0.27
		998 = BLANK (NO ANSWER)	430	0.78
		999 = LEGITIMATE SKIP (BOOKED=2)	46555	84.23

The next questions are about offenses that are against the law. As you read each question, please answer whether you were arrested and booked for that offense during the past 12 months.

In the past 12 months, were you arrested and booked for motor vehicle theft?

BKMVTHFT¹	Len: 2	ARRSTD & BOOKED FOR MOT VEH THEFT PAST 12 MONTHS	Freq	Pct
		1 = Yes	36	0.07
		2 = No	1632	2.95
		85 = BAD DATA Logically assigned	5	0.01
		89 = LEGITIMATE SKIP Logically assigned	313	0.57
		94 = DON'T KNOW	3	0.01
		97 = REFUSED	121	0.22
		98 = BLANK (NO ANSWER)	430	0.78
		99 = LEGITIMATE SKIP	52731	95.40

In the past 12 months, were you arrested and booked for larceny or theft? Do not include motor vehicle theft.

BKLARCNY¹	Len: 2	ARRSTD & BOOKED FOR LARCENY/THEFT PAST 12 MONTHS	Freq	Pct
		1 = Yes	200	0.36
		2 = No	1450	2.62
		3 = Yes LOGICALLY ASSIGNED	16	0.03
		85 = BAD DATA Logically assigned	5	0.01
		89 = LEGITIMATE SKIP Logically assigned	313	0.57
		94 = DON'T KNOW	4	0.01
		97 = REFUSED	122	0.22
		98 = BLANK (NO ANSWER)	430	0.78
		99 = LEGITIMATE SKIP	52731	95.40

SPECIAL TOPICS

In the past 12 months, were you arrested and booked for burglary or breaking and entering?

BKBURGL¹	Len: 2	ARRSTD & BOOKED FOR BURGLARY/B & E PAST 12 MOS	Freq	Pct
	1 = Yes		85	0.15
	2 = No.....		1577	2.85
	3 = Yes LOGICALLY ASSIGNED.....		4	0.01
	85 = BAD DATA Logically assigned.....		5	0.01
	89 = LEGITIMATE SKIP Logically assigned.....		313	0.57
	94 = DON'T KNOW.....		4	0.01
	97 = REFUSED		122	0.22
	98 = BLANK (NO ANSWER).....		430	0.78
	99 = LEGITIMATE SKIP		52731	95.40

NOTE: BKSRIOL was created from answers to the following questions:

In the past 12 months, were you arrested and booked for aggravated assault?

In the past 12 months, were you arrested and booked for forcible rape?

In the past 12 months, were you arrested and booked for murder, homicide, or nonnegligent manslaughter?

BKSRIOL¹	Len: 2	ARRSTD & BOOKED SERIOUS VIOL OFFENSE PST 12 MOS	Freq	Pct
	1 = Yes		132	0.24
	2 = No.....		1532	2.77
	3 = Yes LOGICALLY ASSIGNED.....		3	0.01
	85 = BAD DATA Logically assigned.....		5	0.01
	89 = LEGITIMATE SKIP Logically assigned.....		313	0.57
	94 = DON'T KNOW.....		4	0.01
	97 = REFUSED		121	0.22
	98 = BLANK (NO ANSWER).....		430	0.78
	99 = LEGITIMATE SKIP		52731	95.40

In the past 12 months, were you arrested and booked for other assault, such as simple assault or battery?

BKSMASLT¹	Len: 2	ARRSTD & BOOKED FOR OTHER ASSAULT PAST 12 MONTHS	Freq	Pct
	1 = Yes		231	0.42
	2 = No.....		1410	2.55
	3 = Yes LOGICALLY ASSIGNED.....		26	0.05
	85 = BAD DATA Logically assigned.....		5	0.01
	89 = LEGITIMATE SKIP Logically assigned.....		313	0.57
	94 = DON'T KNOW.....		4	0.01
	97 = REFUSED		121	0.22
	98 = BLANK (NO ANSWER).....		430	0.78
	99 = LEGITIMATE SKIP		52731	95.40

In the past 12 months, were you arrested and booked for robbery?

BKROB¹	Len: 2	ARRSTD & BOOKED FOR ROBBERY PAST 12 MONTHS	Freq	Pct
	1 = Yes		48	0.09
	2 = No.....		1619	2.93
	3 = Yes LOGICALLY ASSIGNED.....		1	0.00
	85 = BAD DATA Logically assigned.....		5	0.01
	89 = LEGITIMATE SKIP Logically assigned.....		313	0.57
	94 = DON'T KNOW.....		3	0.01
	97 = REFUSED		121	0.22
	98 = BLANK (NO ANSWER).....		430	0.78
	99 = LEGITIMATE SKIP		52731	95.40

SPECIAL TOPICS

In the past 12 months, were you arrested and booked for arson?

BKARSON¹	Len: 2	ARRSTD & BOOKED FOR ARSON PAST 12 MONTHS	Freq	Pct
		1 = Yes	8	0.01
		2 = No.....	1660	3.00
		85 = BAD DATA Logically assigned	5	0.01
		89 = LEGITIMATE SKIP Logically assigned.....	313	0.57
		94 = DON'T KNOW.....	2	0.00
		97 = REFUSED	122	0.22
		98 = BLANK (NO ANSWER).....	430	0.78
		99 = LEGITIMATE SKIP	52731	95.40

In the past 12 months, were you arrested and booked for driving under the influence of alcohol or drugs?

BKDRVIN¹	Len: 2	ARRSTD & BOOKED FOR DUI PAST 12 MONTHS	Freq	Pct
		1 = Yes	300	0.54
		2 = No.....	1356	2.45
		3 = Yes LOGICALLY ASSIGNED.....	11	0.02
		85 = BAD DATA Logically assigned	5	0.01
		89 = LEGITIMATE SKIP Logically assigned.....	313	0.57
		94 = DON'T KNOW.....	2	0.00
		97 = REFUSED	123	0.22
		98 = BLANK (NO ANSWER).....	430	0.78
		99 = LEGITIMATE SKIP	52731	95.40

In the past 12 months, were you arrested and booked for drunkenness or other liquor law violations?

BKDRUNK¹	Len: 2	ARRSTD & BOOKED FOR DRUNKENNESS PAST 12 MONTHS	Freq	Pct
		1 = Yes	235	0.43
		2 = No.....	1423	2.57
		3 = Yes LOGICALLY ASSIGNED.....	10	0.02
		85 = BAD DATA Logically assigned	5	0.01
		89 = LEGITIMATE SKIP Logically assigned.....	313	0.57
		94 = DON'T KNOW.....	2	0.00
		97 = REFUSED	122	0.22
		98 = BLANK (NO ANSWER).....	430	0.78
		99 = LEGITIMATE SKIP	52731	95.40

In the past 12 months, were you arrested and booked for possession of tobacco?

BKPOSTOB¹	Len: 2	ARRSTD & BOOKED FOR POSSES OF TOB PAST 12 MOS	Freq	Pct
		1 = Yes	17	0.03
		2 = No.....	272	0.49
		85 = BAD DATA Logically assigned	1	0.00
		89 = LEGITIMATE SKIP Logically assigned.....	12	0.02
		97 = REFUSED	17	0.03
		98 = BLANK (NO ANSWER).....	185	0.33
		99 = LEGITIMATE SKIP	54767	99.09

In the past 12 months, were you arrested and booked for possession, manufacture, or sale of drugs?

BKDRUG¹	Len: 2	ARRSTD & BOOKED FOR POSSES/SALE DRUGS PAST 12 MOS	Freq	Pct
		1 = Yes	276	0.50
		2 = No.....	1378	2.49
		3 = Yes LOGICALLY ASSIGNED.....	15	0.03
		85 = BAD DATA Logically assigned	5	0.01
		89 = LEGITIMATE SKIP Logically assigned.....	313	0.57
		94 = DON'T KNOW.....	2	0.00
		97 = REFUSED	121	0.22
		98 = BLANK (NO ANSWER).....	430	0.78
		99 = LEGITIMATE SKIP	52731	95.40

SPECIAL TOPICS

NOTE: BKSEXNR was created from answers to the following questions:

In the past 12 months, were you arrested and booked for prostitution or commercialized sex?

In the past 12 months, were you arrested and booked for any other sexual offense, not including rape or prostitution?

BKSEXNR¹	Len: 2	ARRSTD & BOOKED SEX OFFENSE EXCL RAPE PST 12 MOS	Freq	Pct
		1 = Yes	23	0.04
		2 = No.....	1643	2.97
		3 = Yes LOGICALLY ASSIGNED.....	1	0.00
		85 = BAD DATA Logically assigned.....	5	0.01
		89 = LEGITIMATE SKIP Logically assigned.....	313	0.57
		94 = DON'T KNOW.....	1	0.00
		97 = REFUSED	124	0.22
		98 = BLANK (NO ANSWER).....	430	0.78
		99 = LEGITIMATE SKIP	52731	95.40

In the past 12 months, were you arrested and booked for fraud, possessing stolen goods, or vandalism?

BKFRAUD¹	Len: 2	ARRSTD & BOOKED FOR FRAUD/STOL GOODS PAST 12 MOS	Freq	Pct
		1 = Yes	81	0.15
		2 = No.....	1570	2.84
		3 = Yes LOGICALLY ASSIGNED.....	17	0.03
		85 = BAD DATA Logically assigned.....	5	0.01
		89 = LEGITIMATE SKIP Logically assigned.....	313	0.57
		94 = DON'T KNOW.....	1	0.00
		97 = REFUSED	123	0.22
		98 = BLANK (NO ANSWER).....	430	0.78
		99 = LEGITIMATE SKIP	52731	95.40

NOTE: For the variable BKOTH, a code of 3 indicates that respondents did not originally answer "yes" to any of the questions about specific offenses for which they were arrested/booked in the past 12 months, including the question about "some other offense." However, these respondents subsequently specified a valid response for an offense in the past 12 months. A code of 5 in BKOTH indicates that respondents reported being arrested/booked at least once in the past 12 months but did not indicate at least one offense for which they were arrested in that period.

In the past 12 months, were you arrested and booked for some other offense besides these that have been named? Please do not include minor traffic violations.

BKOTH¹	Len: 2	ARRSTD & BOOKED FOR SOME OTHER OFF PAST 12 MOS	Freq	Pct
		1 = Yes	370	0.67
		2 = No.....	1079	1.95
		3 = Yes LOGICALLY ASSIGNED.....	101	0.18
		5 = Offense unknown.....	118	0.21
		85 = BAD DATA Logically assigned.....	4	0.01
		89 = LEGITIMATE SKIP Logically assigned.....	313	0.57
		94 = DON'T KNOW.....	1	0.00
		97 = REFUSED	124	0.22
		98 = BLANK (NO ANSWER).....	430	0.78
		99 = LEGITIMATE SKIP	52731	95.40

SPECIAL TOPICS

BKOTHOF2¹	Len: 2	OTHER OFFENSE PAST 12 MONTHS - SPECIFY	Freq	Pct
	2 =	Larceny or theft.....	21	0.04
	3 =	Burglary or breaking and entering.....	4	0.01
	5 =	Other assault, such as simple assault or battery.....	33	0.06
	6 =	Robbery.....	1	0.00
	10 =	Driving under the influence of alcohol or drugs.....	12	0.02
	11 =	Drunkenness or other liquor law violation.....	14	0.03
	13 =	Possession, manufacture, or sale of drugs.....	18	0.03
	16 =	Fraud, possessing stolen goods, vandalism.....	18	0.03
	17 =	Some other offense.....	8	0.01
	18 =	Weapons law violations.....	12	0.02
	19 =	Counterfeiting/Forgery.....	3	0.01
	20 =	Viol of court order/probation/parole, perjury.....	66	0.12
	21 =	Disorderly conduct.....	33	0.06
	22 =	Juvenile status offenses.....	4	0.01
	23 =	All oth offns: crimes agnst persons/prprty/society.....	9	0.02
	24 =	Traffic violations.....	63	0.11
	25 =	Bad checks.....	4	0.01
	26 =	Curfew/loitering/vagrancy violations.....	15	0.03
	27 =	Trespass of real property.....	19	0.03
	28 =	Runaway.....	8	0.01
	29 =	Family offenses, nonviolent.....	8	0.01
	31 =	Intimidation.....	7	0.01
	36 =	Possession of drug paraphernalia.....	4	0.01
	38 =	Evading/hindering/obstructing police.....	21	0.04
	39 =	False report/statement/alarm.....	4	0.01
	45 =	Child endangermnt/neglect/abandomnt; abuse unspcfd.....	7	0.01
	46 =	Theft of/nonpayment for services.....	5	0.01
	47 =	Harassment; intimidation not specified.....	9	0.02
	85 =	BAD DATA Logically assigned.....	47	0.09
	94 =	DON'T KNOW.....	14	0.03
	97 =	REFUSED.....	140	0.25
	98 =	BLANK (NO ANSWER).....	517	0.94
	99 =	LEGITIMATE SKIP.....	54123	97.92

Were you on probation at any time during the past 12 months?

PROBATON¹	Len: 2	ON PROBATION AT ANY TIME PAST 12 MONTHS	Freq	Pct
	1 =	Yes.....	1419	2.57
	2 =	No.....	53662	97.09
	85 =	BAD DATA Logically assigned.....	1	0.00
	94 =	DON'T KNOW.....	102	0.18
	97 =	REFUSED.....	76	0.14
	98 =	BLANK (NO ANSWER).....	11	0.02

Were you on parole, supervised release, or other conditional release from prison at any time during the past 12 months?

PAROLREL¹	Len: 2	ON PAROLE/SUPRV RELEASE PAST 12 MONTHS	Freq	Pct
	1 =	Yes.....	431	0.78
	2 =	No.....	54703	98.97
	85 =	BAD DATA Logically assigned.....	1	0.00
	94 =	DON'T KNOW.....	55	0.10
	97 =	REFUSED.....	70	0.13
	98 =	BLANK (NO ANSWER).....	11	0.02

SPECIAL TOPICS

NOTE: The variables DRVALDR, DRVAONLY, and DRVDONLY take into account data from the methamphetamine questions that were added to the Special Drugs module in 2005.

During the past 12 months, have you driven a vehicle while you were under the influence of a combination of alcohol and illegal drugs used together?

DRVALDR¹	Len: 2	DROVE UNDER INFLU OF ALC & ILL DRUGS PAST 12 MOS	Freq	Pct
	1 = Yes		1601	2.90
	2 = No.....		8584	15.53
	81 = NEVER USED ALCOHOL OR DRUGS Logically assigned.....		32	0.06
	85 = BAD DATA Logically assigned.....		4	0.01
	89 = LEGITIMATE SKIP Logically assigned.....		14	0.03
	91 = NEVER USED ALCOHOL OR DRUGS.....		12629	22.85
	94 = DON'T KNOW.....		5	0.01
	97 = REFUSED		10	0.02
	98 = BLANK (NO ANSWER).....		361	0.65
	99 = LEGITIMATE SKIP		32031	57.95

During the past 12 months, have you driven a vehicle while you were under the influence of alcohol/alcohol only?

DRVAONLY¹	Len: 2	DROVE UNDER INFLU OF ALC/ALC ONLY PST 12 MOS	Freq	Pct
	1 = Yes		5422	9.81
	2 = No.....		28723	51.97
	81 = NEVER USED ALCOHOL OR DRUGS Logically assigned.....		32	0.06
	85 = BAD DATA Logically assigned.....		2	0.00
	91 = NEVER USED ALCOHOL OR DRUGS.....		12629	22.85
	94 = DON'T KNOW.....		10	0.02
	97 = REFUSED		31	0.06
	98 = BLANK (NO ANSWER).....		239	0.43
	99 = LEGITIMATE SKIP		8183	14.81

During the past 12 months, have you driven a vehicle while you were under the influence of illegal drugs/ illegal drugs only?

DRVDONLY¹	Len: 2	DROVE UNDER INFLU OF DRUGS/DRUGS ONLY PST 12 MOS	Freq	Pct
	1 = Yes		2249	4.07
	2 = No.....		9427	17.06
	81 = NEVER USED ALCOHOL OR DRUGS Logically assigned.....		32	0.06
	85 = BAD DATA Logically assigned.....		7	0.01
	89 = LEGITIMATE SKIP Logically assigned.....		21	0.04
	91 = NEVER USED ALCOHOL OR DRUGS.....		12629	22.85
	94 = DON'T KNOW.....		5	0.01
	97 = REFUSED		15	0.03
	98 = BLANK (NO ANSWER).....		859	1.55
	99 = LEGITIMATE SKIP		30027	54.33

NOTE: DRVFLAG identifies those respondents (Rs) who were routed to the questions corresponding to DRVALDR or DRVDONLY (or both) solely because they reported use of methamphetamine (from MTHAREC), Adderall (from ADDEREC), Ambien (from AMBIREC), or hallucinogens (from KETAREC, TRYPREC, or SALVREC) in the past year in the SPECIAL DRUGS module. DRVFLAG was coded as 5 if the only indication of past year use came from MTHAREC through SALVREC and Rs reported past year use for more than one of these drugs. Rs for whom DRVFLAG had values of 1 through 5 were not counted in the creation of the RECODED SPECIAL TOPICS variables pertaining to substance use and driving, for consistency with how substance use and driving variables were created prior to the changes in logic that asked these questions of these additional noncore past year users.

DRVFLAG¹	Len: 2	ONLY PAST YEAR USER FROM NONCORE SPECIAL DRUGS	Freq	Pct
	1 = Only methamphet user from Special Drugs (see note)		9	0.02
	2 = Only past yr Adderall user (from ADDEREC)		114	0.21
	3 = Only past yr Ambien user (from AMBIREC)		60	0.11
	4 = Only past yr halluc from Special Drugs (see note).....		8	0.01
	5 = >1 pst yr drug from Special Drugs (see note).....		6	0.01
	98 = BLANK (NO ANSWER).....		55074	99.64

SPECIAL TOPICS

NOTE: MXMJPNLT is a renamed version of the variable MXMJPENL from prior years. In 2006 a new level (6 - No penalty) was added to the answer categories. Therefore, data from the previous variable MXMJPENL may not be comparable to data from the current variable MXMJPNLT.

What is the maximum legal penalty in [STATE FILL FROM FIPE4] for first offense possession of an ounce or less of marijuana for your own use?

MXMJPNLT ¹	Len: 2	MAX PENALTY FOR 1ST MJ POSS < OUNCE IN YOUR STATE	Freq	Pct
1	=	A fine	12812	23.18
2	=	Probation	7146	12.93
3	=	Community service	2950	5.34
4	=	Possible prison sentence	10751	19.45
5	=	Mandatory prison sentence	2329	4.21
6	=	No penalty	2338	4.23
85	=	BAD DATA Logically assigned	33	0.06
94	=	DON'T KNOW	16586	30.01
97	=	REFUSED	315	0.57
98	=	BLANK (NO ANSWER)	11	0.02

RECODED SPECIAL TOPICS

RECODED SPECIAL TOPICS

NOTE: The variables in this section are recoded variables that were created from one or more of the edited variables from the preceding section.

NOTE: Certain source variables that were used to create recoded variables have valid values that might not have been reported or assigned for the current survey year. However, these values have been included in the general specifications in the codebook on how the recoded variables were created. See additional details about this issue in the Organization of the Data File section of this codebook introduction.

DRIVALC2	Len: 1	DROVE VEHICLE WHILE UNDER INFLUENCE OF ALCOHOL PY	Freq	Pct
		1 = Yes (DRVALDR=1 or DRVAONLY=1).....	5687	10.29
		2 = No (DRVALDR=2,89,99 and DRVAONLY=2).....	28188	51.00
		3 = Unknown (Otherwise)	552	1.00
		4 = Never/No Use (DRVALDR and DRVAONLY=81,89,91,99)	20844	37.71

DRIVDRG2	Len: 1	DROVE VEHICLE UNDER INFLUENCE OF ILLICIT DRUGS PY	Freq	Pct
		1 = Yes (DRVFLAG=98 & {DRVALDR=1 or DRVDONLY=1})	2753	4.98
		2 = No (DRVFLAG<=5 or {DRVALDR=2,89,99 & DRVDONLY=2})	8897	16.10
		3 = Unknown (Otherwise)	912	1.65
		4 = Never/No Use (DRVALDR and DRVDONLY=81,89,91,99)	42709	77.27

DRIVALD2	Len: 1	DROVE VEHICLE UNDER INFLUENCE OF ALC/ILL DRUGS PY	Freq	Pct
		1 = Yes (DRIVALC2=1 or DRIVDRG2=1)	6571	11.89
		2 = No (Otherwise).....	28770	52.05
		3 = Unknown (DRIVALC2=3 or DRIVDRG2=3).....	1083	1.96
		4 = Never/No Use (DRIVALC2=4 and DRIVDRG2=4).....	18847	34.10

PAROL	Len: 1	PAROLE/SUPERVISED RELEASE STATUS IN THE PAST YEAR	Freq	Pct
		. = Unknown Parole/Supervised Rel Status (Otherwise).....	137	0.25
		1 = On Parole/Supervised Release (PAROLREL=1)	431	0.78
		2 = Not on Parole/Supervised Release (PAROLREL=2)	54703	98.97

PROB	Len: 1	PROBATION STATUS IN THE PAST YEAR	Freq	Pct
		. = Unknown Probation Status (Otherwise)	190	0.34
		1 = On Probation (PROBATON=1)	1419	2.57
		2 = Not on Probation (PROBATON=2).....	53662	97.09

MARIJUANA PURCHASES

MARIJUANA PURCHASES

The values in the section may be inconsistent with values from the core section(s). Items in this section were edited when respondents legitimately skipped out of these items based on prior answers in the core section(s). Otherwise, non-core items generally were not edited to make them consistent with core items, and core items were not edited to make them consistent with non-core items. This note applies to variables in this section marked by a ¹.

Now think about the last time you used marijuana. How did you get this marijuana?

MMGETMJ¹	Len: 2	HOW DID YOU GET LAST MARIJUANA USED	Freq	Pct
		1 = You bought it	4499	8.14
		2 = You traded something else for it.....	103	0.19
		3 = You got it for free or shared someone else's	4704	8.51
		4 = You grew it yourself	97	0.18
		85 = BAD DATA Logically assigned	2	0.00
		91 = NEVER USED MARIJUANA	31783	57.50
		93 = DID NOT USE MARIJUANA IN THE PAST 12 MOS.....	13762	24.90
		94 = DON'T KNOW.....	38	0.07
		97 = REFUSED	108	0.20
		98 = BLANK (NO ANSWER).....	175	0.32

How long has it been since you last bought any marijuana?

MMBTREC1¹	Len: 2	TIME SINCE YOU LAST BOUGHT MARIJUANA	Freq	Pct
		1 = Within past 30 days -- that is, since [DATEFILL]	2787	5.04
		2 = More than 30 days ago, but within the past 12 mos.....	1306	2.36
		3 = More than 12 months ago	385	0.70
		85 = BAD DATA Logically assigned	1	0.00
		91 = NEVER USED MARIJUANA	31783	57.50
		93 = DID NOT USE MARIJUANA IN THE PAST 12 MOS.....	13762	24.90
		94 = DON'T KNOW.....	5	0.01
		97 = REFUSED	80	0.14
		98 = BLANK (NO ANSWER).....	245	0.44
		99 = LEGITIMATE SKIP	4917	8.90

During the past 12 months, that is, since [DATEFILL], did you buy any marijuana?

MMBTPYR¹	Len: 2	BOUGHT MARIJUANA PAST 12 MONTHS	Freq	Pct
		1 = Yes	1293	2.34
		2 = No.....	3677	6.65
		85 = BAD DATA Logically assigned	1	0.00
		91 = NEVER USED MARIJUANA	31783	57.50
		93 = DID NOT USE MARIJUANA IN THE PAST 12 MOS.....	13762	24.90
		94 = DON'T KNOW.....	11	0.02
		97 = REFUSED	69	0.12
		98 = BLANK (NO ANSWER).....	176	0.32
		99 = LEGITIMATE SKIP	4499	8.14

How long has it been since you last bought any marijuana?

MMBTREC2¹	Len: 2	TIME SINCE YOU LAST BOUGHT MARIJUANA	Freq	Pct
		1 = Within past 30 days -- that is, since [DATEFILL]	480	0.87
		2 = More than 30 days ago, but within the past 12 mos.....	808	1.46
		91 = NEVER USED MARIJUANA	31783	57.50
		93 = DID NOT USE MARIJUANA IN THE PAST 12 MOS.....	13762	24.90
		94 = DON'T KNOW.....	1	0.00
		97 = REFUSED	68	0.12
		98 = BLANK (NO ANSWER).....	193	0.35
		99 = LEGITIMATE SKIP	8176	14.79

MARIJUANA PURCHASES

During the past 30 days, that is, since [DATEFILL], on how many days did you buy marijuana?

MMBT30DY¹	Len: 2	# DAYS BOUGHT MARIJUANA PAST 30 DAYS	Freq	Pct
		RANGE = 1 - 30.....	3233	5.85
		85 = BAD DATA Logically assigned.....	1	0.00
		91 = NEVER USED MARIJUANA.....	31783	57.50
		93 = DID NOT USE MARIJUANA IN THE PAST 12 MOS.....	13762	24.90
		94 = DON'T KNOW.....	28	0.05
		97 = REFUSED.....	86	0.16
		98 = BLANK (NO ANSWER).....	202	0.37
		99 = LEGITIMATE SKIP.....	6176	11.17

Think about the last time you bought marijuana. Did you buy marijuana that had already been rolled into joints or did you buy the marijuana in loose form?

MMJNTLOO¹	Len: 2	LAST MARIJUANA BOUGHT IN JOINTS OR LOOSE	Freq	Pct
		1 = You bought joints.....	204	0.37
		2 = You bought the marijuana in loose form.....	5546	10.03
		85 = BAD DATA Logically assigned.....	1	0.00
		91 = NEVER USED MARIJUANA.....	31783	57.50
		93 = DID NOT USE MARIJUANA IN THE PAST 12 MOS.....	13762	24.90
		94 = DON'T KNOW.....	4	0.01
		97 = REFUSED.....	97	0.18
		98 = BLANK (NO ANSWER).....	256	0.46
		99 = LEGITIMATE SKIP.....	3618	6.55

How many joints did you buy the last time you bought marijuana?

MMJNTNUM¹	Len: 3	# MARIJUANA JOINTS BOUGHT LAST TIME	Freq	Pct
		RANGE = 1 - 110.....	202	0.37
		985 = BAD DATA Logically assigned.....	1	0.00
		991 = NEVER USED MARIJUANA.....	31783	57.50
		993 = DID NOT USE MARIJUANA IN THE PAST 12 MOS.....	13762	24.90
		994 = DON'T KNOW.....	2	0.00
		997 = REFUSED.....	97	0.18
		998 = BLANK (NO ANSWER).....	260	0.47
		999 = LEGITIMATE SKIP.....	9164	16.58

How much did you pay for the joints/joint you bought this last time?

MMJNPCTB¹	Len: 2	AMOUNT PAID FOR LAST MARIJUANA JOINTS BOUGHT	Freq	Pct
		1 = Less than \$5.00.....	65	0.12
		2 = \$5.00 to \$10.99.....	76	0.14
		3 = \$11.00 to \$20.99.....	34	0.06
		4 = \$21.00 to \$50.99.....	17	0.03
		5 = \$51.00 to \$100.99.....	6	0.01
		6 = \$101.00 to \$150.99.....	1	0.00
		7 = \$151.00 to \$200.99.....	2	0.00
		8 = \$201.00 to \$250.99.....	1	0.00
		85 = BAD DATA Logically assigned.....	1	0.00
		91 = NEVER USED MARIJUANA.....	31783	57.50
		93 = DID NOT USE MARIJUANA IN THE PAST 12 MOS.....	13762	24.90
		94 = DON'T KNOW.....	2	0.00
		97 = REFUSED.....	97	0.18
		98 = BLANK (NO ANSWER).....	260	0.47
		99 = LEGITIMATE SKIP.....	9164	16.58

MARIJUANA PURCHASES

More specifically, which of these categories includes the price you paid for the joint/joints you bought this last time?

MMJNPCAT ¹	Len: 3	PRICE CATEGORY OF LAST MARIJUANA JOINTS BOUGHT	Freq	Pct
		1 = Less than \$5.00	65	0.12
		2 = \$5.00 to \$10.99.....	76	0.14
		3 = \$11.00 to \$20.99.....	34	0.06
		41 = \$21.00 to \$30.99.....	9	0.02
		42 = \$31.00 to \$40.99.....	5	0.01
		43 = \$41.00 to \$50.99.....	3	0.01
		51 = \$51.00 to \$60.99.....	5	0.01
		55 = \$91.00 to \$100.99.....	1	0.00
		61 = \$101.00 to \$110.99.....	1	0.00
		70 = \$151.00 to \$200.99.....	2	0.00
		80 = \$201.00 to \$250.99.....	1	0.00
		985 = BAD DATA Logically assigned	1	0.00
		991 = NEVER USED MARIJUANA	31783	57.50
		993 = DID NOT USE MARIJUANA IN THE PAST 12 MOS.....	13762	24.90
		994 = DON'T KNOW.....	2	0.00
		997 = REFUSED	97	0.18
		998 = BLANK (NO ANSWER).....	260	0.47
		999 = LEGITIMATE SKIP	9164	16.58

Now we want to know how much marijuana you bought the last time you bought marijuana.

Do you want to give your answer in grams, ounces, or pounds?

MMLSUNIT ¹	Len: 2	AMT OF MARIJUANA BOUGHT LAST TIME: GRMS,OZ,LBS	Freq	Pct
		1 = Grams.....	4272	7.73
		2 = Ounces	1093	1.98
		3 = Pounds	58	0.10
		91 = NEVER USED MARIJUANA	31783	57.50
		93 = DID NOT USE MARIJUANA IN THE PAST 12 MOS.....	13762	24.90
		94 = DON'T KNOW.....	65	0.12
		97 = REFUSED	155	0.28
		98 = BLANK (NO ANSWER).....	261	0.47
		99 = LEGITIMATE SKIP	3822	6.92

The last time you bought marijuana, how many grams did you buy?

MMLSGMS ¹	Len: 2	AMT OF MARIJUANA BOUGHT LAST TIME - GRAMS	Freq	Pct
		1 = At least 1 but less than 5 grams	2922	5.29
		2 = At least 5 but less than 10 grams	1037	1.88
		3 = 10 grams or more	286	0.52
		91 = NEVER USED MARIJUANA	31783	57.50
		93 = DID NOT USE MARIJUANA IN THE PAST 12 MOS.....	13762	24.90
		94 = DON'T KNOW.....	20	0.04
		97 = REFUSED	162	0.29
		98 = BLANK (NO ANSWER).....	326	0.59
		99 = LEGITIMATE SKIP	4973	9.00

How many grams of marijuana did you buy?

MMLS10GM ¹	Len: 3	AMT OF MARIJUANA BOUGHT LAST TIME - OVER 10 GRAMS	Freq	Pct
		RANGE = 10 - 99.....	276	0.50
		991 = NEVER USED MARIJUANA	31783	57.50
		993 = DID NOT USE MARIJUANA IN THE PAST 12 MOS.....	13762	24.90
		994 = DON'T KNOW.....	6	0.01
		997 = REFUSED	166	0.30
		998 = BLANK (NO ANSWER).....	346	0.63
		999 = LEGITIMATE SKIP	8932	16.16

MARIJUANA PURCHASES

The last time you bought marijuana, how many ounces did you buy?

MMLSOZS¹	Len: 2	AMT OF MARIJUANA BOUGHT LAST TIME - OUNCES	Freq	Pct
		1 = At least 1/8, but less than 1/4 of an ounce.....	271	0.49
		2 = At least 1/4 but less than 1/3 of an ounce.....	157	0.28
		3 = At least 1/3 but less than 1/2 of an ounce.....	47	0.09
		4 = At least 1/2 but less than 1 ounce	234	0.42
		5 = At least 1 but less than 5 ounces	330	0.60
		6 = At least 5 but less than 10 ounces	21	0.04
		7 = At least 10 but less than 16 ounces.....	23	0.04
		91 = NEVER USED MARIJUANA	31783	57.50
		93 = DID NOT USE MARIJUANA IN THE PAST 12 MOS.....	13762	24.90
		94 = DON'T KNOW.....	6	0.01
		97 = REFUSED	159	0.29
		98 = BLANK (NO ANSWER).....	326	0.59
		99 = LEGITIMATE SKIP	8152	14.75

The last time you bought marijuana, how many pounds did you buy?

MMLSLBS¹	Len: 2	AMT OF MARIJUANA BOUGHT LAST TIME - POUNDS	Freq	Pct
		1 = At least 1 but less than 2 pounds	29	0.05
		2 = At least 2 but less than 3 pounds	11	0.02
		3 = At least 3 but less than 4 pounds	2	0.00
		4 = At least 4 but less than 5 pounds	4	0.01
		5 = 5 or more pounds.....	11	0.02
		91 = NEVER USED MARIJUANA	31783	57.50
		93 = DID NOT USE MARIJUANA IN THE PAST 12 MOS.....	13762	24.90
		94 = DON'T KNOW.....	1	0.00
		97 = REFUSED	155	0.28
		98 = BLANK (NO ANSWER).....	326	0.59
		99 = LEGITIMATE SKIP	9187	16.62

How many pounds of marijuana did you buy?

MMLS5LBS¹	Len: 3	AMT OF MARIJUANA BOUGHT LAST TIME - OVER 5 POUNDS	Freq	Pct
		RANGE = 5 - 60.....	11	0.02
		991 = NEVER USED MARIJUANA	31783	57.50
		993 = DID NOT USE MARIJUANA IN THE PAST 12 MOS.....	13762	24.90
		997 = REFUSED	155	0.28
		998 = BLANK (NO ANSWER).....	327	0.59
		999 = LEGITIMATE SKIP	9233	16.70

How much did you pay for the marijuana you bought this last time?

MMLSPCTB¹	Len: 2	AMOUNT PAID FOR MARIJUANA BOUGHT LAST TIME	Freq	Pct
		1 = Less than \$5.00	228	0.41
		2 = \$5.00 to \$10.99.....	851	1.54
		3 = \$11.00 to \$20.99.....	1261	2.28
		4 = \$21.00 to \$50.99.....	1591	2.88
		5 = \$51.00 to \$100.99.....	811	1.47
		6 = \$101.00 to \$150.99.....	254	0.46
		7 = \$151.00 to \$200.99.....	157	0.28
		8 = \$201.00 to \$250.99.....	91	0.16
		9 = \$251.00 to \$300.99.....	59	0.11
		10 = \$301.00 to \$500.99.....	71	0.13
		11 = \$501.00 to \$1000.99.....	43	0.08
		12 = More than \$1000.99.....	28	0.05
		91 = NEVER USED MARIJUANA	31783	57.50
		93 = DID NOT USE MARIJUANA IN THE PAST 12 MOS.....	13762	24.90
		94 = DON'T KNOW.....	41	0.07
		97 = REFUSED	157	0.28
		98 = BLANK (NO ANSWER).....	261	0.47
		99 = LEGITIMATE SKIP	3822	6.92

MARIJUANA PURCHASES

More specifically, which of these categories includes the price you paid for the marijuana you bought this last time?

MMLSPCAT ¹	Len: 3	PRICE CATEGORY OF LAST LOOSE MARIJUANA BOUGHT	Freq	Pct
		1 = Less than \$5.00	228	0.41
		2 = \$5.00 to \$10.99.....	851	1.54
		3 = \$11.00 to \$20.99.....	1261	2.28
		40 = \$21.00 to \$50.99 (No further detail).....	4	0.01
		41 = \$21.00 to \$30.99.....	571	1.03
		42 = \$31.00 to \$40.99.....	483	0.87
		43 = \$41.00 to \$50.99.....	533	0.96
		50 = \$51.00 to \$100.99 (No further detail).....	6	0.01
		51 = \$51.00 to \$60.99.....	394	0.71
		52 = \$61.00 to \$70.99.....	85	0.15
		53 = \$71.00 to \$80.99.....	114	0.21
		54 = \$81.00 to \$90.99.....	66	0.12
		55 = \$91.00 to \$100.99.....	146	0.26
		61 = \$101.00 to \$110.99.....	63	0.11
		62 = \$111.00 to \$120.99.....	66	0.12
		63 = \$121.00 to \$130.99.....	35	0.06
		64 = \$131.00 to \$140.99.....	36	0.07
		65 = \$141.00 to \$150.99.....	54	0.10
		70 = \$151.00 to \$200.99.....	157	0.28
		80 = \$201.00 to \$250.99.....	91	0.16
		90 = \$251.00 to \$300.99.....	59	0.11
		101 = \$301.00 to \$350.99.....	25	0.05
		102 = \$351.00 to \$400.99.....	21	0.04
		103 = \$401.00 to \$450.99.....	10	0.02
		104 = \$451.00 to \$500.99.....	15	0.03
		111 = \$501.00 to \$550.99.....	3	0.01
		112 = \$551.00 to \$600.99.....	3	0.01
		113 = \$601.00 to \$650.99.....	5	0.01
		114 = \$651.00 to \$700.99.....	2	0.00
		115 = \$701.00 to \$750.99.....	2	0.00
		116 = \$751.00 to \$800.99.....	4	0.01
		117 = \$801.00 to \$850.99.....	1	0.00
		118 = \$851.00 to \$900.99.....	4	0.01
		119 = \$901.00 to \$950.99.....	7	0.01
		120 = \$951.00 to \$1000.99.....	12	0.02
		121 = More than \$1000.99.....	28	0.05
		991 = NEVER USED MARIJUANA	31783	57.50
		993 = DID NOT USE MARIJUANA IN THE PAST 12 MOS.....	13762	24.90
		994 = DON'T KNOW.....	41	0.07
		997 = REFUSED	157	0.28
		998 = BLANK (NO ANSWER).....	261	0.47
		999 = LEGITIMATE SKIP	3822	6.92

The last time you bought marijuana, who did you buy it from?

MMBUYWHO ¹	Len: 2	WHO SOLD YOU LAST MARIJUANA BOUGHT	Freq	Pct
		1 = A friend.....	4299	7.78
		2 = A relative or family member	269	0.49
		3 = Someone I had just met or didn't know well.....	917	1.66
		85 = BAD DATA Logically assigned	1	0.00
		91 = NEVER USED MARIJUANA	31783	57.50
		93 = DID NOT USE MARIJUANA IN THE PAST 12 MOS.....	13762	24.90
		94 = DON'T KNOW.....	70	0.13
		97 = REFUSED	296	0.54
		98 = BLANK (NO ANSWER).....	256	0.46
		99 = LEGITIMATE SKIP	3618	6.55

MARIJUANA PURCHASES

The last time you bought marijuana, where were you when you bought it?

MMBPLACE ¹	Len: 2	WHERE YOU WERE LAST TIME BOUGHT MARIJUANA	Freq	Pct
		1 = Inside a public bldg, such as a store, restaurant.....	327	0.59
		2 = Inside a school building.....	89	0.16
		3 = Outside on school property	69	0.12
		4 = Inside a home, apartment, or dorm	2881	5.21
		5 = Outside in a public area, such as a parking lot	1077	1.95
		6 = Some other place.....	588	1.06
		11 = Inside a public building LOGICALLY ASSIGNED	64	0.12
		14 = Inside a home, apartment, or dorm LOG ASSN	215	0.39
		15 = Outside in a public area LOGICALLY ASSIGNED.....	249	0.45
		85 = BAD DATA Logically assigned	1	0.00
		91 = NEVER USED MARIJUANA	31783	57.50
		93 = DID NOT USE MARIJUANA IN THE PAST 12 MOS.....	13762	24.90
		94 = DON'T KNOW.....	37	0.07
		97 = REFUSED	255	0.46
		98 = BLANK (NO ANSWER).....	256	0.46
		99 = LEGITIMATE SKIP	3618	6.55

MMBPLOS2 ¹	Len: 2	OTHER PLACE BOUGHT MJ THE LAST TIME	Freq	Pct
		1 = Inside a public bldg (eg store/restaurant/arena)	64	0.12
		4 = Inside a home, apartment, or dorm	215	0.39
		5 = Outside in public area (eg parkng lot/street/park)	249	0.45
		6 = Some other place.....	12	0.02
		7 = At respondent's workplace	13	0.02
		8 = At a party, location not specified	9	0.02
		9 = From friend(s)/family; no other information.....	13	0.02
		10 = In respondent's car/motor vhcle;location not spfd.....	4	0.01
		12 = In a car/motor vehicle; owner or location unspcfd.....	40	0.07
		13 = At school, no other information.....	3	0.01
		14 = Outside on private property (home, yard, apt)	36	0.07
		15 = Medical marijuana dispensary/club	106	0.19
		16 = In a private/designtd locatr/place; otherwise unspd	7	0.01
		19 = Restroom/bathroom, location unspecified	3	0.01
		22 = At concert/festival/sports event; location unspec	6	0.01
		23 = A building; otherwise unspecified	3	0.01
		24 = Individual/person; otherwise unspecified	6	0.01
		28 = In public; outside or inside unspecified.....	4	0.01
		70 = Specific city/state/country or vacation	80	0.14
		85 = BAD DATA Logically assigned	56	0.10
		91 = NEVER USED MARIJUANA	31783	57.50
		93 = DID NOT USE MARIJUANA IN THE PAST 12 MOS.....	13762	24.90
		94 = DON'T KNOW.....	44	0.08
		97 = REFUSED	398	0.72
		98 = BLANK (NO ANSWER).....	294	0.53
		99 = LEGITIMATE SKIP	8061	14.58

The last time you bought marijuana were you at work at your job or business?

MMBATJOB ¹	Len: 2	AT JOB OR BUSINESS LAST TIME BOUGHT MARIJUANA	Freq	Pct
		1 = Yes	121	0.22
		2 = No.....	4646	8.41
		3 = Do not work at a job or business	774	1.40
		85 = BAD DATA Logically assigned	1	0.00
		91 = NEVER USED MARIJUANA	31783	57.50
		93 = DID NOT USE MARIJUANA IN THE PAST 12 MOS.....	13762	24.90
		94 = DON'T KNOW.....	10	0.02
		97 = REFUSED	163	0.29
		98 = BLANK (NO ANSWER).....	256	0.46
		99 = LEGITIMATE SKIP	3755	6.79

MARIJUANA PURCHASES

The last time you bought marijuana, where did you buy it?

MMBCLOSE¹	Len: 2	HOW NEAR YOU WHEN BOUGHT MARIJUANA LAST TIME	Freq	Pct
		1 = Near where you are now living	2348	4.25
		2 = Somewhere else	3263	5.90
		85 = BAD DATA Logically assigned	1	0.00
		91 = NEVER USED MARIJUANA	31783	57.50
		93 = DID NOT USE MARIJUANA IN THE PAST 12 MOS	13762	24.90
		94 = DON'T KNOW	22	0.04
		97 = REFUSED	218	0.39
		98 = BLANK (NO ANSWER)	256	0.46
		99 = LEGITIMATE SKIP	3618	6.55

Did you sell any of the marijuana you bought this last time?

MMBSELL¹	Len: 2	SELL ANY MARIJUANA BOUGHT LAST TIME	Freq	Pct
		1 = Yes	354	0.64
		2 = No	5349	9.68
		85 = BAD DATA Logically assigned	1	0.00
		91 = NEVER USED MARIJUANA	31783	57.50
		93 = DID NOT USE MARIJUANA IN THE PAST 12 MOS	13762	24.90
		94 = DON'T KNOW	4	0.01
		97 = REFUSED	144	0.26
		98 = BLANK (NO ANSWER)	256	0.46
		99 = LEGITIMATE SKIP	3618	6.55

Did you give away or share any of the marijuana you bought this last time?

MMBGIVE¹	Len: 2	GIVE AWAY/SHARE MARIJUANA BOUGHT LAST TIME	Freq	Pct
		1 = Yes	3260	5.90
		2 = No	2452	4.44
		85 = BAD DATA Logically assigned	1	0.00
		91 = NEVER USED MARIJUANA	31783	57.50
		93 = DID NOT USE MARIJUANA IN THE PAST 12 MOS	13762	24.90
		94 = DON'T KNOW	6	0.01
		97 = REFUSED	133	0.24
		98 = BLANK (NO ANSWER)	256	0.46
		99 = LEGITIMATE SKIP	3618	6.55

During the past 12 months, that is, since [DATEFILL], did you trade something for marijuana?

MMTRADE¹	Len: 2	TRADED SOMETHING FOR MARIJUANA PAST 12 MOS	Freq	Pct
		1 = Yes	58	0.10
		2 = No	3564	6.45
		91 = NEVER USED MARIJUANA	31783	57.50
		93 = DID NOT USE MARIJUANA IN THE PAST 12 MOS	13762	24.90
		94 = DON'T KNOW	1	0.00
		97 = REFUSED	64	0.12
		98 = BLANK (NO ANSWER)	193	0.35
		99 = LEGITIMATE SKIP	5846	10.58

During the past 30 days, that is, since [DATEFILL], did you trade something for marijuana?

MMTRD30D¹	Len: 2	TRADED SOMETHING FOR MARIJUANA PAST 30 DAYS	Freq	Pct
		1 = Yes	26	0.05
		2 = No	32	0.06
		91 = NEVER USED MARIJUANA	31783	57.50
		93 = DID NOT USE MARIJUANA IN THE PAST 12 MOS	13762	24.90
		97 = REFUSED	64	0.12
		98 = BLANK (NO ANSWER)	252	0.46
		99 = LEGITIMATE SKIP	9352	16.92

MARIJUANA PURCHASES

How long has it been since you last traded something for marijuana?

MMTRDREC¹	Len: 2	TIME SINCE LAST TRADED SOMETHING FOR MARIJUANA	Freq	Pct
	1 =	Within past 30 days -- that is, since [DATEFILL]	9	0.02
	2 =	More than 30 days ago, but within the past 12 mos.....	31	0.06
	3 =	More than 12 months ago	14	0.03
	85 =	BAD DATA Logically assigned	1	0.00
	91 =	NEVER USED MARIJUANA	31783	57.50
	93 =	DID NOT USE MARIJUANA IN THE PAST 12 MOS.....	13762	24.90
	97 =	REFUSED	64	0.12
	98 =	BLANK (NO ANSWER).....	251	0.45
	99 =	LEGITIMATE SKIP	9356	16.93

During the past 30 days, that is, since [DATEFILL], on how many days did you trade something for marijuana?

MMT30FRQ¹	Len: 2	# DAYS TRADED FOR MARIJUANA PAST 30 DAYS	Freq	Pct
		RANGE = 1 - 30.....	34	0.06
	91 =	NEVER USED MARIJUANA	31783	57.50
	93 =	DID NOT USE MARIJUANA IN THE PAST 12 MOS.....	13762	24.90
	97 =	REFUSED	65	0.12
	98 =	BLANK (NO ANSWER).....	252	0.46
	99 =	LEGITIMATE SKIP	9375	16.96

Think about the last time you traded something for marijuana. Did you get marijuana that had already been rolled into joints or did you get the marijuana in loose form?

MMTJNTLS¹	Len: 2	LAST MARIJUANA TRADED FOR IN JOINTS OR LOOSE	Freq	Pct
	1 =	You got joints.....	14	0.03
	2 =	You got the marijuana in loose form.....	84	0.15
	85 =	BAD DATA Logically assigned	1	0.00
	91 =	NEVER USED MARIJUANA	31783	57.50
	93 =	DID NOT USE MARIJUANA IN THE PAST 12 MOS.....	13762	24.90
	97 =	REFUSED	64	0.12
	98 =	BLANK (NO ANSWER).....	251	0.45
	99 =	LEGITIMATE SKIP	9312	16.85

How many joints did you get the last time you traded something for marijuana?

MMTJNTNM¹	Len: 3	# MARIJUANA JOINTS TRADED FOR LAST TIME	Freq	Pct
		RANGE = 1 - 50.....	14	0.03
	991 =	NEVER USED MARIJUANA	31783	57.50
	993 =	DID NOT USE MARIJUANA IN THE PAST 12 MOS.....	13762	24.90
	997 =	REFUSED	64	0.12
	998 =	BLANK (NO ANSWER).....	252	0.46
	999 =	LEGITIMATE SKIP	9396	17.00

How much do you think the marijuana in these joints/this joint was worth?

MMTJWRCB¹	Len: 2	AMOUNT WORTH LAST MARIJUANA JOINTS TRADED FOR	Freq	Pct
	1 =	Less than \$5.00	4	0.01
	2 =	\$5.00 to \$10.99.....	4	0.01
	3 =	\$11.00 to \$20.99.....	3	0.01
	4 =	\$21.00 to \$50.99.....	2	0.00
	12 =	More than \$1000.99.....	1	0.00
	91 =	NEVER USED MARIJUANA	31783	57.50
	93 =	DID NOT USE MARIJUANA IN THE PAST 12 MOS.....	13762	24.90
	97 =	REFUSED	64	0.12
	98 =	BLANK (NO ANSWER).....	252	0.46
	99 =	LEGITIMATE SKIP	9396	17.00

MARIJUANA PURCHASES

More specifically, which of these categories includes the price you think the marijuana in these joints/this joint was worth?

MMTJWRTH¹	Len: 3	PRICE CATEGORY OF LAST MARIJUANA JOINTS TRADED FOR	Freq	Pct
	1 =	Less than \$5.00	4	0.01
	2 =	\$5.00 to \$10.99.....	4	0.01
	3 =	\$11.00 to \$20.99.....	3	0.01
	41 =	\$21.00 to \$30.99.....	1	0.00
	42 =	\$31.00 to \$40.99.....	1	0.00
	121 =	More than \$1000.99.....	1	0.00
	991 =	NEVER USED MARIJUANA	31783	57.50
	993 =	DID NOT USE MARIJUANA IN THE PAST 12 MOS.....	13762	24.90
	997 =	REFUSED	64	0.12
	998 =	BLANK (NO ANSWER).....	252	0.46
	999 =	LEGITIMATE SKIP	9396	17.00

Now we want to know how much marijuana you got the last time you traded something for marijuana.

Do you want to give your answer in grams, ounces, or pounds?

MMTLUNIT¹	Len: 2	AMT OF MARIJUANA TRADED FOR LAST TIME: GRMS,OZ,LBS	Freq	Pct
	1 =	Grams.....	48	0.09
	2 =	Ounces	26	0.05
	3 =	Pounds	4	0.01
	85 =	BAD DATA Logically assigned	1	0.00
	91 =	NEVER USED MARIJUANA	31783	57.50
	93 =	DID NOT USE MARIJUANA IN THE PAST 12 MOS.....	13762	24.90
	94 =	DON'T KNOW.....	2	0.00
	97 =	REFUSED	68	0.12
	98 =	BLANK (NO ANSWER).....	251	0.45
	99 =	LEGITIMATE SKIP	9326	16.87

The last time you traded something for marijuana, how many grams did you get?

MMTLGMS¹	Len: 2	AMT OF MARIJUANA TRADED FOR LAST TIME - GRAMS	Freq	Pct
	1 =	At least 1 but less than 5 grams.....	35	0.06
	2 =	At least 5 but less than 10 grams.....	10	0.02
	3 =	10 grams or more	2	0.00
	91 =	NEVER USED MARIJUANA	31783	57.50
	93 =	DID NOT USE MARIJUANA IN THE PAST 12 MOS.....	13762	24.90
	97 =	REFUSED	69	0.12
	98 =	BLANK (NO ANSWER).....	254	0.46
	99 =	LEGITIMATE SKIP	9356	16.93

The last time you traded something for marijuana, how many ounces did you get?

MMTLOZS¹	Len: 2	AMT OF MARIJUANA TRADED FOR LAST TIME - OUNCES	Freq	Pct
	1 =	At least 1/8, but less than 1/4 of an ounce.....	2	0.00
	2 =	At least 1/4 but less than 1/3 of an ounce.....	13	0.02
	3 =	At least 1/3 but less than 1/2 of an ounce.....	1	0.00
	4 =	At least 1/2 but less than 1 ounce	1	0.00
	5 =	At least 1 but less than 5 ounces	5	0.01
	6 =	At least 5 but less than 10 ounces	2	0.00
	7 =	At least 10 but less than 16 ounces.....	2	0.00
	85 =	BAD DATA Logically assigned	1	0.00
	91 =	NEVER USED MARIJUANA	31783	57.50
	93 =	DID NOT USE MARIJUANA IN THE PAST 12 MOS.....	13762	24.90
	97 =	REFUSED	68	0.12
	98 =	BLANK (NO ANSWER).....	253	0.46
	99 =	LEGITIMATE SKIP	9378	16.97

MARIJUANA PURCHASES

How much do you think the marijuana you got this last time was worth?

MMTLWRCB ¹	Len: 2	AMOUNT THE LAST MARIJUANA TRADED FOR WAS WORTH	Freq	Pct
		1 = Less than \$5.00	10	0.02
		2 = \$5.00 to \$10.99.....	18	0.03
		3 = \$11.00 to \$20.99.....	10	0.02
		4 = \$21.00 to \$50.99.....	22	0.04
		5 = \$51.00 to \$100.99.....	7	0.01
		6 = \$101.00 to \$150.99.....	1	0.00
		7 = \$151.00 to \$200.99.....	6	0.01
		9 = \$251.00 to \$300.99.....	1	0.00
		11 = \$501.00 to \$1000.99.....	2	0.00
		12 = More than \$1000.99.....	4	0.01
		85 = BAD DATA Logically assigned	1	0.00
		91 = NEVER USED MARIJUANA	31783	57.50
		93 = DID NOT USE MARIJUANA IN THE PAST 12 MOS.....	13762	24.90
		94 = DON'T KNOW.....	2	0.00
		97 = REFUSED	65	0.12
		98 = BLANK (NO ANSWER).....	251	0.45
		99 = LEGITIMATE SKIP	9326	16.87

More specifically, which of these categories includes the price you think the marijuana you got this last time was worth?

MMTLWRTH ¹	Len: 3	PRICE CATEGORY OF LAST LOOSE MARIJUANA TRADED FOR	Freq	Pct
		1 = Less than \$5.00	10	0.02
		2 = \$5.00 to \$10.99.....	18	0.03
		3 = \$11.00 to \$20.99.....	10	0.02
		41 = \$21.00 to \$30.99.....	8	0.01
		42 = \$31.00 to \$40.99.....	5	0.01
		43 = \$41.00 to \$50.99.....	9	0.02
		51 = \$51.00 to \$60.99.....	3	0.01
		52 = \$61.00 to \$70.99.....	1	0.00
		53 = \$71.00 to \$80.99.....	3	0.01
		65 = \$141.00 to \$150.99.....	1	0.00
		70 = \$151.00 to \$200.99.....	6	0.01
		90 = \$251.00 to \$300.99.....	1	0.00
		111 = \$501.00 to \$550.99.....	1	0.00
		116 = \$751.00 to \$800.99.....	1	0.00
		121 = More than \$1000.99.....	4	0.01
		985 = BAD DATA Logically assigned	1	0.00
		991 = NEVER USED MARIJUANA	31783	57.50
		993 = DID NOT USE MARIJUANA IN THE PAST 12 MOS.....	13762	24.90
		994 = DON'T KNOW.....	2	0.00
		997 = REFUSED	65	0.12
		998 = BLANK (NO ANSWER).....	251	0.45
		999 = LEGITIMATE SKIP	9326	16.87

The last time you traded something for marijuana, who did you get it from?

MMTRDWHO ¹	Len: 2	WHO GAVE YOU LAST MARIJUANA TRADED FOR	Freq	Pct
		1 = A friend	76	0.14
		2 = A relative or family member	17	0.03
		3 = Someone I had just met or didn't know well.....	17	0.03
		85 = BAD DATA Logically assigned	1	0.00
		91 = NEVER USED MARIJUANA	31783	57.50
		93 = DID NOT USE MARIJUANA IN THE PAST 12 MOS.....	13762	24.90
		94 = DON'T KNOW.....	1	0.00
		97 = REFUSED	65	0.12
		98 = BLANK (NO ANSWER).....	251	0.45
		99 = LEGITIMATE SKIP	9298	16.82

MARIJUANA PURCHASES

The last time you traded something for marijuana, where were you when you got it?

MMTPPLACE ¹	Len: 2	WHERE YOU WERE LAST TIME TRADED FOR MARIJUANA	Freq	Pct
		1 = Inside a public bldg, such as a store, restaurant.....	7	0.01
		2 = Inside a school building.....	12	0.02
		3 = Outside on school property	3	0.01
		4 = Inside a home, apartment, or dorm	53	0.10
		5 = Outside in a public area, such as a parking lot	13	0.02
		6 = Some other place.....	13	0.02
		14 = Inside a home, apartment, or dorm LOG ASSN	3	0.01
		15 = Outside in a public area LOGICALLY ASSIGNED.....	5	0.01
		85 = BAD DATA Logically assigned	1	0.00
		91 = NEVER USED MARIJUANA	31783	57.50
		93 = DID NOT USE MARIJUANA IN THE PAST 12 MOS.....	13762	24.90
		94 = DON'T KNOW.....	2	0.00
		97 = REFUSED	65	0.12
		98 = BLANK (NO ANSWER).....	251	0.45
		99 = LEGITIMATE SKIP	9298	16.82

MMTPLOS2 ¹	Len: 2	OTHER PLACE TRADED FOR MJ THE LAST TIME	Freq	Pct
		4 = Inside a home, apartment, or dorm	3	0.01
		5 = Outside in public area (eg parkng lot/street/park)	5	0.01
		6 = Some other place.....	4	0.01
		85 = BAD DATA Logically assigned	4	0.01
		91 = NEVER USED MARIJUANA	31783	57.50
		93 = DID NOT USE MARIJUANA IN THE PAST 12 MOS.....	13762	24.90
		94 = DON'T KNOW.....	1	0.00
		97 = REFUSED	69	0.12
		98 = BLANK (NO ANSWER).....	254	0.46
		99 = LEGITIMATE SKIP	9386	16.98

The last time you traded something for marijuana, where did you get it?

MMTCLOSE ¹	Len: 2	HOW NEAR YOU WHEN TRADED FOR MARIJUANA LAST TIME	Freq	Pct
		1 = Near where you are now living.....	40	0.07
		2 = Somewhere else.....	67	0.12
		85 = BAD DATA Logically assigned	1	0.00
		91 = NEVER USED MARIJUANA	31783	57.50
		93 = DID NOT USE MARIJUANA IN THE PAST 12 MOS.....	13762	24.90
		94 = DON'T KNOW.....	1	0.00
		97 = REFUSED	68	0.12
		98 = BLANK (NO ANSWER).....	251	0.45
		99 = LEGITIMATE SKIP	9298	16.82

The last time you traded something for marijuana, did you keep it all for yourself?

MMTKEEP ¹	Len: 2	KEEP ALL OF LAST MARIJUANA TRADED FOR	Freq	Pct
		1 = Yes	38	0.07
		2 = No.....	71	0.13
		85 = BAD DATA Logically assigned	1	0.00
		91 = NEVER USED MARIJUANA	31783	57.50
		93 = DID NOT USE MARIJUANA IN THE PAST 12 MOS.....	13762	24.90
		97 = REFUSED	67	0.12
		98 = BLANK (NO ANSWER).....	251	0.45
		99 = LEGITIMATE SKIP	9298	16.82

MARIJUANA PURCHASES

Did you sell any of the marijuana you got this last time?

MMTSELL¹	Len: 2	SELL ANY MARIJUANA YOU TRADED FOR LAST TIME	Freq	Pct
	1 = Yes		3	0.01
	2 = No.....		68	0.12
	85 = BAD DATA Logically assigned		1	0.00
	91 = NEVER USED MARIJUANA		31783	57.50
	93 = DID NOT USE MARIJUANA IN THE PAST 12 MOS.....		13762	24.90
	97 = REFUSED		67	0.12
	98 = BLANK (NO ANSWER).....		251	0.45
	99 = LEGITIMATE SKIP		9336	16.89

Did you give away any of the marijuana you got this last time?

MMTGIVE¹	Len: 2	GIVE AWAY ANY MARIJUANA YOU TRADED FOR LAST TIME	Freq	Pct
	1 = Yes		37	0.07
	2 = No.....		33	0.06
	85 = BAD DATA Logically assigned		1	0.00
	91 = NEVER USED MARIJUANA		31783	57.50
	93 = DID NOT USE MARIJUANA IN THE PAST 12 MOS.....		13762	24.90
	97 = REFUSED		68	0.12
	98 = BLANK (NO ANSWER).....		251	0.45
	99 = LEGITIMATE SKIP		9336	16.89

The last time you grew marijuana, did you keep it all for yourself?

MMGKEEP¹	Len: 2	KEEP ALL MARIJUANA LAST TIME YOU GREW IT	Freq	Pct
	1 = Yes		35	0.06
	2 = No.....		13	0.02
	91 = NEVER USED MARIJUANA		31783	57.50
	93 = DID NOT USE MARIJUANA IN THE PAST 12 MOS.....		13762	24.90
	97 = REFUSED		65	0.12
	98 = BLANK (NO ANSWER).....		245	0.44
	99 = LEGITIMATE SKIP		9368	16.95

Did you sell any of the marijuana you grew this last time?

MMGSELL¹	Len: 2	SELL ANY MARIJUANA LAST TIME YOU GREW IT	Freq	Pct
	1 = Yes		5	0.01
	2 = No.....		8	0.01
	91 = NEVER USED MARIJUANA		31783	57.50
	93 = DID NOT USE MARIJUANA IN THE PAST 12 MOS.....		13762	24.90
	97 = REFUSED		65	0.12
	98 = BLANK (NO ANSWER).....		245	0.44
	99 = LEGITIMATE SKIP		9403	17.01

The last time you grew marijuana, did you give any of it away for free?

MMGGIVE¹	Len: 2	GIVE AWAY ANY MARIJUANA LAST TIME YOU GREW IT	Freq	Pct
	1 = Yes		8	0.01
	2 = No.....		5	0.01
	91 = NEVER USED MARIJUANA		31783	57.50
	93 = DID NOT USE MARIJUANA IN THE PAST 12 MOS.....		13762	24.90
	97 = REFUSED		65	0.12
	98 = BLANK (NO ANSWER).....		245	0.44
	99 = LEGITIMATE SKIP		9403	17.01

MARIJUANA PURCHASES

The last time you got marijuana for free, who did you get it from?

MMFREWHO¹	Len: 2	WHO GAVE YOU LAST FREE MARIJUANA	Freq	Pct
	1	= A friend	2734	4.95
	2	= A relative or family member	435	0.79
	3	= Someone I had just met or didn't know well.....	213	0.39
	91	= NEVER USED MARIJUANA	31783	57.50
	93	= DID NOT USE MARIJUANA IN THE PAST 12 MOS.....	13762	24.90
	94	= DON'T KNOW.....	13	0.02
	97	= REFUSED	126	0.23
	98	= BLANK (NO ANSWER).....	252	0.46
	99	= LEGITIMATE SKIP	5953	10.77

The last time you got marijuana for free, where were you when you got it?

MMFPLACE¹	Len: 2	WHERE WERE YOU LAST TIME GOT FREE MARIJUANA	Freq	Pct
	1	= Inside a public bldg, such as a store, restaurant.....	83	0.15
	2	= Inside a school building.....	34	0.06
	3	= Outside on school property	56	0.10
	4	= Inside a home, apartment, or dorm	2254	4.08
	5	= Outside in a public area, such as a parking lot	414	0.75
	6	= Some other place.....	290	0.52
	11	= Inside a public building LOGICALLY ASSIGNED	15	0.03
	14	= Inside a home, apartment, or dorm LOG ASSN	127	0.23
	15	= Outside in a public area LOGICALLY ASSIGNED.....	102	0.18
	91	= NEVER USED MARIJUANA	31783	57.50
	93	= DID NOT USE MARIJUANA IN THE PAST 12 MOS.....	13762	24.90
	94	= DON'T KNOW.....	28	0.05
	97	= REFUSED	118	0.21
	98	= BLANK (NO ANSWER).....	252	0.46
	99	= LEGITIMATE SKIP	5953	10.77

MMFPLOS2¹	Len: 2	OTHER PLACE GOT MJ FOR FREE THE LAST TIME	Freq	Pct
	1	= Inside a public bldg (eg store/restaurant/arena)	15	0.03
	4	= Inside a home, apartment, or dorm	127	0.23
	5	= Outside in public area (eg parking lot/street/park)	102	0.18
	6	= Some other place.....	7	0.01
	7	= At respondent's workplace	15	0.03
	8	= At a party, location not specified	32	0.06
	9	= From friend(s)/family; no other information.....	18	0.03
	11	= In someone else's car/mtr vhcle;location not spfd	9	0.02
	12	= In a car/motor vehicle; owner or location unspcfd.....	26	0.05
	13	= At school, no other information.....	3	0.01
	14	= Outside on private property (home, yard, apt)	26	0.05
	16	= In a private/designtd locatr/place; otherwise unspd	3	0.01
	22	= At concert/festival/sports event; location unspec	14	0.03
	23	= A building; otherwise unspecified	3	0.01
	24	= Individual/person; otherwise unspecified	4	0.01
	25	= In a hotel/motel room (or public area unspcfd)	8	0.01
	28	= In public; outside or inside unspecified.....	3	0.01
	70	= Specific city/state/country or vacation	31	0.06
	85	= BAD DATA Logically assigned	13	0.02
	91	= NEVER USED MARIJUANA	31783	57.50
	93	= DID NOT USE MARIJUANA IN THE PAST 12 MOS.....	13762	24.90
	94	= DON'T KNOW.....	36	0.07
	97	= REFUSED	157	0.28
	98	= BLANK (NO ANSWER).....	280	0.51
	99	= LEGITIMATE SKIP	8794	15.91

MARIJUANA PURCHASES

The last time you got marijuana for free, where did you get it?

MMFCLOSE¹	Len: 2	HOW NEAR YOU WHEN YOU GOT LAST FREE MARIJUANA	Freq	Pct
		1 = Near where you are now living.....	1286	2.33
		2 = Somewhere else.....	2084	3.77
		91 = NEVER USED MARIJUANA.....	31783	57.50
		93 = DID NOT USE MARIJUANA IN THE PAST 12 MOS.....	13762	24.90
		94 = DON'T KNOW.....	27	0.05
		97 = REFUSED.....	124	0.22
		98 = BLANK (NO ANSWER).....	252	0.46
		99 = LEGITIMATE SKIP.....	5953	10.77

The last time you got marijuana for free, did you keep it all for yourself?

MMFKEEP¹	Len: 2	KEEP ALL MARIJUANA GOT LAST TIME FOR FREE	Freq	Pct
		1 = Yes.....	466	0.84
		2 = No.....	2961	5.36
		91 = NEVER USED MARIJUANA.....	31783	57.50
		93 = DID NOT USE MARIJUANA IN THE PAST 12 MOS.....	13762	24.90
		94 = DON'T KNOW.....	8	0.01
		97 = REFUSED.....	86	0.16
		98 = BLANK (NO ANSWER).....	252	0.46
		99 = LEGITIMATE SKIP.....	5953	10.77

Did you sell any of the marijuana you got this last time?

MMFSELL¹	Len: 2	SELL ANY MARIJUANA GOT LAST TIME FOR FREE	Freq	Pct
		1 = Yes.....	22	0.04
		2 = No.....	2938	5.32
		91 = NEVER USED MARIJUANA.....	31783	57.50
		93 = DID NOT USE MARIJUANA IN THE PAST 12 MOS.....	13762	24.90
		97 = REFUSED.....	87	0.16
		98 = BLANK (NO ANSWER).....	260	0.47
		99 = LEGITIMATE SKIP.....	6419	11.61

Did you give away any of the marijuana you got this last time?

MMFGIVE¹	Len: 2	GIVE AWAY ANY MARIJUANA GOT LAST TIME FOR FREE	Freq	Pct
		1 = Yes.....	879	1.59
		2 = No.....	2073	3.75
		91 = NEVER USED MARIJUANA.....	31783	57.50
		93 = DID NOT USE MARIJUANA IN THE PAST 12 MOS.....	13762	24.90
		94 = DON'T KNOW.....	4	0.01
		97 = REFUSED.....	91	0.16
		98 = BLANK (NO ANSWER).....	260	0.47
		99 = LEGITIMATE SKIP.....	6419	11.61

RECODED MARIJUANA PURCHASES

RECODED MARIJUANA PURCHASES

NOTE: The variables in this section are recoded variables that were created from one or more of the edited variables from the preceding section.

NOTE: Certain source variables that were used to create recoded variables have valid values that might not have been reported or assigned for the current survey year. However, these values have been included in the general specifications in the codebook on how the recoded variables were created. See additional details about this issue in the Organization of the Data File section of this codebook introduction.

MJPGOT	Len: 1	METHOD OF OBTAINING LAST USED MARIJUANA	Freq	Pct
		1 = Bought it (MMGETMJ=1)	4499	8.14
		2 = Traded for it (MMGETMJ=2)	103	0.19
		3 = Got it for Free/Shared (MMGETMJ=3)	4704	8.51
		4 = Grew it Yourself (MMGETMJ=4)	97	0.18
		5 = Method Unspecified (Otherwise)	323	0.58
		6 = Never Used MJ (MMGETMJ=91,93)	45545	82.40

The following "source of last used marijuana bought" variable, MJPBTFRM, is defined so that respondents with unknown data for how they got their last used marijuana (MMGETMJ) or whether they bought marijuana (MMBTPYR) in the past year are included in the "Source Unspecified" level, MJPBTFRM=4. To produce estimates among respondents who reported last obtaining marijuana by buying it or buying marijuana in the past year, the analysis should be restricted to MMGETMJ=1 or MMBTPYR=1.

MJPBTFRM	Len: 1	SOURCE OF LAST USED MARIJUANA BOUGHT	Freq	Pct
		1 = Friend (MMBUYWHO=1)	4299	7.78
		2 = Relative or Family Member (MMBUYWHO=2)	269	0.49
		3 = Someone Just Met/Did Not Know (MMBUYWHO=3)	917	1.66
		4 = Source Unspecified (Otherwise)	623	1.13
		5 = Nev'r Use MJ/Didn't Buy Last MJ (MMBUYWHO=91,93,99)	49163	88.95

The following variable, MJPBTP3, was assigned a positive response if the respondent reported buying their last used marijuana or buying marijuana in the past 12 months (MMGETMJ=1 OR MMBTPYR=1) and reported the corresponding location of buying the marijuana as noted in the level statements below (MMBPLACE/MMBPLOS2). A respondent was defined as buying last used marijuana from "Some Other Place", MJPBTP3=7, if the location where the respondent reported being the last time he or she bought marijuana was some other place (MMBPLACE=6) and their write-in response was classified as a valid other-specify source other than "Medical Marijuana Dispensary/Club" (MMBPLOS2=7, 14, 17, 18, 21, 25, 26). MJPBTP3 was assigned missing if a respondent did not report buying their last used marijuana (MMGETMJ=2, 3, 4, 85, 91, 93, 94, 97, 98) and the respondent did not report buying marijuana in the past year (MMBTPYR=2, 85, 91, 93, 94, 97, 98), and the location where the respondent reported being the last time he or she bought marijuana was unknown (MMBPLACE=85, 91, 93, 97, 98, 99).

MJPBTP3	Len: 1	LOCATION WHERE LAST USED MRJ WAS BOUGHT (8 LEVELS)	Freq	Pct
		. = Didn't Buy Last MJ or MJ in PY (See comment above)	49479	89.52
		1 = Inside a Public Building (MMBPLACE=1,11)	391	0.71
		2 = Outside in Public Area (MMBPLACE=5,15)	1326	2.40
		3 = Inside School (MMBPLACE=2,12)	89	0.16
		4 = Outside on School Property (MMBPLACE=3,13)	69	0.12
		5 = Inside Home/Apt/Dorm (MMBPLACE=4,14)	3096	5.60
		6 = Medical Mrj Dispensary (MMBPLACE=6 & MMBPLOS2=15)	106	0.19
		7 = Some Other Place (See comment above)	56	0.10
		8 = Location Unspecified (Otherwise)	659	1.19

The following "source of last used free marijuana" variable, MJPFREGT, is defined so that respondents with unknown data for how they got their last used marijuana (MMGETMJ) or whether they bought (MMBTPYR) or traded something (MMTRADE) for marijuana in the past year are included in the "Source Unspecified" level, MJPFREGT=4. This differs from the "location where last used free marijuana was received" variable, MJPFRL2, where these unknown cases are defined as SAS missing (MJPFRL2=.). To produce estimates among respondents who reported obtaining their last used marijuana for free and reported not buying or not trading something for marijuana in the past year, the analysis should be restricted to MMGETMJ=3 and MMBTPYR=2 and MMTRADE=2.

MJPFREGT	Len: 1	SOURCE OF LAST USED FREE MARIJUANA	Freq	Pct
		1 = Friend (MMFREWHO=1)	2734	4.95
		2 = Relative or Family Member (MMFREWHO=2)	435	0.79
		3 = Someone Just Met/Did Not Know (MMFREWHO=3)	213	0.39
		4 = Source Unspecified (Otherwise)	391	0.71
		5 = Nev'r Use MJ/Didn't Get Free MJ (MMFREWHO=91,93,99)	51498	93.17

RECODED MARIJUANA PURCHASES

The following variable, MJFPRPL2, was assigned a positive response if the respondent reported getting their last used marijuana for free and reported not buying or trading something for marijuana in the past 12 months (MMGETMJ=3 and MMBTPYR=2 and MMTRADE=2) and reported the corresponding location of getting the marijuana for free as noted in the level statements below (MMFPLACE/MMFPLOS2). MJFPRPL2 was assigned missing if at least one of the three criteria mentioned above was not met. A respondent was defined as getting their last used marijuana for free from "Some Other Place", MJFPRPL2=6, if the location where the respondent reported being the last time he or she got marijuana for free was some other place (MMFPLACE=6) and their write in response was classified as a valid other-specify source (MMFPLOS2=7, 14, 15, 17, 18, 21, 25, 26).

MJFPRPL2	Len: 1	LOCATION WHERE LAST USED FREE MRJ WAS RECEIVED	Freq	Pct
.		= Didn't Get Free MJ (See comment above)	51814	93.75
1		= Inside a Public Building (MMFPLACE=1,11)	98	0.18
2		= Outside in Public Area (MMFPLACE=5,15).....	516	0.93
3		= Inside School (MMFPLACE=2,12)	34	0.06
4		= Outside on School Property (MMFPLACE=3,13).....	56	0.10
5		= Inside Home/Apt/Dorm (MMFPLACE=4,14)	2381	4.31
6		= Some Other Place (See comment above)	51	0.09
7		= Location Unspecified (Otherwise)	321	0.58

PRIOR SUBSTANCE USE

PRIOR SUBSTANCE USE

The values in the section may be inconsistent with values from the core section(s). Items in this section were edited when respondents legitimately skipped out of these items based on prior answers in the core section(s). Otherwise, non-core items generally were not edited to make them consistent with core items, and core items were not edited to make them consistent with non-core items. This note applies to variables in this section marked by a ¹.

NOTE: The variables MRJYRBFR and MRJAGLST were not edited with respect to one another. Therefore, inconsistencies could exist between these two variables.

Earlier questions were about the past 12 months. This question is about the year before that, that is, from [DATEFILL - 12 MONTHS] to [DATEFILL]. During that year, beginning [DATEFILL - 12 MONTHS] and ending [DATEFILL], did you use marijuana or hashish, even once?

MRJYRBFR¹	Len: 2	USE MJ OR HASHISH EVEN ONCE YR BEFORE LAST	Freq	Pct
		1 = Yes	8824	15.96
		2 = No.....	14501	26.24
		85 = BAD DATA Logically assigned	1	0.00
		91 = NEVER USED MARIJUANA	31783	57.50
		94 = DON'T KNOW.....	58	0.10
		97 = REFUSED	91	0.16
		98 = BLANK (NO ANSWER).....	13	0.02

The computer recorded that you last used marijuana or hashish [MJREC FILL]. How old were you the last time you used marijuana or hashish?

MRJAGLST¹	Len: 3	HOW OLD WERE YOU THE LAST TIME USED MARIJUANA	Freq	Pct
		RANGE = 1 - 77.....	16493	29.84
		985 = BAD DATA Logically assigned	532	0.96
		989 = LEGITIMATE SKIP Logically assigned.....	2	0.00
		991 = NEVER USED MARIJUANA	31783	57.50
		994 = DON'T KNOW.....	318	0.58
		997 = REFUSED	105	0.19
		998 = BLANK (NO ANSWER).....	205	0.37
		999 = LEGITIMATE SKIP	5833	10.55

Did you last use marijuana or hashish in [CURRENT YEAR - 1] or [CURRENT YEAR]?

Did you last use marijuana or hashish in [CURRENT YEAR - 2] or [CURRENT YEAR - 1]?

In what month in [CURRENT YEAR] did you last use marijuana or hashish?

MRJYLU¹	Len: 4	YEAR OF LAST MARIJUANA/HASHISH USE - RECODE	Freq	Pct
		RANGE = 2012 - 2014.....	4456	8.06
		9985 = BAD DATA Logically assigned	68	0.12
		9989 = LEGITIMATE SKIP Logically assigned.....	131	0.24
		9991 = NEVER USED MARIJUANA	31783	57.50
		9994 = DON'T KNOW.....	325	0.59
		9997 = REFUSED.....	106	0.19
		9998 = BLANK (NO ANSWER).....	734	1.33
		9999 = LEGITIMATE SKIP	17668	31.97

PRIOR SUBSTANCE USE

In what month in [CURRENT YEAR] did you last use marijuana or hashish?

In what month in [YEAR FROM LU02a or LU02b] did you last use marijuana or hashish?

MRJMLU¹	Len: 2	MONTH OF LAST MARIJUANA/HASHISH USE - RECODE	Freq	Pct
		1 = January.....	435	0.79
		2 = February.....	308	0.56
		3 = March.....	319	0.58
		4 = April.....	332	0.60
		5 = May.....	276	0.50
		6 = June.....	422	0.76
		7 = July.....	458	0.83
		8 = August.....	364	0.66
		9 = September.....	260	0.47
		10 = October.....	321	0.58
		11 = November.....	306	0.55
		12 = December.....	350	0.63
		85 = BAD DATA Logically assigned.....	94	0.17
		89 = LEGITIMATE SKIP Logically assigned.....	131	0.24
		91 = NEVER USED MARIJUANA.....	31783	57.50
		94 = DON'T KNOW.....	571	1.03
		97 = REFUSED.....	134	0.24
		98 = BLANK (NO ANSWER).....	739	1.34
		99 = LEGITIMATE SKIP.....	17668	31.97

Earlier the computer recorded that you last smoked part or all of a cigarette [CG06]. How old were you the last time you smoked part or all of a cigarette?

CIGAGLST¹	Len: 3	HOW OLD WERE YOU THE LAST TIME SMOKED CIGARETTE	Freq	Pct
		RANGE = 1 - 84.....	16722	30.25
		985 = BAD DATA Logically assigned.....	525	0.95
		989 = LEGITIMATE SKIP Logically assigned.....	1	0.00
		991 = NEVER USED CIGARETTES.....	26059	47.15
		994 = DON'T KNOW.....	294	0.53
		997 = REFUSED.....	50	0.09
		998 = BLANK (NO ANSWER).....	23	0.04
		999 = LEGITIMATE SKIP.....	11597	20.98

Did you last smoke part or all of a cigarette in [CURRENT YEAR - 1] or [CURRENT YEAR]?

Did you last smoke part or all of a cigarette in [CURRENT YEAR - 2] or [CURRENT YEAR - 1]?

In what month in [CURRENT YEAR] did you last smoke part or all of a cigarette?

CIGYLU¹	Len: 4	YEAR OF LAST CIGARETTE USE - RECODE	Freq	Pct
		RANGE = 2012 - 2014.....	3522	6.37
		9985 = BAD DATA Logically assigned.....	71	0.13
		9989 = LEGITIMATE SKIP Logically assigned.....	73	0.13
		9991 = NEVER USED CIGARETTES.....	26059	47.15
		9994 = DON'T KNOW.....	297	0.54
		9997 = REFUSED.....	50	0.09
		9998 = BLANK (NO ANSWER).....	564	1.02
		9999 = LEGITIMATE SKIP.....	24635	44.57

PRIOR SUBSTANCE USE

In what month in [CURRENT YEAR] did you last smoke part or all of a cigarette?

In what month in [YEAR FROM LU03a or LU03b] did you last smoke part or all of a cigarette?

CIGMLU¹	Len: 2	MONTH OF LAST CIGARETTE USE - RECODE	Freq	Pct
		1 = January.....	303	0.55
		2 = February.....	244	0.44
		3 = March.....	281	0.51
		4 = April.....	225	0.41
		5 = May.....	216	0.39
		6 = June.....	300	0.54
		7 = July.....	367	0.66
		8 = August.....	272	0.49
		9 = September.....	260	0.47
		10 = October.....	257	0.46
		11 = November.....	234	0.42
		12 = December.....	313	0.57
		85 = BAD DATA Logically assigned.....	132	0.24
		89 = LEGITIMATE SKIP Logically assigned.....	73	0.13
		91 = NEVER USED CIGARETTES.....	26059	47.15
		94 = DON'T KNOW.....	474	0.86
		97 = REFUSED.....	56	0.10
		98 = BLANK (NO ANSWER).....	570	1.03
		99 = LEGITIMATE SKIP.....	24635	44.57

Earlier the computer also recorded that there was a period in your life when you smoked cigarettes every day for at least 30 days.
How old were you when you last smoked cigarettes daily?

CIGDLLST¹	Len: 3	HOW OLD WERE YOU THE LAST TIME SMOKED CIGS DAILY	Freq	Pct
		RANGE = 7 - 94.....	8636	15.62
		985 = BAD DATA Logically assigned.....	148	0.27
		991 = NEVER USED CIGARETTES.....	26059	47.15
		994 = DON'T KNOW.....	134	0.24
		997 = REFUSED.....	28	0.05
		998 = BLANK (NO ANSWER).....	18	0.03
		999 = LEGITIMATE SKIP.....	20248	36.63

Did you last smoke cigarettes daily in [CURRENT YEAR - 1] or [CURRENT YEAR]?

Did you last smoke cigarettes daily in [CURRENT YEAR - 2] or [CURRENT YEAR - 1]?

In what month in [CURRENT YEAR] did you last smoke cigarettes daily?

CIGDLYLU¹	Len: 4	YEAR OF LAST CIGARETTE USE EVERY DAY - RECODE	Freq	Pct
		RANGE = 2012 - 2014.....	2197	3.97
		9985 = BAD DATA Logically assigned.....	36	0.07
		9989 = LEGITIMATE SKIP Logically assigned.....	36	0.07
		9991 = NEVER USED CIGARETTES.....	26059	47.15
		9994 = DON'T KNOW.....	136	0.25
		9997 = REFUSED.....	28	0.05
		9998 = BLANK (NO ANSWER).....	167	0.30
		9999 = LEGITIMATE SKIP.....	26612	48.15

PRIOR SUBSTANCE USE

In what month in [CURRENT YEAR] did you last smoke cigarettes daily?

In what month in [YEAR FROM LU04a or LU04b] did you last smoke cigarettes daily?

CIGDMLU¹	Len: 2	MONTH OF LAST CIGARETTE USE EVERY DAY - RECODE	Freq	Pct
		1 = January.....	237	0.43
		2 = February.....	152	0.28
		3 = March.....	158	0.29
		4 = April.....	194	0.35
		5 = May.....	148	0.27
		6 = June.....	153	0.28
		7 = July.....	182	0.33
		8 = August.....	145	0.26
		9 = September.....	136	0.25
		10 = October.....	207	0.37
		11 = November.....	166	0.30
		12 = December.....	261	0.47
		85 = BAD DATA Logically assigned.....	50	0.09
		89 = LEGITIMATE SKIP Logically assigned.....	36	0.07
		91 = NEVER USED CIGARETTES.....	26059	47.15
		94 = DON'T KNOW.....	177	0.32
		97 = REFUSED.....	31	0.06
		98 = BLANK (NO ANSWER).....	167	0.30
		99 = LEGITIMATE SKIP.....	26612	48.15

The computer recorded that you last used snuff [CGSNREC FILL]. How old were you the last time you used snuff?

SNFAGLST¹	Len: 3	HOW OLD WERE YOU LAST THE TIME USED SNUFF	Freq	Pct
		RANGE = 1 - 78.....	5216	9.44
		985 = BAD DATA Logically assigned.....	416	0.75
		991 = NEVER USED SNUFF.....	47568	86.06
		994 = DON'T KNOW.....	146	0.26
		997 = REFUSED.....	36	0.07
		998 = BLANK (NO ANSWER).....	46	0.08
		999 = LEGITIMATE SKIP.....	1843	3.33

Did you last use snuff in [CURRENT YEAR - 1] or [CURRENT YEAR]?

Did you last use snuff in [CURRENT YEAR - 2] or [CURRENT YEAR - 1]?

In what month in [CURRENT YEAR] did you last use snuff?

SNUFYLU¹	Len: 4	YEAR OF LAST SNUFF USE - RECODE	Freq	Pct
		RANGE = 2012 - 2014.....	981	1.77
		9985 = BAD DATA Logically assigned.....	34	0.06
		9989 = LEGITIMATE SKIP Logically assigned.....	29	0.05
		9991 = NEVER USED SNUFF.....	47568	86.06
		9994 = DON'T KNOW.....	149	0.27
		9997 = REFUSED.....	36	0.07
		9998 = BLANK (NO ANSWER).....	460	0.83
		9999 = LEGITIMATE SKIP.....	6014	10.88

PRIOR SUBSTANCE USE

In what month in [CURRENT YEAR] did you last use snuff?

In what month in [YEAR FROM LU05a or LU05b] did you last use snuff?

SNUFMLU¹	Len: 2	MONTH OF LAST SNUFF USE - RECODE	Freq	Pct
		1 = January.....	87	0.16
		2 = February.....	79	0.14
		3 = March.....	67	0.12
		4 = April.....	53	0.10
		5 = May.....	64	0.12
		6 = June.....	85	0.15
		7 = July.....	83	0.15
		8 = August.....	84	0.15
		9 = September.....	65	0.12
		10 = October.....	64	0.12
		11 = November.....	84	0.15
		12 = December.....	55	0.10
		85 = BAD DATA Logically assigned.....	70	0.13
		89 = LEGITIMATE SKIP Logically assigned.....	29	0.05
		91 = NEVER USED SNUFF.....	47568	86.06
		94 = DON'T KNOW.....	212	0.38
		97 = REFUSED.....	41	0.07
		98 = BLANK (NO ANSWER).....	467	0.84
		99 = LEGITIMATE SKIP.....	6014	10.88

The computer recorded that you last used chewing tobacco [CG20REC FILL]. How old were you the last time you used chewing tobacco?

CHWAGLST¹	Len: 3	HOW OLD WERE YOU LAST TIME USED CHEWING TOBACCO	Freq	Pct
		RANGE = 1 - 80.....	5067	9.17
		985 = BAD DATA Logically assigned.....	280	0.51
		991 = NEVER USED CHEWING TOBACCO.....	48898	88.47
		994 = DON'T KNOW.....	170	0.31
		997 = REFUSED.....	18	0.03
		998 = BLANK (NO ANSWER).....	24	0.04
		999 = LEGITIMATE SKIP.....	814	1.47

Did you last use chewing tobacco in [CURRENT YEAR - 1] or [CURRENT YEAR]?

Did you last use chewing tobacco in [CURRENT YEAR - 2] or [CURRENT YEAR - 1]?

In what month in [CURRENT YEAR] did you last use chewing tobacco?

CHEWYLU¹	Len: 4	YEAR OF LAST CHEWING TOBACCO USE - RECODE	Freq	Pct
		RANGE = 2012 - 2014.....	911	1.65
		9985 = BAD DATA Logically assigned.....	20	0.04
		9989 = LEGITIMATE SKIP Logically assigned.....	20	0.04
		9991 = NEVER USED CHEWING TOBACCO.....	48898	88.47
		9994 = DON'T KNOW.....	172	0.31
		9997 = REFUSED.....	18	0.03
		9998 = BLANK (NO ANSWER).....	302	0.55
		9999 = LEGITIMATE SKIP.....	4930	8.92

PRIOR SUBSTANCE USE

In what month in [CURRENT YEAR] did you last use chewing tobacco?

In what month in [YEAR FROM LU06a or LU06b] did you last use chewing tobacco?

CHEWMLU¹	Len: 2	MONTH OF LAST CHEWING TOBACCO USE - RECODE	Freq	Pct
		1 = January.....	82	0.15
		2 = February.....	72	0.13
		3 = March.....	52	0.09
		4 = April.....	59	0.11
		5 = May.....	54	0.10
		6 = June.....	93	0.17
		7 = July.....	87	0.16
		8 = August.....	58	0.10
		9 = September.....	63	0.11
		10 = October.....	72	0.13
		11 = November.....	74	0.13
		12 = December.....	59	0.11
		85 = BAD DATA Logically assigned.....	47	0.09
		89 = LEGITIMATE SKIP Logically assigned.....	20	0.04
		91 = NEVER USED CHEWING TOBACCO.....	48898	88.47
		94 = DON'T KNOW.....	224	0.41
		97 = REFUSED.....	21	0.04
		98 = BLANK (NO ANSWER).....	306	0.55
		99 = LEGITIMATE SKIP.....	4930	8.92

The computer recorded that you last smoked part or all of a cigar [CG37REC FILL]. How old were you the last time you smoked part or all of a cigar?

CGRAGLST¹	Len: 3	HOW OLD WERE YOU THE LAST TIME SMOKED CIGAR	Freq	Pct
		RANGE = 1 - 85.....	12900	23.34
		985 = BAD DATA Logically assigned.....	658	1.19
		991 = NEVER USED CIGARS.....	38318	69.33
		994 = DON'T KNOW.....	447	0.81
		997 = REFUSED.....	45	0.08
		998 = BLANK (NO ANSWER).....	21	0.04
		999 = LEGITIMATE SKIP.....	2882	5.21

Did you last smoke part or all of a cigar in [CURRENT YEAR - 1] or [CURRENT YEAR]?

Did you last smoke part or all of a cigar in [CURRENT YEAR - 2] or [CURRENT YEAR - 1]?

In what month in [CURRENT YEAR] did you last smoke part or all of a cigar?

CIGARYLU¹	Len: 4	YEAR OF LAST CIGAR USE - RECODE	Freq	Pct
		RANGE = 2012 - 2014.....	3978	7.20
		9985 = BAD DATA Logically assigned.....	78	0.14
		9989 = LEGITIMATE SKIP Logically assigned.....	82	0.15
		9991 = NEVER USED CIGARS.....	38318	69.33
		9994 = DON'T KNOW.....	452	0.82
		9997 = REFUSED.....	45	0.08
		9998 = BLANK (NO ANSWER).....	675	1.22
		9999 = LEGITIMATE SKIP.....	11643	21.07

PRIOR SUBSTANCE USE

In what month in [CURRENT YEAR] did you last smoke part or all of a cigar?

In what month in [YEAR FROM LU07a or LU07b] did you last smoke part or all of a cigar?

CIGARMLU¹	Len: 2	MONTH OF LAST CIGAR USE - RECODE	Freq	Pct
		1 = January.....	311	0.56
		2 = February.....	215	0.39
		3 = March.....	255	0.46
		4 = April.....	237	0.43
		5 = May.....	274	0.50
		6 = June.....	369	0.67
		7 = July.....	513	0.93
		8 = August.....	353	0.64
		9 = September.....	321	0.58
		10 = October.....	274	0.50
		11 = November.....	245	0.44
		12 = December.....	281	0.51
		85 = BAD DATA Logically assigned.....	154	0.28
		89 = LEGITIMATE SKIP Logically assigned.....	82	0.15
		91 = NEVER USED CIGARS.....	38318	69.33
		94 = DON'T KNOW.....	680	1.23
		97 = REFUSED.....	57	0.10
		98 = BLANK (NO ANSWER).....	689	1.25
		99 = LEGITIMATE SKIP.....	11643	21.07

The computer recorded that you last drank an alcoholic beverage [ALCREC FILL]. How old were you the last time you drank an alcoholic beverage?

ALCAGLST¹	Len: 3	HOW OLD WERE YOU LAST TIME DRANK ALCOHOL BEVERAGE	Freq	Pct
		RANGE = 1 - 95.....	13912	25.17
		985 = BAD DATA Logically assigned.....	167	0.30
		989 = LEGITIMATE SKIP Logically assigned.....	3	0.01
		991 = NEVER USED ALCOHOL.....	14571	26.36
		994 = DON'T KNOW.....	248	0.45
		997 = REFUSED.....	77	0.14
		998 = BLANK (NO ANSWER).....	315	0.57
		999 = LEGITIMATE SKIP.....	25978	47.00

Did you last drink an alcoholic beverage in [CURRENT YEAR - 1] or [CURRENT YEAR]?

Did you last drink an alcoholic beverage in [CURRENT YEAR - 2] or [CURRENT YEAR - 1]?

In what month in [CURRENT YEAR] did you last drink an alcoholic beverage?

ALCYLU¹	Len: 4	YEAR OF LAST ALCOHOL USE - RECODE	Freq	Pct
		RANGE = 2012 - 2014.....	9026	16.33
		9985 = BAD DATA Logically assigned.....	124	0.22
		9989 = LEGITIMATE SKIP Logically assigned.....	115	0.21
		9991 = NEVER USED ALCOHOL.....	14571	26.36
		9994 = DON'T KNOW.....	258	0.47
		9997 = REFUSED.....	79	0.14
		9998 = BLANK (NO ANSWER).....	484	0.88
		9999 = LEGITIMATE SKIP.....	30614	55.39

PRIOR SUBSTANCE USE

In what month in [CURRENT YEAR] did you last drink an alcoholic beverage?

In what month in [YEAR FROM LU08a or LU08b] did you last drink an alcoholic beverage?

ALCMLU¹	Len: 2	MONTH OF LAST ALCOHOL USE - RECODE	Freq	Pct
		1 = January.....	1105	2.00
		2 = February.....	674	1.22
		3 = March.....	665	1.20
		4 = April.....	474	0.86
		5 = May.....	570	1.03
		6 = June.....	737	1.33
		7 = July.....	916	1.66
		8 = August.....	762	1.38
		9 = September.....	612	1.11
		10 = October.....	507	0.92
		11 = November.....	462	0.84
		12 = December.....	1166	2.11
		85 = BAD DATA Logically assigned.....	176	0.32
		89 = LEGITIMATE SKIP Logically assigned.....	115	0.21
		91 = NEVER USED ALCOHOL.....	14571	26.36
		94 = DON'T KNOW.....	547	0.99
		97 = REFUSED.....	104	0.19
		98 = BLANK (NO ANSWER).....	494	0.89
		99 = LEGITIMATE SKIP.....	30614	55.39

The computer recorded that you last used cocaine [CCREC FILL]. How old were you the last time you used cocaine?

COCAGLST¹	Len: 3	HOW OLD WERE YOU THE LAST TIME USED COCAINE	Freq	Pct
		RANGE = 1 - 75.....	5639	10.20
		985 = BAD DATA Logically assigned.....	425	0.77
		989 = LEGITIMATE SKIP Logically assigned.....	17	0.03
		991 = NEVER USED COCAINE.....	48618	87.96
		994 = DON'T KNOW.....	159	0.29
		997 = REFUSED.....	36	0.07
		998 = BLANK (NO ANSWER).....	39	0.07
		999 = LEGITIMATE SKIP.....	338	0.61

Did you last use cocaine in [CURRENT YEAR - 1] or [CURRENT YEAR]?

Did you last use cocaine in [CURRENT YEAR - 2] or [CURRENT YEAR - 1]?

In what month in [CURRENT YEAR] did you last use cocaine?

COCYLU¹	Len: 4	YEAR OF LAST COCAINE USE - RECODE	Freq	Pct
		RANGE = 2012 - 2014.....	964	1.74
		9985 = BAD DATA Logically assigned.....	21	0.04
		9989 = LEGITIMATE SKIP Logically assigned.....	38	0.07
		9991 = NEVER USED COCAINE.....	48618	87.96
		9994 = DON'T KNOW.....	160	0.29
		9997 = REFUSED.....	36	0.07
		9998 = BLANK (NO ANSWER).....	480	0.87
		9999 = LEGITIMATE SKIP.....	4954	8.96

PRIOR SUBSTANCE USE

In what month in [CURRENT YEAR] did you last use cocaine?

In what month in [YEAR FROM LU09a or LU09b] did you last use cocaine?

COCMLU¹	Len: 2	MONTH OF LAST COCAINE USE - RECODE	Freq	Pct
		1 = January.....	86	0.16
		2 = February.....	68	0.12
		3 = March.....	78	0.14
		4 = April.....	75	0.14
		5 = May.....	68	0.12
		6 = June.....	101	0.18
		7 = July.....	73	0.13
		8 = August.....	68	0.12
		9 = September.....	63	0.11
		10 = October.....	72	0.13
		11 = November.....	59	0.11
		12 = December.....	80	0.14
		85 = BAD DATA Logically assigned.....	45	0.08
		89 = LEGITIMATE SKIP Logically assigned.....	38	0.07
		91 = NEVER USED COCAINE.....	48618	87.96
		94 = DON'T KNOW.....	205	0.37
		97 = REFUSED.....	39	0.07
		98 = BLANK (NO ANSWER).....	481	0.87
		99 = LEGITIMATE SKIP.....	4954	8.96

The computer recorded that you last used "crack" [CKREC FILL]. How old were you the last time you used "crack?"

CRKAGLST¹	Len: 3	HOW OLD WERE YOU THE LAST TIME USED CRACK	Freq	Pct
		RANGE = 12 - 64.....	1345	2.43
		985 = BAD DATA Logically assigned.....	177	0.32
		991 = NEVER USED CRACK.....	53586	96.95
		994 = DON'T KNOW.....	60	0.11
		997 = REFUSED.....	18	0.03
		998 = BLANK (NO ANSWER).....	17	0.03
		999 = LEGITIMATE SKIP.....	68	0.12

Did you last use "crack" in [CURRENT YEAR - 1] or [CURRENT YEAR]?

Did you last use "crack" in [CURRENT YEAR - 2] or [CURRENT YEAR - 1]?

In what month in [CURRENT YEAR] did you last use "crack"?

CRKYL¹	Len: 4	YEAR OF LAST CRACK USE - RECODE	Freq	Pct
		RANGE = 2012 - 2014.....	149	0.27
		9985 = BAD DATA Logically assigned.....	1	0.00
		9989 = LEGITIMATE SKIP Logically assigned.....	9	0.02
		9991 = NEVER USED CRACK.....	53586	96.95
		9994 = DON'T KNOW.....	60	0.11
		9997 = REFUSED.....	18	0.03
		9998 = BLANK (NO ANSWER).....	194	0.35
		9999 = LEGITIMATE SKIP.....	1254	2.27

PRIOR SUBSTANCE USE

In what month in [YEAR FROM LU10a or LU10b] did you last use "crack"?

CRKMLU ¹	Len: 2	MONTH OF LAST CRACK USE - RECODE	Freq	Pct
		1 = January.....	21	0.04
		2 = February.....	12	0.02
		3 = March.....	9	0.02
		4 = April.....	17	0.03
		5 = May.....	6	0.01
		6 = June.....	16	0.03
		7 = July.....	11	0.02
		8 = August.....	8	0.01
		9 = September.....	9	0.02
		10 = October.....	7	0.01
		11 = November.....	10	0.02
		12 = December.....	10	0.02
		85 = BAD DATA Logically assigned.....	5	0.01
		89 = LEGITIMATE SKIP Logically assigned.....	9	0.02
		91 = NEVER USED CRACK.....	53586	96.95
		94 = DON'T KNOW.....	66	0.12
		97 = REFUSED.....	20	0.04
		98 = BLANK (NO ANSWER).....	195	0.35
		99 = LEGITIMATE SKIP.....	1254	2.27

The computer recorded that you last used heroin [HEREC FILL]. How old were you the last time you used heroin?

HERAGLST ¹	Len: 3	HOW OLD WERE YOU THE LAST TIME USED HEROIN	Freq	Pct
		RANGE = 12 - 60.....	722	1.31
		985 = BAD DATA Logically assigned.....	89	0.16
		991 = NEVER USED HEROIN.....	54296	98.24
		994 = DON'T KNOW.....	23	0.04
		997 = REFUSED.....	8	0.01
		998 = BLANK (NO ANSWER).....	35	0.06
		999 = LEGITIMATE SKIP.....	98	0.18

Did you last use heroin in [CURRENT YEAR - 1] or [CURRENT YEAR]?

Did you last use heroin in [CURRENT YEAR - 2] or [CURRENT YEAR - 1]?

In what month in [CURRENT YEAR] did you last use heroin?

HERYLU ¹	Len: 4	YEAR OF LAST HEROIN USE - RECODE	Freq	Pct
		RANGE = 2012 - 2014.....	195	0.35
		9985 = BAD DATA Logically assigned.....	10	0.02
		9989 = LEGITIMATE SKIP Logically assigned.....	2	0.00
		9991 = NEVER USED HEROIN.....	54296	98.24
		9994 = DON'T KNOW.....	23	0.04
		9997 = REFUSED.....	8	0.01
		9998 = BLANK (NO ANSWER).....	124	0.22
		9999 = LEGITIMATE SKIP.....	613	1.11

PRIOR SUBSTANCE USE

In what month in [CURRENT YEAR] did you last use heroin?

In what month in [YEAR FROM LU11a or LU11b] did you last use heroin?

HERMLU ¹	Len: 2	MONTH OF LAST HEROIN USE - RECODE	Freq	Pct
		1 = January.....	15	0.03
		2 = February.....	20	0.04
		3 = March.....	16	0.03
		4 = April.....	15	0.03
		5 = May.....	18	0.03
		6 = June.....	14	0.03
		7 = July.....	11	0.02
		8 = August.....	16	0.03
		9 = September.....	15	0.03
		10 = October.....	10	0.02
		11 = November.....	18	0.03
		12 = December.....	15	0.03
		85 = BAD DATA Logically assigned.....	12	0.02
		89 = LEGITIMATE SKIP Logically assigned.....	2	0.00
		91 = NEVER USED HEROIN.....	54296	98.24
		94 = DON'T KNOW.....	30	0.05
		97 = REFUSED.....	8	0.01
		98 = BLANK (NO ANSWER).....	127	0.23
		99 = LEGITIMATE SKIP.....	613	1.11

The computer recorded that you last used [LSFILL] [HALLREC FILL]. How old were you the last time you used [LSFILL]?

HALAGLST ¹	Len: 3	HOW OLD WERE YOU THE LAST TIME USED HALLUCINOGEN	Freq	Pct
		RANGE = 1 - 73.....	6591	11.92
		985 = BAD DATA Logically assigned.....	450	0.81
		989 = LEGITIMATE SKIP Logically assigned.....	16	0.03
		991 = NEVER USED HALLUCINOGENS.....	47472	85.89
		994 = DON'T KNOW.....	178	0.32
		997 = REFUSED.....	37	0.07
		998 = BLANK (NO ANSWER).....	199	0.36
		999 = LEGITIMATE SKIP.....	328	0.59

Did you last use [LSFILL] in [CURRENT YEAR - 1] or [CURRENT YEAR]?

Did you last use [LSFILL] in [CURRENT YEAR - 2] or [CURRENT YEAR - 1]?

In what month in [CURRENT YEAR] did you last use [LSFILL]?

HALYLU ¹	Len: 4	YEAR OF LAST HALLUCINOGEN USE - RECODE	Freq	Pct
		RANGE = 2012 - 2014.....	1195	2.16
		9985 = BAD DATA Logically assigned.....	32	0.06
		9989 = LEGITIMATE SKIP Logically assigned.....	31	0.06
		9991 = NEVER USED HALLUCINOGENS.....	47472	85.89
		9994 = DON'T KNOW.....	179	0.32
		9997 = REFUSED.....	38	0.07
		9998 = BLANK (NO ANSWER).....	731	1.32
		9999 = LEGITIMATE SKIP.....	5593	10.12

PRIOR SUBSTANCE USE

In what month in [CURRENT YEAR] did you last use [LSFILL]?

In what month in [YEAR FROM LU12a or LU12b] did you last use [LSFILL]?

HALMLU¹	Len: 2	MONTH OF LAST HALLUCINOGEN USE - RECODE	Freq	Pct
		1 = January.....	93	0.17
		2 = February.....	61	0.11
		3 = March.....	88	0.16
		4 = April.....	85	0.15
		5 = May.....	101	0.18
		6 = June.....	127	0.23
		7 = July.....	126	0.23
		8 = August.....	100	0.18
		9 = September.....	84	0.15
		10 = October.....	80	0.14
		11 = November.....	74	0.13
		12 = December.....	82	0.15
		85 = BAD DATA Logically assigned.....	74	0.13
		89 = LEGITIMATE SKIP Logically assigned.....	30	0.05
		91 = NEVER USED HALLUCINOGENS.....	47472	85.89
		94 = DON'T KNOW.....	219	0.40
		97 = REFUSED.....	47	0.09
		98 = BLANK (NO ANSWER).....	734	1.33
		99 = LEGITIMATE SKIP.....	5594	10.12

The computer recorded that you last used LSD [LSDREC FILL]. How old were you the last time you used LSD?

LSDAGLST¹	Len: 3	HOW OLD WERE YOU THE LAST TIME USED LSD	Freq	Pct
		RANGE = 1 - 68.....	3778	6.84
		985 = BAD DATA Logically assigned.....	217	0.39
		991 = NEVER USED LSD.....	50885	92.06
		994 = DON'T KNOW.....	104	0.19
		997 = REFUSED.....	21	0.04
		998 = BLANK (NO ANSWER).....	167	0.30
		999 = LEGITIMATE SKIP.....	99	0.18

Did you last use LSD in [CURRENT YEAR - 1] or [CURRENT YEAR]?

Did you last use LSD in [CURRENT YEAR - 2] or [CURRENT YEAR - 1]?

In what month in [CURRENT YEAR] did you last use LSD?

LSDYLU¹	Len: 4	YEAR OF LAST LSD USE - RECODE	Freq	Pct
		RANGE = 2012 - 2014.....	502	0.91
		9985 = BAD DATA Logically assigned.....	6	0.01
		9989 = LEGITIMATE SKIP Logically assigned.....	12	0.02
		9991 = NEVER USED LSD.....	50885	92.06
		9994 = DON'T KNOW.....	106	0.19
		9997 = REFUSED.....	21	0.04
		9998 = BLANK (NO ANSWER).....	387	0.70
		9999 = LEGITIMATE SKIP.....	3352	6.06

PRIOR SUBSTANCE USE

In what month in [CURRENT YEAR] did you last use LSD?

In what month in [YEAR FROM LU13a or LU13b] did you last use LSD?

LSDMLU¹	Len: 2	MONTH OF LAST LSD USE - RECODE	Freq	Pct
		1 = January.....	40	0.07
		2 = February.....	28	0.05
		3 = March.....	32	0.06
		4 = April.....	36	0.07
		5 = May.....	35	0.06
		6 = June.....	63	0.11
		7 = July.....	54	0.10
		8 = August.....	49	0.09
		9 = September.....	33	0.06
		10 = October.....	30	0.05
		11 = November.....	26	0.05
		12 = December.....	32	0.06
		85 = BAD DATA Logically assigned.....	22	0.04
		89 = LEGITIMATE SKIP Logically assigned.....	12	0.02
		91 = NEVER USED LSD.....	50885	92.06
		94 = DON'T KNOW.....	123	0.22
		97 = REFUSED.....	23	0.04
		98 = BLANK (NO ANSWER).....	396	0.72
		99 = LEGITIMATE SKIP.....	3352	6.06

The computer recorded that you last used PCP [PCPPREC FILL]. How old were you the last time you used PCP?

PCPAGLST¹	Len: 3	HOW OLD WERE YOU THE LAST TIME USED PCP	Freq	Pct
		RANGE = 11 - 57.....	767	1.39
		985 = BAD DATA Logically assigned.....	94	0.17
		991 = NEVER USED PCP.....	54298	98.24
		994 = DON'T KNOW.....	31	0.06
		997 = REFUSED.....	10	0.02
		998 = BLANK (NO ANSWER).....	62	0.11
		999 = LEGITIMATE SKIP.....	9	0.02

Did you last use PCP in [CURRENT YEAR - 1] or [CURRENT YEAR]?

Did you last use PCP in [CURRENT YEAR - 2] or [CURRENT YEAR - 1]?

In what month in [CURRENT YEAR] did you last use PCP?

PCPYLU¹	Len: 4	YEAR OF LAST PCP USE - RECODE	Freq	Pct
		RANGE = 2012 - 2014.....	47	0.09
		9985 = BAD DATA Logically assigned.....	2	0.00
		9989 = LEGITIMATE SKIP Logically assigned.....	3	0.01
		9991 = NEVER USED PCP.....	54298	98.24
		9994 = DON'T KNOW.....	30	0.05
		9997 = REFUSED.....	11	0.02
		9998 = BLANK (NO ANSWER).....	155	0.28
		9999 = LEGITIMATE SKIP.....	725	1.31

PRIOR SUBSTANCE USE

In what month in [CURRENT YEAR] did you last use PCP?

In what month in [YEAR FROM LU14a or LU14b] did you last use PCP?

PCPMLU ¹	Len: 2	MONTH OF LAST PCP USE - RECODE	Freq	Pct
		1 = January.....	9	0.02
		2 = February.....	5	0.01
		3 = March.....	4	0.01
		4 = April.....	3	0.01
		5 = May.....	3	0.01
		6 = June.....	2	0.00
		7 = July.....	4	0.01
		8 = August.....	4	0.01
		9 = September.....	3	0.01
		10 = October.....	2	0.00
		12 = December.....	3	0.01
		85 = BAD DATA Logically assigned.....	3	0.01
		89 = LEGITIMATE SKIP Logically assigned.....	3	0.01
		91 = NEVER USED PCP.....	54298	98.24
		94 = DON'T KNOW.....	33	0.06
		97 = REFUSED.....	11	0.02
		98 = BLANK (NO ANSWER).....	156	0.28
		99 = LEGITIMATE SKIP.....	725	1.31

The computer recorded that you last used "Ecstasy" also known as MDMA [ECSTREC FILL]. How old were you the last time you used "Ecstasy"?

ECSAGLST ¹	Len: 3	HOW OLD WERE YOU THE LAST TIME USED ECSTASY	Freq	Pct
		RANGE = 1 - 67.....	3458	6.26
		985 = BAD DATA Logically assigned.....	197	0.36
		991 = NEVER USED ECSTASY.....	51180	92.60
		994 = DON'T KNOW.....	64	0.12
		997 = REFUSED.....	16	0.03
		998 = BLANK (NO ANSWER).....	198	0.36
		999 = LEGITIMATE SKIP.....	158	0.29

Did you last use "Ecstasy" in [CURRENT YEAR - 1] or [CURRENT YEAR]?

Did you last use "Ecstasy" in [CURRENT YEAR - 2] or [CURRENT YEAR - 1]?

In what month in [CURRENT YEAR] did you last use "Ecstasy"?

ECSYLU ¹	Len: 4	YEAR OF LAST ECSTASY USE - RECODE	Freq	Pct
		RANGE = 2012 - 2014.....	727	1.32
		9985 = BAD DATA Logically assigned.....	5	0.01
		9989 = LEGITIMATE SKIP Logically assigned.....	14	0.03
		9991 = NEVER USED ECSTASY.....	51180	92.60
		9994 = DON'T KNOW.....	63	0.11
		9997 = REFUSED.....	16	0.03
		9998 = BLANK (NO ANSWER).....	399	0.72
		9999 = LEGITIMATE SKIP.....	2867	5.19

PRIOR SUBSTANCE USE

In what month in [CURRENT YEAR] did you last use "Ecstasy"?

In what month in [YEAR FROM LU15a or LU15b] did you last use "Ecstasy"?

ECSMLU¹	Len: 2	MONTH OF LAST ECSTASY USE - RECODE	Freq	Pct
		1 = January.....	53	0.10
		2 = February.....	31	0.06
		3 = March.....	60	0.11
		4 = April.....	53	0.10
		5 = May.....	64	0.12
		6 = June.....	76	0.14
		7 = July.....	74	0.13
		8 = August.....	44	0.08
		9 = September.....	50	0.09
		10 = October.....	69	0.12
		11 = November.....	39	0.07
		12 = December.....	58	0.10
		85 = BAD DATA Logically assigned.....	25	0.05
		89 = LEGITIMATE SKIP Logically assigned.....	14	0.03
		91 = NEVER USED ECSTASY.....	51180	92.60
		94 = DON'T KNOW.....	84	0.15
		97 = REFUSED.....	20	0.04
		98 = BLANK (NO ANSWER).....	410	0.74
		99 = LEGITIMATE SKIP.....	2867	5.19

The computer recorded that you last used any inhalants for kicks or to get high [INREC FILL]. How old were you the last time you used any inhalants for kicks or to get high?

INHAGLST¹	Len: 3	HOW OLD WERE YOU THE LAST TIME USED INHALANTS	Freq	Pct
		RANGE = 1 - 63.....	3525	6.38
		985 = BAD DATA Logically assigned.....	446	0.81
		989 = LEGITIMATE SKIP Logically assigned.....	1	0.00
		991 = NEVER USED INHALANTS.....	50758	91.83
		994 = DON'T KNOW.....	167	0.30
		997 = REFUSED.....	57	0.10
		998 = BLANK (NO ANSWER).....	166	0.30
		999 = LEGITIMATE SKIP.....	151	0.27

Did you last use an inhalant for kicks or to get high in [CURRENT YEAR - 1] or [CURRENT YEAR]?

Did you last use an inhalant for kicks or to get high in [CURRENT YEAR - 2] or [CURRENT YEAR - 1]?

In what month in [CURRENT YEAR] did you last use an inhalant for kicks or to get high?

INHYLU¹	Len: 4	YEAR OF LAST INHALANT USE - RECODE	Freq	Pct
		RANGE = 2012 - 2014.....	481	0.87
		9985 = BAD DATA Logically assigned.....	31	0.06
		9989 = LEGITIMATE SKIP Logically assigned.....	18	0.03
		9991 = NEVER USED INHALANTS.....	50758	91.83
		9994 = DON'T KNOW.....	169	0.31
		9997 = REFUSED.....	59	0.11
		9998 = BLANK (NO ANSWER).....	600	1.09
		9999 = LEGITIMATE SKIP.....	3155	5.71

PRIOR SUBSTANCE USE

In what month in [CURRENT YEAR] did you last use an inhalant for kicks or to get high?

In what month in [YEAR FROM LU16a or LU16b] did you last use an inhalant for kicks or to get high?

INHMLU¹	Len: 2	MONTH OF LAST INHALANT USE - RECODE	Freq	Pct
		1 = January.....	52	0.09
		2 = February.....	29	0.05
		3 = March.....	28	0.05
		4 = April.....	27	0.05
		5 = May.....	33	0.06
		6 = June.....	55	0.10
		7 = July.....	42	0.08
		8 = August.....	31	0.06
		9 = September.....	31	0.06
		10 = October.....	24	0.04
		11 = November.....	32	0.06
		12 = December.....	23	0.04
		85 = BAD DATA Logically assigned.....	54	0.10
		89 = LEGITIMATE SKIP Logically assigned.....	18	0.03
		91 = NEVER USED INHALANTS.....	50758	91.83
		94 = DON'T KNOW.....	212	0.38
		97 = REFUSED.....	63	0.11
		98 = BLANK (NO ANSWER).....	604	1.09
		99 = LEGITIMATE SKIP.....	3155	5.71

The computer recorded that you last used a prescription pain reliever that was not prescribed for you or that you took only for the experience or feeling it caused [PRREC FILL]. How old were you the last time you used any prescription pain reliever in either of these ways?

ANLAGLST¹	Len: 3	HOW OLD WERE YOU THE LAST TIME USED PAIN RELIEVER	Freq	Pct
		RANGE = 1 - 90.....	6049	10.94
		981 = NEVER USED PAIN RELIEVERS Logically assigned.....	68	0.12
		985 = BAD DATA Logically assigned.....	402	0.73
		989 = LEGITIMATE SKIP Logically assigned.....	7	0.01
		991 = NEVER USED PAIN RELIEVERS.....	47064	85.15
		994 = DON'T KNOW.....	303	0.55
		997 = REFUSED.....	72	0.13
		998 = BLANK (NO ANSWER).....	302	0.55
		999 = LEGITIMATE SKIP.....	1004	1.82

Did you last use any prescription pain reliever that was not prescribed for you or that you took only for the experience or feeling it caused in [CURRENT YEAR - 1] or [CURRENT YEAR]?

Did you last use any prescription pain reliever that was not prescribed for you or that you took only for the experience or feeling it caused in [CURRENT YEAR - 2] or [CURRENT YEAR - 1]?

In what month in [CURRENT YEAR] did you last use a prescription pain reliever that was not prescribed for you or that you took only for the experience or feeling it caused?

ANALYLU¹	Len: 4	YEAR OF LAST PAIN RELIEVER USE - RECODE	Freq	Pct
		RANGE = 2012 - 2014.....	2143	3.88
		9981 = NEVER USED PAIN RELIEVERS Logically assigned.....	68	0.12
		9985 = BAD DATA Logically assigned.....	66	0.12
		9989 = LEGITIMATE SKIP Logically assigned.....	73	0.13
		9991 = NEVER USED PAIN RELIEVERS.....	47064	85.15
		9994 = DON'T KNOW.....	315	0.57
		9997 = REFUSED.....	83	0.15
		9998 = BLANK (NO ANSWER).....	696	1.26
		9999 = LEGITIMATE SKIP.....	4763	8.62

PRIOR SUBSTANCE USE

In what month in [CURRENT YEAR] did you last use a prescription pain reliever that was not prescribed for you or that you took only for the experience or feeling it caused?

In what month in [YEAR FROM LU17a or LU17b] did you last use a prescription pain reliever that was not prescribed for you or that you took only for the experience or feeling it caused?

ANALMLU ¹	Len: 2	MONTH OF LAST PAIN RELIEVER USE - RECODE	Freq	Pct
		1 = January.....	174	0.31
		2 = February.....	174	0.31
		3 = March.....	141	0.26
		4 = April.....	141	0.26
		5 = May.....	150	0.27
		6 = June.....	197	0.36
		7 = July.....	178	0.32
		8 = August.....	150	0.27
		9 = September.....	141	0.26
		10 = October.....	160	0.29
		11 = November.....	159	0.29
		12 = December.....	172	0.31
		81 = NEVER USED PAIN RELIEVERS Logically assigned.....	68	0.12
		85 = BAD DATA Logically assigned.....	113	0.20
		89 = LEGITIMATE SKIP Logically assigned.....	73	0.13
		91 = NEVER USED PAIN RELIEVERS.....	47064	85.15
		94 = DON'T KNOW.....	456	0.83
		97 = REFUSED.....	91	0.16
		98 = BLANK (NO ANSWER).....	706	1.28
		99 = LEGITIMATE SKIP.....	4763	8.62

The computer recorded that you last used OxyContin that was not prescribed for you or that you took only for the experience or feeling it caused [OXYREC FILL]. How old were you the last time you used OxyContin in either of these ways?

OXYAGLST ¹	Len: 3	HOW OLD WERE YOU THE LAST TIME USED OXYCONTIN	Freq	Pct
		RANGE = 10 - 64.....	1488	2.69
		981 = NEVER USED OXYCONTIN Logically assigned.....	2237	4.05
		985 = BAD DATA Logically assigned.....	111	0.20
		989 = LEGITIMATE SKIP Logically assigned.....	1	0.00
		991 = NEVER USED OXYCONTIN.....	51125	92.50
		994 = DON'T KNOW.....	55	0.10
		997 = REFUSED.....	33	0.06
		998 = BLANK (NO ANSWER).....	136	0.25
		999 = LEGITIMATE SKIP.....	85	0.15

Did you last use OxyContin that was not prescribed for you or that you took only for the experience or feeling it caused in [CURRENT YEAR - 1] or [CURRENT YEAR]?

Did you last use OxyContin that was not prescribed for you or that you took only for the experience or feeling it caused in [CURRENT YEAR - 2] or [CURRENT YEAR - 1]?

In what month in [CURRENT YEAR] did you last use OxyContin that was not prescribed for you or that you took only for the experience or feeling it caused?

OXYCYLU ¹	Len: 4	YEAR OF LAST OXYCONTIN USE - RECODE	Freq	Pct
		RANGE = 2012 - 2014.....	362	0.65
		9981 = NEVER USED OXYCONTIN Logically assigned.....	2237	4.05
		9985 = BAD DATA Logically assigned.....	10	0.02
		9989 = LEGITIMATE SKIP Logically assigned.....	13	0.02
		9991 = NEVER USED OXYCONTIN.....	51125	92.50
		9994 = DON'T KNOW.....	57	0.10
		9997 = REFUSED.....	33	0.06
		9998 = BLANK (NO ANSWER).....	245	0.44
		9999 = LEGITIMATE SKIP.....	1189	2.15

PRIOR SUBSTANCE USE

In what month in [CURRENT YEAR] did you last use OxyContin that was not prescribed for you or that you took only for the experience or feeling it caused?

In what month in [YEAR FROM LU17f or LU17g] did you last use OxyContin that was not prescribed for you or that you took only for the experience or feeling it caused?

OXYCMLU ¹	Len: 2	MONTH OF LAST OXYCONTIN USE - RECODE	Freq	Pct
		1 = January.....	23	0.04
		2 = February.....	17	0.03
		3 = March.....	28	0.05
		4 = April.....	33	0.06
		5 = May.....	26	0.05
		6 = June.....	33	0.06
		7 = July.....	31	0.06
		8 = August.....	29	0.05
		9 = September.....	20	0.04
		10 = October.....	27	0.05
		11 = November.....	30	0.05
		12 = December.....	30	0.05
		81 = NEVER USED OXYCONTIN Logically assigned.....	2237	4.05
		85 = BAD DATA Logically assigned.....	20	0.04
		89 = LEGITIMATE SKIP Logically assigned.....	13	0.02
		91 = NEVER USED OXYCONTIN.....	51125	92.50
		94 = DON'T KNOW.....	80	0.14
		97 = REFUSED.....	33	0.06
		98 = BLANK (NO ANSWER).....	247	0.45
		99 = LEGITIMATE SKIP.....	1189	2.15

The computer recorded that you last used a prescription tranquilizer that was not prescribed for you or that you took only for the experience or feeling it caused [TRREC FILL]. How old were you the last time you used any prescription tranquilizer in either of those ways?

TRNAGLST ¹	Len: 3	HOW OLD WERE YOU THE LAST TIME USED TRANQUILIZERS	Freq	Pct
		RANGE = 1 - 80.....	3883	7.03
		981 = NEVER USED TRANQUILIZERS Logically assigned.....	6	0.01
		985 = BAD DATA Logically assigned.....	373	0.67
		991 = NEVER USED TRANQUILIZERS.....	50153	90.74
		994 = DON'T KNOW.....	214	0.39
		997 = REFUSED.....	48	0.09
		998 = BLANK (NO ANSWER).....	156	0.28
		999 = LEGITIMATE SKIP.....	438	0.79

Did you last use any prescription tranquilizer that was not prescribed for you or that you took only for the experience or feeling it caused in [CURRENT YEAR - 1] or [CURRENT YEAR]?

Did you last use any prescription tranquilizer that was not prescribed for you or that you took only for the experience or feeling it caused in [CURRENT YEAR - 2] or [CURRENT YEAR - 1]?

In what month in [CURRENT YEAR] did you last use a prescription tranquilizer that was not prescribed for you or that you took only for the experience or feeling it caused?

TRANLYU ¹	Len: 4	YEAR OF LAST TRANQUILIZER USE - RECODE	Freq	Pct
		RANGE = 2012 - 2014.....	1115	2.02
		9981 = NEVER USED TRANQUILIZERS Logically assigned.....	6	0.01
		9985 = BAD DATA Logically assigned.....	32	0.06
		9989 = LEGITIMATE SKIP Logically assigned.....	25	0.05
		9991 = NEVER USED TRANQUILIZERS.....	50153	90.74
		9994 = DON'T KNOW.....	216	0.39
		9997 = REFUSED.....	50	0.09
		9998 = BLANK (NO ANSWER).....	526	0.95
		9999 = LEGITIMATE SKIP.....	3148	5.70

PRIOR SUBSTANCE USE

In what month in [CURRENT YEAR] did you last use a prescription tranquilizer that was not prescribed for you or that you took only for the experience or feeling it caused?

In what month in [YEAR FROM LU18a or LU18b] did you last use a prescription tranquilizer that was not prescribed for you or that you took only for the experience or feeling it caused?

TRANMLU ¹	Len: 2	MONTH OF LAST TRANQUILIZER USE - RECODE	Freq	Pct
		1 = January.....	76	0.14
		2 = February.....	83	0.15
		3 = March.....	81	0.15
		4 = April.....	83	0.15
		5 = May.....	102	0.18
		6 = June.....	89	0.16
		7 = July.....	101	0.18
		8 = August.....	73	0.13
		9 = September.....	71	0.13
		10 = October.....	81	0.15
		11 = November.....	62	0.11
		12 = December.....	92	0.17
		81 = NEVER USED TRANQUILIZERS Logically assigned.....	6	0.01
		85 = BAD DATA Logically assigned.....	68	0.12
		89 = LEGITIMATE SKIP Logically assigned.....	25	0.05
		91 = NEVER USED TRANQUILIZERS.....	50153	90.74
		94 = DON'T KNOW.....	284	0.51
		97 = REFUSED.....	57	0.10
		98 = BLANK (NO ANSWER).....	536	0.97
		99 = LEGITIMATE SKIP.....	3148	5.70

NOTE: Data for STMAGLST, STIMYLU, and STIMMLU were edited for consistency with data for MTHAGLST, METHYLU, and METHMLU (see below) if respondents reported nonmedical use of methamphetamine in the core STIMULANTS module. In that context, nonmedical use of methamphetamine could include the prescription forms Desoxyn or Methedrine. Respondents in this survey year who reported methamphetamine use in the noncore SPECIAL DRUGS module also were asked questions about their last use of methamphetamine, without reference to prescription forms of the drug. STMAGLST, STIMYLU, and STIMMLU were not edited for consistency with data on the last use of methamphetamine for these additional noncore methamphetamine users. Consequently, STMAGLST, STIMYLU, and STIMMLU could indicate lifetime nonuse of "prescription" stimulants when the corresponding methamphetamine data in MTHAGLST, METHYLU, and METHMLU indicate that respondents were methamphetamine users. Therefore, documentation of codes for 81, 981, 9981, 91, 991, and 9991 in STMAGLST, STIMYLU, and STIMMLU specifically indicates that respondents had never used prescription stimulants nonmedically.

The computer recorded that you last used a prescription stimulant that was not prescribed for you or that you took only for the experience or feeling it caused [STREC FILL]. How old were you the last time you used any prescription stimulant in either of these ways?

STMAGLST ¹	Len: 3	HOW OLD WERE YOU THE LAST TIME USED RX STIMULANTS	Freq	Pct
		RANGE = 2 - 68.....	3182	5.76
		981 = NEVER USED PRESCRIPTION STIMULANTS Log assn.....	4	0.01
		985 = BAD DATA Logically assigned.....	165	0.30
		989 = LEGITIMATE SKIP Logically assigned.....	9	0.02
		991 = NEVER USED PRESCRIPTION STIMULANTS.....	51196	92.63
		994 = DON'T KNOW.....	112	0.20
		997 = REFUSED.....	28	0.05
		998 = BLANK (NO ANSWER).....	231	0.42
		999 = LEGITIMATE SKIP.....	344	0.62

PRIOR SUBSTANCE USE

Did you last use any prescription stimulant that was not prescribed for you or that you took only for the experience or feeling it caused in [CURRENT YEAR - 1] or [CURRENT YEAR]?

Did you last use any prescription stimulant that was not prescribed for you or that you took only for the experience or feeling it caused in [CURRENT YEAR - 2] or [CURRENT YEAR - 1]?

In what month in [CURRENT YEAR] did you last use a prescription stimulant that was not prescribed for you or that you took only for the experience or feeling it caused?

STIMYLU¹	Len: 4	YEAR OF LAST RX STIMULANT USE - RECODE	Freq	Pct
		RANGE = 2012 - 2014.....	731	1.32
		9981 = NEVER USED PRESCRIPTION STIMULANTS Log assn.....	4	0.01
		9985 = BAD DATA Logically assigned.....	14	0.03
		9989 = LEGITIMATE SKIP Logically assigned.....	26	0.05
		9991 = NEVER USED PRESCRIPTION STIMULANTS.....	51196	92.63
		9994 = DON'T KNOW.....	113	0.20
		9997 = REFUSED.....	28	0.05
		9998 = BLANK (NO ANSWER).....	421	0.76
		9999 = LEGITIMATE SKIP	2738	4.95

In what month in [CURRENT YEAR] did you last use a prescription stimulant that was not prescribed for you or that you took only for the experience or feeling it caused?

In what month in [YEAR FROM LU19a or LU19b] did you last use a prescription stimulant that was not prescribed for you or that you took only for the experience or feeling it caused?

STIMMLU¹	Len: 2	MONTH OF LAST RX STIMULANT USE - RECODE	Freq	Pct
		1 = January.....	49	0.09
		2 = February.....	52	0.09
		3 = March.....	53	0.10
		4 = April.....	62	0.11
		5 = May.....	80	0.14
		6 = June.....	76	0.14
		7 = July.....	57	0.10
		8 = August.....	45	0.08
		9 = September.....	39	0.07
		10 = October.....	45	0.08
		11 = November.....	45	0.08
		12 = December.....	68	0.12
		81 = NEVER USED PRESCRIPTION STIMULANTS Log assn.....	4	0.01
		85 = BAD DATA Logically assigned.....	32	0.06
		89 = LEGITIMATE SKIP Logically assigned.....	26	0.05
		91 = NEVER USED PRESCRIPTION STIMULANTS.....	51196	92.63
		94 = DON'T KNOW.....	140	0.25
		97 = REFUSED.....	30	0.05
		98 = BLANK (NO ANSWER).....	434	0.79
		99 = LEGITIMATE SKIP	2738	4.95

NOTE: MTHNCFLG is a flag variable that indicates when respondents reported methamphetamine use in the noncore SPECIAL DRUGS module and MTHAGLST has nonmissing data.

MTHNCFLG¹	Len: 2	MTHAGLST COMING FROM NONCORE DATA	Freq	Pct
		1 = Nonmissing MTHAGLST based on noncore data.....	650	1.18
		98 = OTHERWISE.....	54621	98.82

PRIOR SUBSTANCE USE

The computer recorded that you last used [Methamphetamine, Desoxyn or Methedrine]/[Methamphetamine] [MEREK FILL]. How old were you the last time you used [Methamphetamine, Desoxyn or Methedrine]/[Methamphetamine]?

MTHAGLST¹	Len: 3	HOW OLD WERE YOU THE LAST TIME USED METH	Freq	Pct
		RANGE = 1 - 65.....	2158	3.90
		981 = NEVER USED METHAMPHETAMINE Logically assigned	5	0.01
		985 = BAD DATA Logically assigned	148	0.27
		989 = LEGITIMATE SKIP Logically assigned.....	1	0.00
		991 = NEVER USED METHAMPHETAMINE.....	52671	95.30
		994 = DON'T KNOW.....	83	0.15
		997 = REFUSED	24	0.04
		998 = BLANK (NO ANSWER).....	57	0.10
		999 = LEGITIMATE SKIP	124	0.22

Did you last use [METHFILL] in [CURRENT YEAR - 1] or [CURRENT YEAR]?

Did you last use [METHFILL] in [CURRENT YEAR - 2] or [CURRENT YEAR - 1]?

In what month in [CURRENT YEAR] did you last use [METHFILL]?

METHYLU¹	Len: 4	YEAR OF LAST METHAMPHETAMINE USE - RECODE	Freq	Pct
		RANGE = 2012 - 2014.....	298	0.54
		9981 = NEVER USED METHAMPHETAMINE Logically assigned	4	0.01
		9985 = BAD DATA Logically assigned	7	0.01
		9989 = LEGITIMATE SKIP Logically assigned.....	9	0.02
		9991 = NEVER USED METHAMPHETAMINE	52672	95.30
		9994 = DON'T KNOW	84	0.15
		9997 = REFUSED.....	24	0.04
		9998 = BLANK (NO ANSWER).....	203	0.37
		9999 = LEGITIMATE SKIP	1970	3.56

In what month in [CURRENT YEAR] did you last use [METHFILL]?

In what month in [YEAR FROM LU20a or LU20b] did you last use [METHFILL]?

METHMLU¹	Len: 2	MONTH OF LAST METHAMPHETAMINE USE - RECODE	Freq	Pct
		1 = January.....	29	0.05
		2 = February	13	0.02
		3 = March	20	0.04
		4 = April	26	0.05
		5 = May.....	23	0.04
		6 = June.....	22	0.04
		7 = July	33	0.06
		8 = August	16	0.03
		9 = September	17	0.03
		10 = October.....	18	0.03
		11 = November	18	0.03
		12 = December	33	0.06
		81 = NEVER USED METHAMPHETAMINE Logically assigned	4	0.01
		85 = BAD DATA Logically assigned	22	0.04
		89 = LEGITIMATE SKIP Logically assigned.....	9	0.02
		91 = NEVER USED METHAMPHETAMINE.....	52672	95.30
		94 = DON'T KNOW.....	95	0.17
		97 = REFUSED	26	0.05
		98 = BLANK (NO ANSWER).....	205	0.37
		99 = LEGITIMATE SKIP	1970	3.56

PRIOR SUBSTANCE USE

The computer recorded that you last used a prescription sedative that was not prescribed for you or that you took only for the experience or feeling it caused [SVREC FILL]. How old were you the last time you used any prescription sedative in either of those ways?

SEDAGLST¹	Len: 3	HOW OLD WERE YOU THE LAST TIME USED SEDATIVES	Freq	Pct
		RANGE = 7 - 88.....	855	1.55
		981 = NEVER USED SEDATIVES Logically assigned.....	27	0.05
		985 = BAD DATA Logically assigned.....	62	0.11
		991 = NEVER USED SEDATIVES.....	54041	97.77
		994 = DON'T KNOW.....	67	0.12
		997 = REFUSED.....	18	0.03
		998 = BLANK (NO ANSWER).....	144	0.26
		999 = LEGITIMATE SKIP.....	57	0.10

Did you last use any prescription sedative that was not prescribed for you or that you took only for the experience or feeling it caused in [CURRENT YEAR - 1] or [CURRENT YEAR]?

Did you last use any prescription sedative that was not prescribed for you or that you took only for the experience or feeling it caused in [CURRENT YEAR - 2] or [CURRENT YEAR - 1]?

In what month in [CURRENT YEAR] did you last use a prescription sedative that was not prescribed for you or that you took only for the experience or feeling it caused?

SEDYLU¹	Len: 4	YEAR OF LAST SEDATIVE USE - RECODE	Freq	Pct
		RANGE = 2012 - 2014.....	172	0.31
		9981 = NEVER USED SEDATIVES Logically assigned.....	27	0.05
		9985 = BAD DATA Logically assigned.....	5	0.01
		9989 = LEGITIMATE SKIP Logically assigned.....	3	0.01
		9991 = NEVER USED SEDATIVES.....	54041	97.77
		9994 = DON'T KNOW.....	67	0.12
		9997 = REFUSED.....	18	0.03
		9998 = BLANK (NO ANSWER).....	205	0.37
		9999 = LEGITIMATE SKIP.....	733	1.33

In what month in [CURRENT YEAR] did you last use a prescription sedative that was not prescribed for you or that you took only for the experience or feeling it caused?

In what month in [YEAR FROM LU21a or LU21b] did you last use a prescription sedative that was not prescribed for you or that you took only for the experience or feeling it caused?

SEDMLU¹	Len: 2	MONTH OF LAST SEDATIVE USE - RECODE	Freq	Pct
		1 = January.....	13	0.02
		2 = February.....	11	0.02
		3 = March.....	17	0.03
		4 = April.....	13	0.02
		5 = May.....	11	0.02
		6 = June.....	11	0.02
		7 = July.....	11	0.02
		8 = August.....	19	0.03
		9 = September.....	13	0.02
		10 = October.....	8	0.01
		11 = November.....	11	0.02
		12 = December.....	11	0.02
		81 = NEVER USED SEDATIVES Logically assigned.....	27	0.05
		85 = BAD DATA Logically assigned.....	9	0.02
		89 = LEGITIMATE SKIP Logically assigned.....	3	0.01
		91 = NEVER USED SEDATIVES.....	54041	97.77
		94 = DON'T KNOW.....	83	0.15
		97 = REFUSED.....	19	0.03
		98 = BLANK (NO ANSWER).....	207	0.37
		99 = LEGITIMATE SKIP.....	733	1.33

PRIOR SUBSTANCE USE

NOTE: Values of 1 or 2 in the variables USEALCG, USEMJCG, and USEALMJ were reset to values of 11 or 12 if respondents were routed to the corresponding questions but one or more of the relevant age-at-first-use variables (e.g., ALCTRY and CIGTRY for USEALCG) had been assigned the code for bad data during the editing of the data in the TOBACCO, ALCOHOL, or MARIJUANA modules.

Earlier, the computer recorded that you started using alcohol and cigarettes when you were [AFUFILL] years old. Which did you use first?

USEALCG¹	Len: 2	USED ALC OR CIG FIRST WHEN [AFUFILL] YEARS OLD	Freq	Pct
		1 = Alcohol.....	1853	3.35
		2 = Cigarettes	2213	4.00
		3 = Alcohol LOGICALLY ASSIGNED	21	0.04
		4 = Cigarettes LOGICALLY ASSIGNED.....	14	0.03
		11 = Alcohol (see NOTE).....	13	0.02
		12 = Cigarettes (see NOTE).....	8	0.01
		89 = LEGITIMATE SKIP Logically assigned.....	1	0.00
		91 = NEVER USED ALCOHOL/CIGARETTES	13059	23.63
		94 = DON'T KNOW.....	43	0.08
		97 = REFUSED	9	0.02
		98 = BLANK (NO ANSWER).....	383	0.69
		99 = LEGITIMATE SKIP	37654	68.13

Earlier, the computer recorded that you started using marijuana and cigarettes when you were [AFUFILL] years old. Which did you use first?

USEMJCG¹	Len: 2	USED MJ OR CIG FIRST WHEN [AFUFILL] YEARS OLD	Freq	Pct
		1 = Marijuana.....	905	1.64
		2 = Cigarettes	2026	3.67
		3 = Marijuana LOGICALLY ASSIGNED	26	0.05
		4 = Cigarettes LOGICALLY ASSIGNED.....	14	0.03
		11 = Marijuana (see NOTE for USEALCG).....	7	0.01
		12 = Cigarettes (see NOTE for USEALCG).....	12	0.02
		89 = LEGITIMATE SKIP Logically assigned.....	1	0.00
		91 = NEVER USED MARIJUANA/CIGARETTES	22304	40.35
		94 = DON'T KNOW.....	17	0.03
		97 = REFUSED	9	0.02
		98 = BLANK (NO ANSWER).....	181	0.33
		99 = LEGITIMATE SKIP	29769	53.86

Earlier, the computer recorded that you started using alcohol and marijuana when you were [AFUFILL] years old. Which did you use first?

USEALMJ¹	Len: 2	USED ALC OR MJ FIRST WHEN [AFUFILL] YEARS OLD	Freq	Pct
		1 = Alcohol.....	2779	5.03
		2 = Marijuana.....	933	1.69
		3 = Alcohol LOGICALLY ASSIGNED	24	0.04
		4 = Marijuana LOGICALLY ASSIGNED	33	0.06
		11 = Alcohol (see NOTE for USEALCG).....	7	0.01
		12 = Marijuana (see NOTE for USEALCG)	8	0.01
		89 = LEGITIMATE SKIP Logically assigned.....	1	0.00
		91 = NEVER USED ALCOHOL/MARIJUANA	13857	25.07
		94 = DON'T KNOW.....	17	0.03
		97 = REFUSED	9	0.02
		98 = BLANK (NO ANSWER).....	245	0.44
		99 = LEGITIMATE SKIP	37358	67.59

PRIOR SUBSTANCE USE

NOTE: Values of 1, 2, or 3 in the variables USEACM and USENEXT were reset to values of 11, 12, or 13 if one or more of the relevant age-at-first-use variables (ALCTRY, CIGTRY, and MJAGE) had been assigned the code for bad data during the editing of the data in the TOBACCO, ALCOHOL, or MARIJUANA modules.

Earlier, the computer recorded that you started using alcohol, cigarettes and marijuana when you were [AFUFILL] years old. Which did you use first?

USEACM ¹	Len: 2	USED ALC CIG OR MJ 1ST WHEN [AFUFILL] YEARS OLD	Freq	Pct
		1 = Alcohol.....	647	1.17
		2 = Cigarettes.....	777	1.41
		3 = Marijuana.....	182	0.33
		4 = Alcohol LOGICALLY ASSIGNED.....	4	0.01
		5 = Cigarettes LOGICALLY ASSIGNED.....	5	0.01
		6 = Marijuana LOGICALLY ASSIGNED.....	7	0.01
		11 = Alcohol (see NOTE).....	4	0.01
		12 = Cigarettes (see NOTE).....	3	0.01
		13 = Marijuana (see NOTE).....	2	0.00
		85 = BAD DATA Logically assigned.....	6	0.01
		91 = NEVER USED ALCOHOL/CIGARETTES/MARIJUANA.....	12732	23.04
		94 = DON'T KNOW.....	16	0.03
		97 = REFUSED.....	2	0.00
		98 = BLANK (NO ANSWER).....	66	0.12
		99 = LEGITIMATE SKIP.....	40818	73.85

After first using [FILL LU25], which of these did you use next?

USENEXT ¹	Len: 2	WHAT DID YOU USE AFTER USING [FILL LU25]	Freq	Pct
		1 = Alcohol.....	614	1.11
		2 = Cigarettes.....	496	0.90
		3 = Marijuana.....	483	0.87
		4 = Alcohol LOGICALLY ASSIGNED.....	6	0.01
		5 = Cigarettes LOGICALLY ASSIGNED.....	9	0.02
		6 = Marijuana LOGICALLY ASSIGNED.....	11	0.02
		11 = Alcohol (see NOTE for USEACM).....	3	0.01
		12 = Cigarettes (see NOTE for USEACM).....	2	0.00
		13 = Marijuana (see NOTE for USEACM).....	3	0.01
		85 = BAD DATA Logically assigned.....	7	0.01
		91 = NEVER USED ALCOHOL/CIGARETTES/MARIJUANA.....	12732	23.04
		94 = DON'T KNOW.....	2	0.00
		97 = REFUSED.....	3	0.01
		98 = BLANK (NO ANSWER).....	82	0.15
		99 = LEGITIMATE SKIP.....	40818	73.85

Earlier, the computer recorded that, during the past 30 days, you used prescription pain relievers that were not prescribed for you or that you took only for the experience or feeling they caused. How did you get these prescription pain relievers?

Please enter all of the ways that you got the prescription pain relievers you used in the past 30 days.

ANLRX1DR ¹	Len: 2	GOT ONE+ PRSCRPS FOR PAIN RLVRs FROM JUST ONE DR	Freq	Pct
		1 = Response entered.....	256	0.46
		5 = Response entered LOG ASSN (from ANLGTLA2).....	4	0.01
		6 = Response not entered.....	689	1.25
		81 = NEVER USED PAIN RELIEVERS Logically assigned.....	68	0.12
		85 = BAD DATA Logically assigned.....	2	0.00
		91 = NEVER USED PAIN RELIEVERS.....	47064	85.15
		93 = DID NOT USE PAIN RELIEVERS IN THE PAST 30 DAYS.....	6697	12.12
		94 = DON'T KNOW.....	27	0.05
		97 = REFUSED.....	34	0.06
		98 = BLANK (NO ANSWER).....	430	0.78

PRIOR SUBSTANCE USE

ANLRXDRS¹	Len: 2	I GOT PRSCRPS FOR PAIN RELIEVERS FROM TWO+ DR	Freq	Pct
	1 =	Response entered	48	0.09
	5 =	Response entered LOG ASSN (from ANLGTLA2)	1	0.00
	6 =	Response not entered.....	900	1.63
	81 =	NEVER USED PAIN RELIEVERS Logically assigned.....	68	0.12
	91 =	NEVER USED PAIN RELIEVERS.....	47064	85.15
	93 =	DID NOT USE PAIN RELIEVERS IN THE PAST 30 DAYS.....	6697	12.12
	94 =	DON'T KNOW.....	27	0.05
	97 =	REFUSED	34	0.06
	98 =	BLANK (NO ANSWER).....	432	0.78
ANLRFK¹	Len: 2	I WROTE FAKE PRESCRIPTIONS FOR PAIN RELIEVERS	Freq	Pct
	1 =	Response entered	5	0.01
	6 =	Response not entered.....	944	1.71
	81 =	NEVER USED PAIN RELIEVERS Logically assigned.....	68	0.12
	91 =	NEVER USED PAIN RELIEVERS.....	47064	85.15
	93 =	DID NOT USE PAIN RELIEVERS IN THE PAST 30 DAYS.....	6697	12.12
	94 =	DON'T KNOW.....	27	0.05
	97 =	REFUSED	34	0.06
	98 =	BLANK (NO ANSWER).....	432	0.78
ANLSTOLE¹	Len: 2	ISTOLE PN RLVRs FROM A DR'S OFF/CLIN/HOSP/PHARMCY	Freq	Pct
	1 =	Response entered	5	0.01
	6 =	Response not entered.....	944	1.71
	81 =	NEVER USED PAIN RELIEVERS Logically assigned.....	68	0.12
	85 =	BAD DATA Logically assigned	1	0.00
	91 =	NEVER USED PAIN RELIEVERS.....	47064	85.15
	93 =	DID NOT USE PAIN RELIEVERS IN THE PAST 30 DAYS.....	6697	12.12
	94 =	DON'T KNOW.....	27	0.05
	97 =	REFUSED	34	0.06
	98 =	BLANK (NO ANSWER).....	431	0.78
ANLFRFRE¹	Len: 2	I GOT PAIN RELIEVERS FRM A FRND/RELATIVE FOR FREE	Freq	Pct
	1 =	Response entered	479	0.87
	3 =	Response entered LOG ASSN (from ANLOTHS2).....	4	0.01
	5 =	Response entered LOG ASSN (from ANLGTLA2)	7	0.01
	6 =	Response not entered.....	462	0.84
	81 =	NEVER USED PAIN RELIEVERS Logically assigned.....	68	0.12
	91 =	NEVER USED PAIN RELIEVERS.....	47064	85.15
	93 =	DID NOT USE PAIN RELIEVERS IN THE PAST 30 DAYS.....	6697	12.12
	94 =	DON'T KNOW.....	27	0.05
	97 =	REFUSED	34	0.06
	98 =	BLANK (NO ANSWER).....	429	0.78
ANLFRBUY¹	Len: 2	I BOUGHT THE PN RELIEVERS FRM A FRIEND OR RELATIV	Freq	Pct
	1 =	Response entered	206	0.37
	3 =	Response entered LOG ASSN (from ANLOTHS2).....	1	0.00
	5 =	Response entered LOG ASSN (from ANLGTLA2)	2	0.00
	6 =	Response not entered.....	740	1.34
	81 =	NEVER USED PAIN RELIEVERS Logically assigned.....	68	0.12
	91 =	NEVER USED PAIN RELIEVERS.....	47064	85.15
	93 =	DID NOT USE PAIN RELIEVERS IN THE PAST 30 DAYS.....	6697	12.12
	94 =	DON'T KNOW.....	27	0.05
	97 =	REFUSED	34	0.06
	98 =	BLANK (NO ANSWER).....	432	0.78

PRIOR SUBSTANCE USE

ANLFRTE¹	Len: 2	I TOOK THE PNRLVRS FROM A FRND/RELATIVE WO ASKING	Freq	Pct
	1 =	Response entered	87	0.16
	5 =	Response entered LOG ASSN (from ANLGTLA2)	3	0.01
	6 =	Response not entered.....	859	1.55
	81 =	NEVER USED PAIN RELIEVERS Logically assigned.....	68	0.12
	91 =	NEVER USED PAIN RELIEVERS.....	47064	85.15
	93 =	DID NOT USE PAIN RELIEVERS IN THE PAST 30 DAYS.....	6697	12.12
	94 =	DON'T KNOW.....	27	0.05
	97 =	REFUSED	34	0.06
	98 =	BLANK (NO ANSWER).....	432	0.78
ANLDEALR¹	Len: 2	I BOUGHT THE PNRLVRS FRM DRUG DEALR/OTH STRANGER	Freq	Pct
	1 =	Response entered	136	0.25
	5 =	Response entered LOG ASSN (from ANLGTLA2)	2	0.00
	6 =	Response not entered.....	811	1.47
	81 =	NEVER USED PAIN RELIEVERS Logically assigned.....	68	0.12
	91 =	NEVER USED PAIN RELIEVERS.....	47064	85.15
	93 =	DID NOT USE PAIN RELIEVERS IN THE PAST 30 DAYS.....	6697	12.12
	94 =	DON'T KNOW.....	27	0.05
	97 =	REFUSED	34	0.06
	98 =	BLANK (NO ANSWER).....	432	0.78
ANLINET¹	Len: 2	I BOUGHT THE PAIN RELIEVERS ON THE INTERNET	Freq	Pct
	1 =	Response entered	3	0.01
	6 =	Response not entered.....	946	1.71
	81 =	NEVER USED PAIN RELIEVERS Logically assigned.....	68	0.12
	91 =	NEVER USED PAIN RELIEVERS.....	47064	85.15
	93 =	DID NOT USE PAIN RELIEVERS IN THE PAST 30 DAYS.....	6697	12.12
	94 =	DON'T KNOW.....	27	0.05
	97 =	REFUSED	34	0.06
	98 =	BLANK (NO ANSWER).....	432	0.78
ANLOTHWY¹	Len: 2	I GOT THE PAIN RELIEVERS IN SOME OTHER WAY	Freq	Pct
	1 =	Response entered	90	0.16
	5 =	Response entered LOG ASSN (from ANLGTLA2)	2	0.00
	6 =	Response not entered.....	858	1.55
	81 =	NEVER USED PAIN RELIEVERS Logically assigned.....	68	0.12
	91 =	NEVER USED PAIN RELIEVERS.....	47064	85.15
	93 =	DID NOT USE PAIN RELIEVERS IN THE PAST 30 DAYS.....	6697	12.12
	94 =	DON'T KNOW.....	27	0.05
	97 =	REFUSED	34	0.06
	98 =	BLANK (NO ANSWER).....	431	0.78
ANLOTHS2¹	Len: 2	OTHER WAY RESP GOT PAIN REL USED IN PST 30 DAYS	Freq	Pct
	5 =	Got it from a friend or relative for free.....	4	0.01
	6 =	Bought it from a friend or relative	2	0.00
	8 =	Bought it from a drug dealer or other stranger.....	2	0.00
	10 =	Got it in some other way	5	0.01
	11 =	From friend, relative, home; otherwise unspcfd	35	0.06
	14 =	Bought it; otherwise unspecified.....	6	0.01
	15 =	Dr office, clinic, hospital, pharmcy; how unspcfd	4	0.01
	17 =	Got it from a place of business; otherwise unspcfd.....	4	0.01
	18 =	From an individual; how and relationship unspcfd	4	0.01
	21 =	Found it; otherwise unspecified.....	3	0.01
	24 =	Bought them at a pharmacy/store	3	0.01
	72 =	An OTC drug /OTC-only store reported.....	2	0.00
	81 =	NEVER USED PAIN RELIEVERS Logically assigned.....	68	0.12
	85 =	BAD DATA Logically assigned.....	4	0.01
	91 =	NEVER USED PAIN RELIEVERS.....	47064	85.15
	93 =	DID NOT USE PAIN RELIEVERS IN THE PAST 30 DAYS.....	6697	12.12
	94 =	DON'T KNOW.....	7	0.01
	97 =	REFUSED	40	0.07
	98 =	BLANK (NO ANSWER).....	459	0.83
	99 =	LEGITIMATE SKIP (Used only methamphetamine)	858	1.55

PRIOR SUBSTANCE USE

You reported that you got the prescription pain relievers you used in the past 30 days from a friend or relative for free. How did your friend or relative get the prescription pain relievers that you used?

Please enter all of the ways that your friend or relative got the prescription pain relievers you used in the past 30 days.

ANLFF1DR¹	Len: 2	FRIEND/RELATIVE GOT RX FOR PAIN RLVRS FROM 1 DR	Freq	Pct
	1 = Response entered		365	0.66
	5 = Response entered LOG ASSN (from ANLFFLAS).....		10	0.02
	6 = Response not entered.....		76	0.14
	81 = NEVER USED PAIN RELIEVERS Logically assigned.....		68	0.12
	91 = NEVER USED PAIN RELIEVERS.....	47064	85.15	
	93 = DID NOT USE PAIN RELIEVERS IN THE PAST 30 DAYS.....	6697	12.12	
	94 = DON'T KNOW.....	26	0.05	
	97 = REFUSED	7	0.01	
	98 = BLANK (NO ANSWER).....	496	0.90	
	99 = LEGITIMATE SKIP	462	0.84	

ANLFFDRS¹	Len: 2	FRIEND/RELATIVE GOT RX FOR PAIN RLVRS FROM >1 DR	Freq	Pct
	1 = Response entered		23	0.04
	5 = Response entered LOG ASSN (from ANLFFLAS).....		1	0.00
	6 = Response not entered.....		421	0.76
	81 = NEVER USED PAIN RELIEVERS Logically assigned.....		68	0.12
	91 = NEVER USED PAIN RELIEVERS.....	47064	85.15	
	93 = DID NOT USE PAIN RELIEVERS IN THE PAST 30 DAYS.....	6697	12.12	
	94 = DON'T KNOW.....	27	0.05	
	97 = REFUSED	7	0.01	
	98 = BLANK (NO ANSWER).....	501	0.91	
	99 = LEGITIMATE SKIP	462	0.84	

ANLFFAKE¹	Len: 2	FRIEND/RELATIVE WROTE FAKE RX FOR PAIN RELIEVERS	Freq	Pct
	1 = Response entered		7	0.01
	6 = Response not entered.....		438	0.79
	81 = NEVER USED PAIN RELIEVERS Logically assigned.....		68	0.12
	91 = NEVER USED PAIN RELIEVERS.....	47064	85.15	
	93 = DID NOT USE PAIN RELIEVERS IN THE PAST 30 DAYS.....	6697	12.12	
	94 = DON'T KNOW.....	27	0.05	
	97 = REFUSED	7	0.01	
	98 = BLANK (NO ANSWER).....	501	0.91	
	99 = LEGITIMATE SKIP	462	0.84	

ANLFFSTL¹	Len: 2	FRND/RELAT STOLE PN RLVRS FRM DR/CLIN/HOSP/PHARM	Freq	Pct
	1 = Response entered		7	0.01
	6 = Response not entered.....		438	0.79
	81 = NEVER USED PAIN RELIEVERS Logically assigned.....		68	0.12
	91 = NEVER USED PAIN RELIEVERS.....	47064	85.15	
	93 = DID NOT USE PAIN RELIEVERS IN THE PAST 30 DAYS.....	6697	12.12	
	94 = DON'T KNOW.....	27	0.05	
	97 = REFUSED	7	0.01	
	98 = BLANK (NO ANSWER).....	501	0.91	
	99 = LEGITIMATE SKIP	462	0.84	

ANLFFREE¹	Len: 2	FRND/RELAT GOT PN RLVRS FRM FRND/RELAT FOR FREE	Freq	Pct
	1 = Response entered		53	0.10
	5 = Response entered LOG ASSN (from ANLFFLAS).....		3	0.01
	6 = Response not entered.....		389	0.70
	81 = NEVER USED PAIN RELIEVERS Logically assigned.....		68	0.12
	91 = NEVER USED PAIN RELIEVERS.....	47064	85.15	
	93 = DID NOT USE PAIN RELIEVERS IN THE PAST 30 DAYS.....	6697	12.12	
	94 = DON'T KNOW.....	27	0.05	
	97 = REFUSED	7	0.01	
	98 = BLANK (NO ANSWER).....	501	0.91	
	99 = LEGITIMATE SKIP	462	0.84	

PRIOR SUBSTANCE USE

ANLFFBOT¹	Len: 2	FRND/RELAT BOUGHT PAIN RLVRs FROM FRND/RELAT	Freq	Pct
	1 =	Response entered	49	0.09
	5 =	Response entered LOG ASSN (from ANLFFLAS).....	2	0.00
	6 =	Response not entered.....	395	0.71
	81 =	NEVER USED PAIN RELIEVERS Logically assigned.....	68	0.12
	91 =	NEVER USED PAIN RELIEVERS.....	47064	85.15
	93 =	DID NOT USE PAIN RELIEVERS IN THE PAST 30 DAYS.....	6697	12.12
	94 =	DON'T KNOW.....	27	0.05
	97 =	REFUSED	7	0.01
	98 =	BLANK (NO ANSWER).....	500	0.90
	99 =	LEGITIMATE SKIP	462	0.84
ANLFFTAK¹	Len: 2	FRND/RELAT TOOK PN RLVRs FRM FRND/REL WO ASKING	Freq	Pct
	1 =	Response entered	16	0.03
	6 =	Response not entered.....	429	0.78
	81 =	NEVER USED PAIN RELIEVERS Logically assigned.....	68	0.12
	91 =	NEVER USED PAIN RELIEVERS.....	47064	85.15
	93 =	DID NOT USE PAIN RELIEVERS IN THE PAST 30 DAYS.....	6697	12.12
	94 =	DON'T KNOW.....	27	0.05
	97 =	REFUSED	7	0.01
	98 =	BLANK (NO ANSWER).....	501	0.91
	99 =	LEGITIMATE SKIP	462	0.84
ANLFFDLR¹	Len: 2	FRND/RELAT BOUGHT PN RLVRs FR DRG DEALER/STRANGR	Freq	Pct
	1 =	Response entered	29	0.05
	3 =	Response entered LOG ASSN (from ANLFFOSP).....	1	0.00
	5 =	Response entered LOG ASSN (from ANLFFLAS).....	4	0.01
	6 =	Response not entered.....	412	0.75
	81 =	NEVER USED PAIN RELIEVERS Logically assigned.....	68	0.12
	91 =	NEVER USED PAIN RELIEVERS.....	47064	85.15
	93 =	DID NOT USE PAIN RELIEVERS IN THE PAST 30 DAYS.....	6697	12.12
	94 =	DON'T KNOW.....	27	0.05
	97 =	REFUSED	7	0.01
	98 =	BLANK (NO ANSWER).....	500	0.90
	99 =	LEGITIMATE SKIP	462	0.84
ANLFFNET¹	Len: 2	FRIEND/RELATIVE BOUGHT PN RLVRs ON THE INTERNET	Freq	Pct
	1 =	Response entered	5	0.01
	6 =	Response not entered.....	440	0.80
	81 =	NEVER USED PAIN RELIEVERS Logically assigned.....	68	0.12
	91 =	NEVER USED PAIN RELIEVERS.....	47064	85.15
	93 =	DID NOT USE PAIN RELIEVERS IN THE PAST 30 DAYS.....	6697	12.12
	94 =	DON'T KNOW.....	27	0.05
	97 =	REFUSED	7	0.01
	98 =	BLANK (NO ANSWER).....	501	0.91
	99 =	LEGITIMATE SKIP	462	0.84
ANLFFOTH¹	Len: 2	FRIEND/RELATIVE GOT PAIN RLVRs SOME OTHER WAY	Freq	Pct
	1 =	Response entered	24	0.04
	6 =	Response not entered.....	421	0.76
	81 =	NEVER USED PAIN RELIEVERS Logically assigned.....	68	0.12
	91 =	NEVER USED PAIN RELIEVERS.....	47064	85.15
	93 =	DID NOT USE PAIN RELIEVERS IN THE PAST 30 DAYS.....	6697	12.12
	94 =	DON'T KNOW.....	27	0.05
	97 =	REFUSED	7	0.01
	98 =	BLANK (NO ANSWER).....	501	0.91
	99 =	LEGITIMATE SKIP	462	0.84

PRIOR SUBSTANCE USE

ANLFFOSP¹	Len: 2	OTHER WAY FRND/RELAT GOT PAIN RELIEVERS PST 30 D	Freq	Pct
		8 = He/she bought it from drug dealer/other stranger	1	0.00
		11 = Fr friend/relat/home/co-worker; otherwise unspcfd	3	0.01
		14 = He/she bought it; otherwise unspecified	1	0.00
		15 = Dr office, clinic, hospital, pharmacy; how unspcfd	1	0.00
		17 = He/she got fr place of business; otherwise unspcfd	3	0.01
		20 = He/she traded/bartered for it; sex not specfd	2	0.00
		21 = He/she found it; otherwise unspecified	1	0.00
		24 = He/she bought them at a pharmacy/store	3	0.01
		81 = NEVER USED PAIN RELIEVERS Logically assigned	68	0.12
		85 = BAD DATA Logically assigned	2	0.00
		91 = NEVER USED PAIN RELIEVERS	47064	85.15
		93 = DID NOT USE PAIN RELIEVERS IN THE PAST 30 DAYS	6697	12.12
		94 = DON'T KNOW	6	0.01
		97 = REFUSED	1	0.00
		98 = BLANK (NO ANSWER)	535	0.97
		99 = LEGITIMATE SKIP	883	1.60

Earlier, the computer recorded that, during the past 12 months, you used prescription pain relievers that were not prescribed for you or that you took only for the experience or feeling they caused.

Now think about the last time you used a prescription pain reliever that was not prescribed for you or that you took only for the experience or feeling it caused. How did you get this prescription pain reliever?

ANLGLA2¹	Len: 2	HOW GOT PRSCRIP PAIN RLVR PAST 12 MOS/LAST TIME	Freq	Pct
		1 = I got a prescription from just one doctor	319	0.58
		2 = I got prescriptions from more than one doctor	29	0.05
		3 = I wrote a fake prescription	3	0.01
		4 = I stole it from dr's office/clinic/hosp/pharmacy	3	0.01
		5 = I got it from a friend or relative for free	860	1.56
		6 = I bought it from a friend or relative	212	0.38
		7 = I took it from friend/relative without asking	98	0.18
		8 = I bought it from a drug dealer or other stranger	78	0.14
		10 = I got it in some other way	101	0.18
		15 = I got it from friend/relative for free LOG ASSN	5	0.01
		16 = I bought it from a friend or relative LOG ASSN	1	0.00
		18 = I bought it from drug dealer/oth stranger LOG ASSN	3	0.01
		81 = NEVER USED PAIN RELIEVERS Logically assigned	68	0.12
		91 = NEVER USED PAIN RELIEVERS	47064	85.15
		93 = DID NOT USE PAIN RELIEVERS IN THE PAST 12 MOS	5139	9.30
		94 = DON'T KNOW	43	0.08
		97 = REFUSED	55	0.10
		98 = BLANK (NO ANSWER)	456	0.83
		99 = LEGITIMATE SKIP	734	1.33

You reported that you got the prescription pain reliever you last used from a friend or relative for free. How did your friend or relative get the last prescription pain reliever that you used?

ANLFFLAS¹	Len: 2	HOW FRND/RELAT GOT PAIN RELIEVERS THE LAST TIME	Freq	Pct
		1 = He/she got a prescription from just one doctor	631	1.14
		2 = He/she got prescriptions from more than one doctor	28	0.05
		3 = He/she wrote a fake prescription	1	0.00
		4 = He/she stole it from dr's ofc/clinic/hosp/pharmacy	1	0.00
		5 = He/she got it from a friend or relative for free	47	0.09
		6 = He/she bought it from a friend or relative	41	0.07
		7 = He/she took it from friend/relative without asking	9	0.02
		8 = He/she bought it from a drug dealer/other stranger	15	0.03
		9 = He/she bought it on the Internet	2	0.00
		10 = He/she got it in some other way	25	0.05
		81 = NEVER USED PAIN RELIEVERS Logically assigned	68	0.12
		91 = NEVER USED PAIN RELIEVERS	47064	85.15
		93 = DID NOT USE PAIN RELIEVERS IN THE PAST 12 MOS	5139	9.30
		94 = DON'T KNOW	56	0.10
		97 = REFUSED	4	0.01
		98 = BLANK (NO ANSWER)	559	1.01
		99 = LEGITIMATE SKIP	1581	2.86

PRIOR SUBSTANCE USE

ANLFFLSP¹	Len: 2	OTHER WAY FRND/RELAT GOT PAIN RELIEVERS	Freq	Pct
		11 = Fr friend/relat/home/co-worker; otherwise unspcfd.....	4	0.01
		12 = He/she stole or took it; otherwise unspecified.....	1	0.00
		14 = He/she bought it; otherwise unspecified.....	1	0.00
		15 = Dr office, clinic, hospital, pharmacy; how unspcfd.....	1	0.00
		17 = He/she got fr place of business; otherwise unspcfd.....	1	0.00
		18 = He/she got fr individual; how & relation unspcfd.....	1	0.00
		20 = He/she traded/bartered for it; sex not specfd.....	1	0.00
		24 = He/she bought them at a pharmacy/store.....	1	0.00
		29 = He/she got drugs/money in exchange for sex.....	1	0.00
		72 = Over-the-counter drug reported.....	1	0.00
		81 = NEVER USED PAIN RELIEVERS Logically assigned.....	68	0.12
		85 = BAD DATA Logically assigned.....	2	0.00
		91 = NEVER USED PAIN RELIEVERS.....	47064	85.15
		93 = DID NOT USE PAIN RELIEVERS IN THE PAST 12 MOS.....	5139	9.30
		94 = DON'T KNOW.....	8	0.01
		97 = REFUSED.....	6	0.01
		98 = BLANK (NO ANSWER).....	615	1.11
		99 = LEGITIMATE SKIP.....	2356	4.26

ANLGTOS2¹	Len: 2	OTHER WAY RESP GOT PAIN REL USED THE LAST TIME	Freq	Pct
		5 = Got it from a friend or relative for free.....	5	0.01
		6 = Bought it from a friend or relative.....	1	0.00
		8 = Bought it from a drug dealer or other stranger.....	3	0.01
		10 = Got it in some other way.....	8	0.01
		11 = From friend, relative, home; otherwise unspcfd.....	35	0.06
		13 = Given to me; otherwise unspecified.....	3	0.01
		14 = Bought it; otherwise unspecified.....	8	0.01
		17 = Got it from a place of business; otherwise unspcfd.....	4	0.01
		21 = Found it; otherwise unspecified.....	3	0.01
		23 = Got it with prescription(s); otherwise unspecified.....	5	0.01
		24 = Bought them at a pharmacy/store.....	4	0.01
		71 = Bought/obtained it outside of the US.....	4	0.01
		72 = An OTC drug /OTC-only store reported.....	2	0.00
		73 = Reason/condition for taking drug stated.....	2	0.00
		81 = NEVER USED PAIN RELIEVERS Logically assigned.....	68	0.12
		85 = BAD DATA Logically assigned.....	5	0.01
		91 = NEVER USED PAIN RELIEVERS.....	47064	85.15
		93 = DID NOT USE PAIN RELIEVERS IN THE PAST 12 MOS.....	5139	9.30
		94 = DON'T KNOW.....	4	0.01
		97 = REFUSED.....	67	0.12
		98 = BLANK (NO ANSWER).....	499	0.90
		99 = LEGITIMATE SKIP (Used only methamphetamine).....	2338	4.23

Earlier, the computer recorded that, during the past 30 days, you used prescription tranquilizers that were not prescribed for you or that you took only for the experience or feeling they caused. How did you get these prescription tranquilizers?

Please enter all of the ways that you got the prescription tranquilizers you used in the past 30 days.

TRNRX1DR¹	Len: 2	I GOT 1+ PRSCRPS FOR TRANQUILIZERS FRM JST ONE DR	Freq	Pct
		1 = Response entered.....	62	0.11
		6 = Response not entered.....	353	0.64
		81 = NEVER USED TRANQUILIZERS Logically assigned.....	6	0.01
		85 = BAD DATA Logically assigned.....	1	0.00
		91 = NEVER USED TRANQUILIZERS.....	50153	90.74
		93 = DID NOT USE TRANQUILIZERS IN THE PAST 30 DAYS.....	4468	8.08
		94 = DON'T KNOW.....	6	0.01
		97 = REFUSED.....	19	0.03
		98 = BLANK (NO ANSWER).....	203	0.37

PRIOR SUBSTANCE USE

TRNRXDRS ¹	Len: 2	I GOT PRSCRPS FOR TRANQUILIZERS FROM TWO+ DR	Freq	Pct
	1 =	Response entered	9	0.02
	6 =	Response not entered.....	406	0.73
	81 =	NEVER USED TRANQUILIZERS logically assigned.....	6	0.01
	91 =	NEVER USED TRANQUILIZERS	50153	90.74
	93 =	DID NOT USE TRANQUILIZERS IN THE PAST 30 DAYS.....	4468	8.08
	94 =	DON'T KNOW.....	6	0.01
	97 =	REFUSED	19	0.03
	98 =	BLANK (NO ANSWER).....	204	0.37
TRNRXFAK ¹	Len: 2	I WROTE FAKE PRESCRIPTIONS FOR TRANQUILIZERS	Freq	Pct
	1 =	Response entered	2	0.00
	6 =	Response not entered.....	413	0.75
	81 =	NEVER USED TRANQUILIZERS Logically assigned.....	6	0.01
	91 =	NEVER USED TRANQUILIZERS	50153	90.74
	93 =	DID NOT USE TRANQUILIZERS IN THE PAST 30 DAYS.....	4468	8.08
	94 =	DON'T KNOW.....	6	0.01
	97 =	REFUSED	19	0.03
	98 =	BLANK (NO ANSWER).....	204	0.37
TRNSTOLE ¹	Len: 2	I STOLE TRANQS FROM A DR'S OFF/CLIN/HOSP/PHARMCY	Freq	Pct
	1 =	Response entered	1	0.00
	6 =	Response not entered.....	414	0.75
	81 =	NEVER USED TRANQUILIZERS Logically assigned.....	6	0.01
	91 =	NEVER USED TRANQUILIZERS	50153	90.74
	93 =	DID NOT USE TRANQUILIZERS IN THE PAST 30 DAYS.....	4468	8.08
	94 =	DON'T KNOW.....	6	0.01
	97 =	REFUSED	19	0.03
	98 =	BLANK (NO ANSWER).....	204	0.37
TRNFRFRE ¹	Len: 2	I GOT TRANQUILIZERS FROM A FRND/RELATIVE FOR FREE	Freq	Pct
	1 =	Response entered	226	0.41
	3 =	Response entered LOG ASSN (from TRNOTHS2)	1	0.00
	5 =	Response entered LOG ASSN (from TRNGTLA2)	3	0.01
	6 =	Response not entered.....	185	0.33
	81 =	NEVER USED TRANQUILIZERS Logically assigned.....	6	0.01
	91 =	NEVER USED TRANQUILIZERS	50153	90.74
	93 =	DID NOT USE TRANQUILIZERS IN THE PAST 30 DAYS.....	4468	8.08
	94 =	DON'T KNOW.....	6	0.01
TRNFRBUY ¹	Len: 2	I BOUGHT THE TRANQS FROM A FRIEND OR RELATIVE	Freq	Pct
	1 =	Response entered	82	0.15
	3 =	Response entered LOG ASSN (from TRNOTHS2)	1	0.00
	6 =	Response not entered.....	332	0.60
	81 =	NEVER USED TRANQUILIZERS Logically assigned.....	6	0.01
	91 =	NEVER USED TRANQUILIZERS	50153	90.74
	93 =	DID NOT USE TRANQUILIZERS IN THE PAST 30 DAYS.....	4468	8.08
	94 =	DON'T KNOW.....	6	0.01
	97 =	REFUSED	19	0.03
	98 =	BLANK (NO ANSWER).....	204	0.37

PRIOR SUBSTANCE USE

TRNFRTKE ¹	Len: 2	I TOOK THE TRANQS FROM A FRND/RELATIVE WO ASKING	Freq	Pct
	1 =	Response entered	27	0.05
	3 =	Response entered LOG ASSN (from TRNOTHS2)	1	0.00
	6 =	Response not entered.....	387	0.70
	81 =	NEVER USED TRANQUILIZERS Logically assigned.....	6	0.01
	91 =	NEVER USED TRANQUILIZERS	50153	90.74
	93 =	DID NOT USE TRANQUILIZERS IN THE PAST 30 DAYS.....	4468	8.08
	94 =	DON'T KNOW.....	6	0.01
	97 =	REFUSED	19	0.03
	98 =	BLANK (NO ANSWER).....	204	0.37
TRNDEALR ¹	Len: 2	I BOUGHT THE TRANQS FROM DRUG DEALR/OTH STRANGER	Freq	Pct
	1 =	Response entered	49	0.09
	6 =	Response not entered.....	366	0.66
	81 =	NEVER USED TRANQUILIZERS Logically assigned.....	6	0.01
	91 =	NEVER USED TRANQUILIZERS	50153	90.74
	93 =	DID NOT USE TRANQUILIZERS IN THE PAST 30 DAYS.....	4468	8.08
	94 =	DON'T KNOW.....	6	0.01
	97 =	REFUSED	19	0.03
	98 =	BLANK (NO ANSWER).....	204	0.37
TRNINET ¹	Len: 2	I BOUGHT THE TRANQUILIZERS ON THE INTERNET	Freq	Pct
	1 =	Response entered	2	0.00
	6 =	Response not entered.....	413	0.75
	81 =	NEVER USED TRANQUILIZERS Logically assigned.....	6	0.01
	91 =	NEVER USED TRANQUILIZERS	50153	90.74
	93 =	DID NOT USE TRANQUILIZERS IN THE PAST 30 DAYS.....	4468	8.08
	94 =	DON'T KNOW.....	6	0.01
	97 =	REFUSED	19	0.03
	98 =	BLANK (NO ANSWER).....	204	0.37
TRNOTHWY ¹	Len: 2	I GOT THE TRANQUILIZERS IN SOME OTHER WAY	Freq	Pct
	1 =	Response entered	20	0.04
	5 =	Response entered LOG ASSN (from TRNGTLA2)	1	0.00
	6 =	Response not entered.....	394	0.71
	81 =	NEVER USED TRANQUILIZERS Logically assigned.....	6	0.01
	91 =	NEVER USED TRANQUILIZERS	50153	90.74
	93 =	DID NOT USE TRANQUILIZERS IN THE PAST 30 DAYS.....	4468	8.08
	94 =	DON'T KNOW.....	6	0.01
	97 =	REFUSED	19	0.03
	98 =	BLANK (NO ANSWER).....	204	0.37
TRNOTHS2 ¹	Len: 2	OTHER WAY RESP GOT TRANQUILIZER IN PST 30 DAYS	Freq	Pct
	5 =	Got it from a friend or relative for free.....	1	0.00
	6 =	Bought it from a friend or relative	1	0.00
	7 =	Took from a friend or relative without asking	1	0.00
	10 =	Got it in some other way	5	0.01
	11 =	From friend, relative, home; otherwise unspecfd	7	0.01
	71 =	Bought/obtained it outside of the US.....	3	0.01
	81 =	NEVER USED TRANQUILIZERS Logically assigned.....	6	0.01
	85 =	BAD DATA Logically assigned	2	0.00
	91 =	NEVER USED TRANQUILIZERS	50153	90.74
	93 =	DID NOT USE TRANQUILIZERS IN THE PAST 30 DAYS.....	4468	8.08
	97 =	REFUSED	20	0.04
	98 =	BLANK (NO ANSWER).....	210	0.38
	99 =	LEGITIMATE SKIP (Used only methamphetamine)	394	0.71

PRIOR SUBSTANCE USE

You reported that you got the prescription tranquilizers you used in the past 30 days from a friend or relative for free.
How did your friend or relative get the prescription tranquilizers that you used?

Please enter all of the ways that your friend or relative got the prescription tranquilizers you used in the past 30 days.

TRNFF1DR¹	Len: 2	FRIEND/RELATIVE GOT RX FOR TRANQS FROM 1 DR	Freq	Pct
	1 = Response entered		164	0.30
	5 = Response entered LOG ASSN (from TRNFFLAS)		3	0.01
	6 = Response not entered.....		49	0.09
	81 = NEVER USED TRANQUILIZERS Logically assigned.....		6	0.01
	91 = NEVER USED TRANQUILIZERS	50153	90.74	
	93 = DID NOT USE TRANQUILIZERS IN THE PAST 30 DAYS.....	4468	8.08	
	94 = DON'T KNOW.....	9	0.02	
	97 = REFUSED	3	0.01	
	98 = BLANK (NO ANSWER).....	231	0.42	
	99 = LEGITIMATE SKIP	185	0.33	

TRNFFDRS¹	Len: 2	FRIEND/RELATIVE GOT RX FOR TRANQS FROM >1 DR	Freq	Pct
	1 = Response entered		10	0.02
	6 = Response not entered.....		204	0.37
	81 = NEVER USED TRANQUILIZERS Logically assigned.....		6	0.01
	91 = NEVER USED TRANQUILIZERS	50153	90.74	
	93 = DID NOT USE TRANQUILIZERS IN THE PAST 30 DAYS.....	4468	8.08	
	94 = DON'T KNOW.....	9	0.02	
	97 = REFUSED	3	0.01	
	98 = BLANK (NO ANSWER).....	233	0.42	
	99 = LEGITIMATE SKIP	185	0.33	

TRNFFAKE¹	Len: 2	FRIEND/RELATIVE WROTE FAKE RX FOR TRANQS	Freq	Pct
	6 = Response not entered.....		214	0.39
	81 = NEVER USED TRANQUILIZERS Logically assigned.....		6	0.01
	91 = NEVER USED TRANQUILIZERS	50153	90.74	
	93 = DID NOT USE TRANQUILIZERS IN THE PAST 30 DAYS.....	4468	8.08	
	94 = DON'T KNOW.....	9	0.02	
	97 = REFUSED	3	0.01	
	98 = BLANK (NO ANSWER).....	233	0.42	
	99 = LEGITIMATE SKIP	185	0.33	

TRNFFSTL¹	Len: 2	FRND/RELAT STOLE TRANQS FRM DR/CLIN/HOSP/PHARM	Freq	Pct
	1 = Response entered		1	0.00
	6 = Response not entered.....		213	0.39
	81 = NEVER USED TRANQUILIZERS Logically assigned.....		6	0.01
	91 = NEVER USED TRANQUILIZERS	50153	90.74	
	93 = DID NOT USE TRANQUILIZERS IN THE PAST 30 DAYS.....	4468	8.08	
	94 = DON'T KNOW.....	9	0.02	
	97 = REFUSED	3	0.01	
	98 = BLANK (NO ANSWER).....	233	0.42	
	99 = LEGITIMATE SKIP	185	0.33	

TRNFFREE¹	Len: 2	FRND/RELAT GOT TRANQS FRM FRND/RELAT FOR FREE	Freq	Pct
	1 = Response entered		30	0.05
	3 = Response entered LOG ASSN (from TRNFFOSP)		1	0.00
	6 = Response not entered.....		183	0.33
	81 = NEVER USED TRANQUILIZERS Logically assigned.....		6	0.01
	91 = NEVER USED TRANQUILIZERS	50153	90.74	
	93 = DID NOT USE TRANQUILIZERS IN THE PAST 30 DAYS.....	4468	8.08	
	94 = DON'T KNOW.....	9	0.02	
	97 = REFUSED	3	0.01	
	98 = BLANK (NO ANSWER).....	233	0.42	
	99 = LEGITIMATE SKIP	185	0.33	

PRIOR SUBSTANCE USE

TRNFFBOT ¹	Len: 2 FRIEND/RELATIVE BOUGHT TRANQS FROM FRND/RELAT		Freq	Pct
	1 = Response entered		22	0.04
	6 = Response not entered.....		192	0.35
	81 = NEVER USED TRANQUILIZERS Logically assigned.....		6	0.01
	91 = NEVER USED TRANQUILIZERS	50153	90.74	
	93 = DID NOT USE TRANQUILIZERS IN THE PAST 30 DAYS.....	4468	8.08	
	94 = DON'T KNOW.....	9	0.02	
	97 = REFUSED	3	0.01	
	98 = BLANK (NO ANSWER).....	233	0.42	
	99 = LEGITIMATE SKIP	185	0.33	
TRNFFTAK ¹	Len: 2 FRND/RELAT TOOK TRANQS FRM FRND/REL WO ASKING		Freq	Pct
	1 = Response entered	3	0.01	
	6 = Response not entered.....	211	0.38	
	81 = NEVER USED TRANQUILIZERS Logically assigned.....	6	0.01	
	91 = NEVER USED TRANQUILIZERS	50153	90.74	
	93 = DID NOT USE TRANQUILIZERS IN THE PAST 30 DAYS.....	4468	8.08	
	94 = DON'T KNOW.....	9	0.02	
	97 = REFUSED	3	0.01	
	98 = BLANK (NO ANSWER).....	233	0.42	
	99 = LEGITIMATE SKIP	185	0.33	
TRNFFDLR ¹	Len: 2 FRND/RELAT BOUGHT TRANQS FR DRUG DEALER/STRANGER		Freq	Pct
	1 = Response entered	10	0.02	
	5 = Response entered LOG ASSN (from TRNFFLAS)	1	0.00	
	6 = Response not entered.....	204	0.37	
	81 = NEVER USED TRANQUILIZERS Logically assigned.....	6	0.01	
	91 = NEVER USED TRANQUILIZERS	50153	90.74	
	93 = DID NOT USE TRANQUILIZERS IN THE PAST 30 DAYS.....	4468	8.08	
	94 = DON'T KNOW.....	9	0.02	
	97 = REFUSED	3	0.01	
	98 = BLANK (NO ANSWER).....	232	0.42	
	99 = LEGITIMATE SKIP	185	0.33	
TRNFFNET ¹	Len: 2 FRIEND/RELATIVE BOUGHT TRANQS ON THE INTERNET		Freq	Pct
	1 = Response entered	1	0.00	
	6 = Response not entered.....	213	0.39	
	81 = NEVER USED TRANQUILIZERS Logically assigned.....	6	0.01	
	91 = NEVER USED TRANQUILIZERS	50153	90.74	
	93 = DID NOT USE TRANQUILIZERS IN THE PAST 30 DAYS.....	4468	8.08	
	94 = DON'T KNOW.....	9	0.02	
	97 = REFUSED	3	0.01	
	98 = BLANK (NO ANSWER).....	233	0.42	
	99 = LEGITIMATE SKIP	185	0.33	
TRNFFOTH ¹	Len: 2 FRIEND/RELATIVE GOT TRANQS SOME OTHER WAY		Freq	Pct
	1 = Response entered	8	0.01	
	6 = Response not entered.....	206	0.37	
	81 = NEVER USED TRANQUILIZERS Logically assigned.....	6	0.01	
	91 = NEVER USED TRANQUILIZERS	50153	90.74	
	93 = DID NOT USE TRANQUILIZERS IN THE PAST 30 DAYS.....	4468	8.08	
	94 = DON'T KNOW.....	9	0.02	
	97 = REFUSED	3	0.01	
	98 = BLANK (NO ANSWER).....	233	0.42	
	99 = LEGITIMATE SKIP	185	0.33	

PRIOR SUBSTANCE USE

TRNFFOSP¹	Len: 2	OTHER WAY FRND/RELAT GOT TRANQUILIZERS PST 30 DY	Freq	Pct
		5 = He/she got it from a friend or relative for free	1	0.00
		11 = Fr friend/relat/home/co-worker; otherwise unspcfd.....	1	0.00
		20 = He/she traded/bartered for it; sex not specfd.....	1	0.00
		21 = He/she found it; otherwise unspecified.....	1	0.00
		81 = NEVER USED TRANQUILIZERS Logically assigned.....	6	0.01
		91 = NEVER USED TRANQUILIZERS	50153	90.74
		93 = DID NOT USE TRANQUILIZERS IN THE PAST 30 DAYS.....	4468	8.08
		94 = DON'T KNOW.....	4	0.01
		98 = BLANK (NO ANSWER).....	245	0.44
		99 = LEGITIMATE SKIP	391	0.71

Earlier, the computer recorded that, during the past 12 months, you used prescription tranquilizers that were not prescribed for you or that you took only for the experience or feeling they caused.

Now think about the last time you used a prescription tranquilizer that was not prescribed for you or that you took only for the experience or feeling it caused. How did you get this prescription tranquilizer?

TRNGTLA2¹	Len: 2	HOW GOT PRSCRIP TRANQUILIZER PAST 12 MOS/LST TIME	Freq	Pct
		1 = I got a prescription from just one doctor	75	0.14
		2 = I got prescriptions from more than one doctor	8	0.01
		5 = I got it from a friend or relative for free	502	0.91
		6 = I bought it from a friend or relative.....	124	0.22
		7 = I took it from friend/relative without asking.....	51	0.09
		8 = I bought it from a drug dealer or other stranger	42	0.08
		10 = I got it in some other way	46	0.08
		15 = I got it from friend/relative for free LOG ASSN.....	4	0.01
		18 = I bought it from drug dealer/oth stranger LOG ASSN	1	0.00
		81 = NEVER USED TRANQUILIZERS Logically assigned.....	6	0.01
		85 = BAD DATA Logically assigned	1	0.00
		91 = NEVER USED TRANQUILIZERS	50153	90.74
		93 = DID NOT USE TRANQUILIZERS IN THE PAST 12 MOS	3625	6.56
		94 = DON'T KNOW.....	18	0.03
		97 = REFUSED	30	0.05
		98 = BLANK (NO ANSWER).....	213	0.39
		99 = LEGITIMATE SKIP	372	0.67

TRNGTOS2¹	Len: 2	OTHER WAY RESP GOT TRANQUILIZER THE LAST TIME	Freq	Pct
		5 = Got it from a friend or relative for free.....	4	0.01
		8 = Bought it from a drug dealer or other stranger.....	1	0.00
		10 = Got it in some other way	6	0.01
		11 = From friend, relative, home; otherwise unspcfd	16	0.03
		14 = Bought it; otherwise unspecified.....	3	0.01
		18 = From an individual; how and relationship unspcfd	3	0.01
		21 = Found it; otherwise unspecified.....	5	0.01
		74 = Name of drug reported, OTC unspecified.....	1	0.00
		81 = NEVER USED TRANQUILIZERS Logically assigned.....	6	0.01
		91 = NEVER USED TRANQUILIZERS	50153	90.74
		93 = DID NOT USE TRANQUILIZERS IN THE PAST 12 MOS	3625	6.56
		94 = DON'T KNOW.....	5	0.01
		97 = REFUSED	34	0.06
		98 = BLANK (NO ANSWER).....	232	0.42
		99 = LEGITIMATE SKIP (Used only methamphetamine)	1177	2.13

PRIOR SUBSTANCE USE

You reported that you got the prescription tranquilizer you last used from a friend or relative for free. How did your friend or relative get the last prescription tranquilizer that you used?

TRNFFLAS ¹	Len: 2	HOW FRND/RELAT GOT THE TRANQUILIZERS LAST TIME	Freq	Pct
		1 = He/she got a prescription from just one doctor	354	0.64
		2 = He/she got prescriptions from more than one doctor	13	0.02
		3 = He/she wrote a fake prescription	2	0.00
		4 = He/she stole it from dr's ofc/clinic/hosp/pharmacy	2	0.00
		5 = He/she got it from a friend or relative for free	37	0.07
		6 = He/she bought it from a friend or relative	20	0.04
		7 = He/she took it from friend/relative without asking	2	0.00
		8 = He/she bought it from a drug dealer/other stranger	22	0.04
		9 = He/she bought it on the Internet	2	0.00
		10 = He/she got it in some other way	12	0.02
		81 = NEVER USED TRANQUILIZERS Logically assigned	6	0.01
		91 = NEVER USED TRANQUILIZERS	50153	90.74
		93 = DID NOT USE TRANQUILIZERS IN THE PAST 12 MOS	3625	6.56
		94 = DON'T KNOW	31	0.06
		97 = REFUSED	5	0.01
		98 = BLANK (NO ANSWER)	266	0.48
		99 = LEGITIMATE SKIP	719	1.30

TRNFFLSP ¹	Len: 2	OTHER WAY FRND/RELAT GOT TRANQUILIZERS	Freq	Pct
		11 = Fr friend/relat/home/co-worker; otherwise unspcfd	2	0.00
		14 = He/she bought it; otherwise unspecified	1	0.00
		18 = He/she got fr individual; how & relation unspcfd	1	0.00
		23 = He/she got it w/prescription(s); otherwise unspcfd	1	0.00
		81 = NEVER USED TRANQUILIZERS Logically assigned	6	0.01
		91 = NEVER USED TRANQUILIZERS	50153	90.74
		93 = DID NOT USE TRANQUILIZERS IN THE PAST 12 MOS	3625	6.56
		94 = DON'T KNOW	5	0.01
		97 = REFUSED	7	0.01
		98 = BLANK (NO ANSWER)	297	0.54
		99 = LEGITIMATE SKIP	1173	2.12

Earlier, the computer recorded that, during the past 30 days, you used prescription stimulants that were not prescribed for you or that you took only for the experience or feeling they caused. How did you get these prescription stimulants?

Please enter all of the ways that you got prescription stimulants you used in the past 30 days.

STMRX1DR ¹	Len: 2	I GOT ONE+ PRSCRPS FOR STIM FROM JUST ONE DR	Freq	Pct
		1 = Response entered	50	0.09
		5 = Response entered LOG ASSN (from STMGTLA2)	2	0.00
		6 = Response not entered	241	0.44
		81 = NEVER USED PRESCRIPTION STIMULANTS Log assn	4	0.01
		85 = BAD DATA Logically assigned	1	0.00
		91 = NEVER USED PRESCRIPTION STIMULANTS	51196	92.63
		93 = DID NOT USE PRESCRIP STIMS IN THE PAST 30 DAYS	2640	4.78
		94 = DON'T KNOW	8	0.01
		97 = REFUSED	11	0.02
		98 = BLANK (NO ANSWER)	191	0.35
		99 = LEGITIMATE SKIP (Used only methamphetamine)	927	1.68

STMRXDRS ¹	Len: 2	I GOT PRSCRPS FOR STIMULANTS FROM TWO+ DR	Freq	Pct
		1 = Response entered	4	0.01
		6 = Response not entered	287	0.52
		81 = NEVER USED PRESCRIPTION STIMULANTS Log assn	4	0.01
		91 = NEVER USED PRESCRIPTION STIMULANTS	51196	92.63
		93 = DID NOT USE PRESCRIP STIMS IN THE PAST 30 DAYS	2640	4.78
		94 = DON'T KNOW	8	0.01
		97 = REFUSED	11	0.02
		98 = BLANK (NO ANSWER)	194	0.35
		99 = LEGITIMATE SKIP (Used only methamphetamine)	927	1.68

PRIOR SUBSTANCE USE

STMRXFAK¹	Len: 2	I WROTE FAKE PRESCRIPTIONS FOR STIMULANTS	Freq	Pct
	6 =	Response not entered.....	291	0.53
	81 =	NEVER USED PRESCRIPTION STIMULANTS Log assn.....	4	0.01
	91 =	NEVER USED PRESCRIPTION STIMULANTS.....	51196	92.63
	93 =	DID NOT USE PRESCRIP STIMS IN THE PAST 30 DAYS.....	2640	4.78
	94 =	DON'T KNOW.....	8	0.01
	97 =	REFUSED.....	11	0.02
	98 =	BLANK (NO ANSWER).....	194	0.35
	99 =	LEGITIMATE SKIP (Used only methamphetamine).....	927	1.68

STMSTOLE¹	Len: 2	I STOLE STIMS FROM A DR'S OFF/CLIN/HOSP/PHARMCY	Freq	Pct
	1 =	Response entered.....	2	0.00
	6 =	Response not entered.....	289	0.52
	81 =	NEVER USED PRESCRIPTION STIMULANTS Log assn.....	4	0.01
	91 =	NEVER USED PRESCRIPTION STIMULANTS.....	51196	92.63
	93 =	DID NOT USE PRESCRIP STIMS IN THE PAST 30 DAYS.....	2640	4.78
	94 =	DON'T KNOW.....	8	0.01
	97 =	REFUSED.....	11	0.02
	98 =	BLANK (NO ANSWER).....	194	0.35
	99 =	LEGITIMATE SKIP (Used only methamphetamine).....	927	1.68

STMFRFRE¹	Len: 2	I GOT STIMULANTS FROM A FRND/RELATIVE FOR FREE	Freq	Pct
	1 =	Response entered.....	139	0.25
	3 =	Response entered LOG ASSN (from STMOTHS2).....	1	0.00
	5 =	Response entered LOG ASSN (from STMGTLA2).....	4	0.01
	6 =	Response not entered.....	148	0.27
	81 =	NEVER USED PRESCRIPTION STIMULANTS Log assn.....	4	0.01
	91 =	NEVER USED PRESCRIPTION STIMULANTS.....	51196	92.63
	93 =	DID NOT USE PRESCRIP STIMS IN THE PAST 30 DAYS.....	2640	4.78
	94 =	DON'T KNOW.....	8	0.01
	97 =	REFUSED.....	11	0.02
	98 =	BLANK (NO ANSWER).....	193	0.35
	99 =	LEGITIMATE SKIP (Used only methamphetamine).....	927	1.68

STMFRBUY¹	Len: 2	I BOUGHT THE STIMS FROM A FRIEND OR RELATIVE	Freq	Pct
	1 =	Response entered.....	88	0.16
	5 =	Response entered LOG ASSN (from STMGTLA2).....	3	0.01
	6 =	Response not entered.....	200	0.36
	81 =	NEVER USED PRESCRIPTION STIMULANTS Log assn.....	4	0.01
	91 =	NEVER USED PRESCRIPTION STIMULANTS.....	51196	92.63
	93 =	DID NOT USE PRESCRIP STIMS IN THE PAST 30 DAYS.....	2640	4.78
	94 =	DON'T KNOW.....	8	0.01
	97 =	REFUSED.....	11	0.02
	98 =	BLANK (NO ANSWER).....	194	0.35
	99 =	LEGITIMATE SKIP (Used only methamphetamine).....	927	1.68

STMFRTK¹	Len: 2	I TOOK THE STIMS FROM A FRND/RELATIVE WO ASKING	Freq	Pct
	1 =	Response entered.....	16	0.03
	6 =	Response not entered.....	275	0.50
	81 =	NEVER USED PRESCRIPTION STIMULANTS Log assn.....	4	0.01
	91 =	NEVER USED PRESCRIPTION STIMULANTS.....	51196	92.63
	93 =	DID NOT USE PRESCRIP STIMS IN THE PAST 30 DAYS.....	2640	4.78
	94 =	DON'T KNOW.....	8	0.01
	97 =	REFUSED.....	11	0.02
	98 =	BLANK (NO ANSWER).....	194	0.35
	99 =	LEGITIMATE SKIP (Used only methamphetamine).....	927	1.68

PRIOR SUBSTANCE USE

STMDEALR¹	Len: 2	I BOUGHT THE STIMS FROM DRUG DEALR/OTH STRANGER	Freq	Pct
	1 =	Response entered	29	0.05
	5 =	Response entered LOG ASSN (from STMGTLA2).....	1	0.00
	6 =	Response not entered.....	262	0.47
	81 =	NEVER USED PRESCRIPTION STIMULANTS Log assn.....	4	0.01
	91 =	NEVER USED PRESCRIPTION STIMULANTS.....	51196	92.63
	93 =	DID NOT USE PRESCRIP STIMS IN THE PAST 30 DAYS.....	2640	4.78
	94 =	DON'T KNOW.....	8	0.01
	97 =	REFUSED	11	0.02
	98 =	BLANK (NO ANSWER).....	193	0.35
	99 =	LEGITIMATE SKIP (Used only methamphetamine)	927	1.68

STMINET¹	Len: 2	I BOUGHT THE STIMULANTS ON THE INTERNET	Freq	Pct
	1 =	Response entered	5	0.01
	6 =	Response not entered.....	286	0.52
	81 =	NEVER USED PRESCRIPTION STIMULANTS Log assn.....	4	0.01
	91 =	NEVER USED PRESCRIPTION STIMULANTS.....	51196	92.63
	93 =	DID NOT USE PRESCRIP STIMS IN THE PAST 30 DAYS.....	2640	4.78
	94 =	DON'T KNOW.....	8	0.01
	97 =	REFUSED	11	0.02
	98 =	BLANK (NO ANSWER).....	194	0.35
	99 =	LEGITIMATE SKIP (Used only methamphetamine)	927	1.68

STMOTHWY¹	Len: 2	I GOT THE STIMULANTS IN SOME OTHER WAY	Freq	Pct
	1 =	Response entered	21	0.04
	6 =	Response not entered.....	270	0.49
	81 =	NEVER USED PRESCRIPTION STIMULANTS Log assn.....	4	0.01
	91 =	NEVER USED PRESCRIPTION STIMULANTS.....	51196	92.63
	93 =	DID NOT USE PRESCRIP STIMS IN THE PAST 30 DAYS.....	2640	4.78
	94 =	DON'T KNOW.....	8	0.01
	97 =	REFUSED	11	0.02
	98 =	BLANK (NO ANSWER).....	194	0.35
	99 =	LEGITIMATE SKIP (Used only methamphetamine)	927	1.68

STMOTHS2¹	Len: 2	OTHER WAY RESP GOT STIMULANT USED IN PST 30 DAYS	Freq	Pct
	5 =	Got it from a friend or relative for free.....	1	0.00
	10 =	Got it in some other way	5	0.01
	11 =	From friend, relative, home; otherwise unspecfd	6	0.01
	73 =	Reason/condition for taking drug stated.....	1	0.00
	81 =	NEVER USED PRESCRIPTION STIMULANTS Log assn.....	4	0.01
	85 =	BAD DATA Logically assigned	3	0.01
	91 =	NEVER USED PRESCRIPTION STIMULANTS.....	51196	92.63
	93 =	DID NOT USE PRESCRIP STIMS IN THE PAST 30 DAYS.....	2640	4.78
	94 =	DON'T KNOW.....	2	0.00
	97 =	REFUSED	14	0.03
	98 =	BLANK (NO ANSWER).....	202	0.37
	99 =	LEGITIMATE SKIP (Used only methamphetamine)	1197	2.17

You reported that you got the prescription stimulants you used in the past 30 days from a friend or relative for free. How did your friend or relative get the prescription stimulants that you used?

Please enter all of the ways that your friend or relative got the prescription stimulants you used in the past 30 days.

STMFF1DR¹	Len: 2	FRIEND/RELATIVE GOT RX FOR STIMULANTS FROM 1 DR	Freq	Pct
	1 =	Response entered	104	0.19
	6 =	Response not entered.....	29	0.05
	81 =	NEVER USED PRESCRIPTION STIMULANTS Log assn.....	4	0.01
	91 =	NEVER USED PRESCRIPTION STIMULANTS.....	51196	92.63
	93 =	DID NOT USE PRESCRIP STIMS IN THE PAST 30 DAYS.....	2640	4.78
	94 =	DON'T KNOW.....	5	0.01
	97 =	REFUSED	1	0.00
	98 =	BLANK (NO ANSWER).....	217	0.39
	99 =	LEGITIMATE SKIP	1075	1.94

PRIOR SUBSTANCE USE

STMFFDRS¹	Len: 2	FRIEND/RELATIVE GOT RX FOR STIMULANTS FROM >1 DR	Freq	Pct
	1 =	Response entered	7	0.01
	6 =	Response not entered.....	126	0.23
	81 =	NEVER USED PRESCRIPTION STIMULANTS Log assn.....	4	0.01
	91 =	NEVER USED PRESCRIPTION STIMULANTS.....	51196	92.63
	93 =	DID NOT USE PRESCRIP STIMS IN THE PAST 30 DAYS.....	2640	4.78
	94 =	DON'T KNOW.....	5	0.01
	97 =	REFUSED	1	0.00
	98 =	BLANK (NO ANSWER).....	217	0.39
	99 =	LEGITIMATE SKIP	1075	1.94

STMFFAKE¹	Len: 2	FRIEND/RELATIVE WROTE FAKE RX FOR STIMULANTS	Freq	Pct
	6 =	Response not entered.....	133	0.24
	81 =	NEVER USED PRESCRIPTION STIMULANTS Log assn.....	4	0.01
	91 =	NEVER USED PRESCRIPTION STIMULANTS.....	51196	92.63
	93 =	DID NOT USE PRESCRIP STIMS IN THE PAST 30 DAYS.....	2640	4.78
	94 =	DON'T KNOW.....	5	0.01
	97 =	REFUSED	1	0.00
	98 =	BLANK (NO ANSWER).....	217	0.39
	99 =	LEGITIMATE SKIP	1075	1.94

STMFFSTL¹	Len: 2	FRND/RELAT STOLE STIMS FRM DR/CLIN/HOSP/PHARM	Freq	Pct
	6 =	Response not entered.....	133	0.24
	81 =	NEVER USED PRESCRIPTION STIMULANTS Log assn.....	4	0.01
	91 =	NEVER USED PRESCRIPTION STIMULANTS.....	51196	92.63
	93 =	DID NOT USE PRESCRIP STIMS IN THE PAST 30 DAYS.....	2640	4.78
	94 =	DON'T KNOW.....	5	0.01
	97 =	REFUSED	1	0.00
	98 =	BLANK (NO ANSWER).....	217	0.39
	99 =	LEGITIMATE SKIP	1075	1.94

STMFFREE¹	Len: 2	FRND/RELAT GOT STIMS FRM FRND/RELAT FOR FREE	Freq	Pct
	1 =	Response entered	18	0.03
	5 =	Response entered LOG ASSN (from STMFFLAS).....	1	0.00
	6 =	Response not entered.....	115	0.21
	81 =	NEVER USED PRESCRIPTION STIMULANTS Log assn.....	4	0.01
	91 =	NEVER USED PRESCRIPTION STIMULANTS.....	51196	92.63
	93 =	DID NOT USE PRESCRIP STIMS IN THE PAST 30 DAYS.....	2640	4.78
	94 =	DON'T KNOW.....	5	0.01
	97 =	REFUSED	1	0.00
	98 =	BLANK (NO ANSWER).....	216	0.39
	99 =	LEGITIMATE SKIP	1075	1.94

STMFFBOT¹	Len: 2	FRIEND/RELATIVE BOUGHT STIMS FROM FRND/RELAT	Freq	Pct
	1 =	Response entered	13	0.02
	6 =	Response not entered.....	120	0.22
	81 =	NEVER USED PRESCRIPTION STIMULANTS Log assn.....	4	0.01
	91 =	NEVER USED PRESCRIPTION STIMULANTS.....	51196	92.63
	93 =	DID NOT USE PRESCRIP STIMS IN THE PAST 30 DAYS.....	2640	4.78
	94 =	DON'T KNOW.....	5	0.01
	97 =	REFUSED	1	0.00
	98 =	BLANK (NO ANSWER).....	217	0.39
	99 =	LEGITIMATE SKIP	1075	1.94

PRIOR SUBSTANCE USE

STMFFTA ¹	Len: 2	FRND/RELAT TOOK STIMS FRM FRND/REL WO ASKING	Freq	Pct
	1	= Response entered	4	0.01
	6	= Response not entered.....	129	0.23
	81	= NEVER USED PRESCRIPTION STIMULANTS Log assn.....	4	0.01
	91	= NEVER USED PRESCRIPTION STIMULANTS	51196	92.63
	93	= DID NOT USE PRESCRIP STIMS IN THE PAST 30 DAYS	2640	4.78
	94	= DON'T KNOW.....	5	0.01
	97	= REFUSED	1	0.00
	98	= BLANK (NO ANSWER).....	217	0.39
	99	= LEGITIMATE SKIP	1075	1.94
STMFFDLR ¹	Len: 2	FRND/RELAT BOUGHT STIMS FR DRUG DEALER/STRANGER	Freq	Pct
	1	= Response entered	5	0.01
	5	= Response entered LOG ASSN (from STMFFLAS)	2	0.00
	6	= Response not entered.....	128	0.23
	81	= NEVER USED PRESCRIPTION STIMULANTS Log assn.....	4	0.01
	91	= NEVER USED PRESCRIPTION STIMULANTS	51196	92.63
	93	= DID NOT USE PRESCRIP STIMS IN THE PAST 30 DAYS	2640	4.78
	94	= DON'T KNOW.....	5	0.01
	97	= REFUSED	1	0.00
	98	= BLANK (NO ANSWER).....	215	0.39
	99	= LEGITIMATE SKIP	1075	1.94
STMFFNET ¹	Len: 2	FRIEND/RELATIVE BOUGHT STIMS ON THE INTERNET	Freq	Pct
	6	= Response not entered.....	133	0.24
	81	= NEVER USED PRESCRIPTION STIMULANTS Log assn.....	4	0.01
	91	= NEVER USED PRESCRIPTION STIMULANTS	51196	92.63
	93	= DID NOT USE PRESCRIP STIMS IN THE PAST 30 DAYS	2640	4.78
	94	= DON'T KNOW.....	5	0.01
	97	= REFUSED	1	0.00
	98	= BLANK (NO ANSWER).....	217	0.39
	99	= LEGITIMATE SKIP	1075	1.94
STMFFOTH ¹	Len: 2	FRIEND/RELATIVE GOT STIMULANTS SOME OTHER WAY	Freq	Pct
	1	= Response entered	5	0.01
	6	= Response not entered.....	128	0.23
	81	= NEVER USED PRESCRIPTION STIMULANTS Log assn.....	4	0.01
	91	= NEVER USED PRESCRIPTION STIMULANTS	51196	92.63
	93	= DID NOT USE PRESCRIP STIMS IN THE PAST 30 DAYS	2640	4.78
	94	= DON'T KNOW.....	5	0.01
	97	= REFUSED	1	0.00
	98	= BLANK (NO ANSWER).....	217	0.39
	99	= LEGITIMATE SKIP	1075	1.94
STMFFOSP ¹	Len: 2	OTHER WAY FRND/RELAT GOT STIMULANTS	Freq	Pct
	11	= Fr friend/relat/home/co-worker; otherwise unspcfd.....	2	0.00
	23	= He/she got it w/prescription(s); otherwise unspcfd.....	1	0.00
	81	= NEVER USED PRESCRIPTION STIMULANTS Log assn.....	4	0.01
	85	= BAD DATA Logically assigned	2	0.00
	91	= NEVER USED PRESCRIPTION STIMULANTS	51196	92.63
	93	= DID NOT USE PRESCRIP STIMS IN THE PAST 30 DAYS	2640	4.78
	98	= BLANK (NO ANSWER).....	223	0.40
	99	= LEGITIMATE SKIP	1203	2.18

PRIOR SUBSTANCE USE

Earlier, the computer recorded that, during the past 12 months, you used prescription stimulants that were not prescribed for you or that you took only for the experience or feeling they caused.

Now think about the last time you used a prescription stimulant that was not prescribed for you or that you took only for the experience or feeling it caused. How did you get this prescription stimulant?

STMGTLA2 ¹	Len: 2	HOW GOT PRSCRIP STIMULANT PAST 12 MOS/LAST TIME	Freq	Pct
		1 = I got a prescription from just one doctor	50	0.09
		3 = I wrote a fake prescription	4	0.01
		5 = I got it from a friend or relative for free	267	0.48
		6 = I bought it from a friend or relative	130	0.24
		7 = I took it from friend/relative without asking	28	0.05
		8 = I bought it from a drug dealer or other stranger	27	0.05
		10 = I got it in some other way	24	0.04
		15 = I got it from friend/relative for free LOG ASSN	7	0.01
		18 = I bought it from drug dealer/oth stranger LOG ASSN	1	0.00
		81 = NEVER USED PRESCRIPTION STIMULANTS Log assn	4	0.01
		91 = NEVER USED PRESCRIPTION STIMULANTS	51196	92.63
		93 = DID NOT USE PRESCRIP STIMS IN THE PAST 12 MOS	2143	3.88
		94 = DON'T KNOW	13	0.02
		97 = REFUSED	15	0.03
		98 = BLANK (NO ANSWER)	192	0.35
		99 = LEGITIMATE SKIP (Used only methamphetamine)	1170	2.12

STMGTOS2 ¹	Len: 2	OTHER WAY RESP GOT STIMULANT USED THE LAST TIME	Freq	Pct
		5 = Got it from a friend or relative for free	7	0.01
		8 = Bought it from a drug dealer or other stranger	1	0.00
		10 = Got it in some other way	6	0.01
		11 = From friend, relative, home; otherwise unspecfd	7	0.01
		74 = Name of drug reported, OTC unspecified	1	0.00
		81 = NEVER USED PRESCRIPTION STIMULANTS Log assn	4	0.01
		85 = BAD DATA Logically assigned	1	0.00
		91 = NEVER USED PRESCRIPTION STIMULANTS	51196	92.63
		93 = DID NOT USE PRESCRIP STIMS IN THE PAST 12 MOS	2143	3.88
		94 = DON'T KNOW	1	0.00
		97 = REFUSED	18	0.03
		98 = BLANK (NO ANSWER)	205	0.37
		99 = LEGITIMATE SKIP (Used only methamphetamine)	1681	3.04

You reported that you got the prescription stimulant you last used from a friend or relative for free. How did your friend or relative get the last prescription stimulant that you used?

STMFFLAS ¹	Len: 2	HOW FRND/RELAT GOT STIMULANTS THE LAST TIME	Freq	Pct
		1 = He/she got a prescription from just one doctor	180	0.33
		2 = He/she got prescriptions from more than one doctor	4	0.01
		5 = He/she got it from a friend or relative for free	32	0.06
		6 = He/she bought it from a friend or relative	20	0.04
		7 = He/she took it from friend/relative without asking	2	0.00
		8 = He/she bought it from a drug dealer/other stranger	9	0.02
		9 = He/she bought it on the Internet	1	0.00
		10 = He/she got it in some other way	4	0.01
		81 = NEVER USED PRESCRIPTION STIMULANTS Log assn	4	0.01
		91 = NEVER USED PRESCRIPTION STIMULANTS	51196	92.63
		93 = DID NOT USE PRESCRIP STIMS IN THE PAST 12 MONTHS	2143	3.88
		94 = DON'T KNOW	11	0.02
		97 = REFUSED	4	0.01
		98 = BLANK (NO ANSWER)	227	0.41
		99 = LEGITIMATE SKIP	1434	2.59

PRIOR SUBSTANCE USE

STMFFLSP¹	Len: 2	OTHER WAY FRND/RELAT GOT STIMULANTS	Freq	Pct
	11 =	Fr friend/relat/home/co-worker; otherwise unspcfd.....	1	0.00
	14 =	He/she bought it; otherwise unspecified.....	1	0.00
	23 =	He/she got it w/prescription(s); otherwise unspcfd.....	1	0.00
	81 =	NEVER USED PRESCRIPTION STIMULANTS Log assn.....	4	0.01
	91 =	NEVER USED PRESCRIPTION STIMULANTS.....	51196	92.63
	93 =	DID NOT USE PRESCRIP STIMS IN THE PAST 12 MONTHS.....	2143	3.88
	94 =	DON'T KNOW.....	1	0.00
	97 =	REFUSED.....	4	0.01
	98 =	BLANK (NO ANSWER).....	238	0.43
	99 =	LEGITIMATE SKIP.....	1682	3.04

Earlier, the computer recorded that, during the past 30 days, you used methamphetamine. How did you get this methamphetamine?

Please enter all of the ways that you got the methamphetamine you used in the past 30 days.

MTHFRFRE¹	Len: 2	I GOT METHAMP FROM A FRND/RELATIVE FOR FREE	Freq	Pct
	1 =	Response entered.....	54	0.10
	6 =	Response not entered.....	62	0.11
	81 =	NEVER USED METHAMPHETAMINE Logically assigned.....	4	0.01
	85 =	BAD DATA Logically assigned.....	1	0.00
	91 =	NEVER USED METHAMPHETAMINE.....	52593	95.15
	93 =	DID NOT USE METHAMPHETAMINE IN THE PAST 30 DAYS.....	2406	4.35
	94 =	DON'T KNOW.....	2	0.00
	97 =	REFUSED.....	27	0.05
	98 =	BLANK (NO ANSWER).....	122	0.22

MTHFRBUY¹	Len: 2	I BOUGHT THE METHAMP FROM A FRIEND OR RELATIVE	Freq	Pct
	1 =	Response entered.....	46	0.08
	6 =	Response not entered.....	70	0.13
	81 =	NEVER USED METHAMPHETAMINE Logically assigned.....	4	0.01
	91 =	NEVER USED METHAMPHETAMINE.....	52593	95.15
	93 =	DID NOT USE METHAMPHETAMINE IN THE PAST 30 DAYS.....	2406	4.35
	94 =	DON'T KNOW.....	2	0.00
	97 =	REFUSED.....	27	0.05
	98 =	BLANK (NO ANSWER).....	123	0.22

MTHFRTKE¹	Len: 2	I TOOK THE METHAMP FROM A FRND/RELATIVE WO ASKING	Freq	Pct
	1 =	Response entered.....	4	0.01
	6 =	Response not entered.....	112	0.20
	81 =	NEVER USED METHAMPHETAMINE Logically assigned.....	4	0.01
	91 =	NEVER USED METHAMPHETAMINE.....	52593	95.15
	93 =	DID NOT USE METHAMPHETAMINE IN THE PAST 30 DAYS.....	2406	4.35
	94 =	DON'T KNOW.....	2	0.00
	97 =	REFUSED.....	27	0.05
	98 =	BLANK (NO ANSWER).....	123	0.22

MTHDEALR¹	Len: 2	I BOUGHT THE METHAMP FROM DRUG DEALR/OTH STRANGER	Freq	Pct
	1 =	Response entered.....	37	0.07
	5 =	Response entered LOG ASSN (from MTHGTLA2).....	1	0.00
	6 =	Response not entered.....	79	0.14
	81 =	NEVER USED METHAMPHETAMINE Logically assigned.....	4	0.01
	91 =	NEVER USED METHAMPHETAMINE.....	52593	95.15
	93 =	DID NOT USE METHAMPHETAMINE IN THE PAST 30 DAYS.....	2406	4.35
	94 =	DON'T KNOW.....	2	0.00
	97 =	REFUSED.....	27	0.05
	98 =	BLANK (NO ANSWER).....	122	0.22

PRIOR SUBSTANCE USE

MTHINET¹	Len: 2	I BOUGHT THE METHAMP ON THE INTERNET	Freq	Pct
	1 = Response entered		1	0.00
	6 = Response not entered.....		115	0.21
	81 = NEVER USED METHAMPHETAMINE Logically assigned		4	0.01
	91 = NEVER USED METHAMPHETAMINE		52593	95.15
	93 = DID NOT USE METHAMPHETAMINE IN THE PAST 30 DAYS		2406	4.35
	94 = DON'T KNOW.....		2	0.00
	97 = REFUSED		27	0.05
	98 = BLANK (NO ANSWER).....		123	0.22

MTHOTHWY¹	Len: 2	I GOT THE METHAMP IN SOME OTHER WAY	Freq	Pct
	1 = Response entered		8	0.01
	6 = Response not entered.....		108	0.20
	81 = NEVER USED METHAMPHETAMINE Logically assigned		4	0.01
	91 = NEVER USED METHAMPHETAMINE		52593	95.15
	93 = DID NOT USE METHAMPHETAMINE IN THE PAST 30 DAYS		2406	4.35
	94 = DON'T KNOW.....		2	0.00
	97 = REFUSED		27	0.05
	98 = BLANK (NO ANSWER).....		123	0.22

MTHOTHS2¹	Len: 2	OTHER WAY RESP GOT METH USED IN PST 30 DAYS	Freq	Pct
	10 = Got it in some other way		3	0.01
	11 = From friend, relative, home; otherwise unspecfd		3	0.01
	81 = NEVER USED METHAMPHETAMINE Logically assigned		4	0.01
	85 = BAD DATA Logically assigned		1	0.00
	91 = NEVER USED METHAMPHETAMINE		52593	95.15
	93 = DID NOT USE METHAMPHETAMINE IN THE PAST 30 DAYS		2406	4.35
	97 = REFUSED		28	0.05
	98 = BLANK (NO ANSWER).....		125	0.23
	99 = LEGITIMATE SKIP (Used only methamphetamine)		108	0.20

You reported that you got the Methamphetamine you used in the past 30 days from a friend or relative for free. How did your friend or relative get the Methamphetamine that you used?

Please enter all of the ways that your friend or relative got the Methamphetamine you used in the past 30 days.

MTHFFREE¹	Len: 2	FRND/RELAT GOT METHAMP FRM FRND/RELAT FOR FREE	Freq	Pct
	1 = Response entered		17	0.03
	5 = Response entered LOG ASSN (from MTHFFLAS).....		2	0.00
	6 = Response not entered.....		31	0.06
	81 = NEVER USED METHAMPHETAMINE Logically assigned		4	0.01
	85 = BAD DATA Logically assigned		1	0.00
	91 = NEVER USED METHAMPHETAMINE		52593	95.15
	93 = DID NOT USE METHAMPHETAMINE IN THE PAST 30 DAYS		2406	4.35
	94 = DON'T KNOW.....		3	0.01
	97 = REFUSED		1	0.00
	98 = BLANK (NO ANSWER).....		151	0.27
	99 = LEGITIMATE SKIP		62	0.11

MTHFFBOT¹	Len: 2	FRIEND/RELATIVE BOUGHT METHAMP FROM FRND/RELAT	Freq	Pct
	1 = Response entered		21	0.04
	5 = Response entered LOG ASSN (from MTHFFLAS).....		1	0.00
	6 = Response not entered.....		28	0.05
	81 = NEVER USED METHAMPHETAMINE Logically assigned		4	0.01
	91 = NEVER USED METHAMPHETAMINE		52593	95.15
	93 = DID NOT USE METHAMPHETAMINE IN THE PAST 30 DAYS		2406	4.35
	94 = DON'T KNOW.....		3	0.01
	97 = REFUSED		1	0.00
	98 = BLANK (NO ANSWER).....		152	0.28
	99 = LEGITIMATE SKIP		62	0.11

PRIOR SUBSTANCE USE

MTHFFTAK¹	Len: 2	FRND/RELAT TOOK METHAMP FRM FRND/REL WO ASKING	Freq	Pct
		1 = Response entered	2	0.00
		6 = Response not entered.....	48	0.09
		81 = NEVER USED METHAMPHETAMINE Logically assigned	4	0.01
		91 = NEVER USED METHAMPHETAMINE	52593	95.15
		93 = DID NOT USE METHAMPHETAMINE IN THE PAST 30 DAYS	2406	4.35
		94 = DON'T KNOW.....	3	0.01
		97 = REFUSED	1	0.00
		98 = BLANK (NO ANSWER).....	152	0.28
		99 = LEGITIMATE SKIP	62	0.11
MTHFFDLR¹	Len: 2	FRND/RELAT BOUGHT METH FR DRUG DEALER/STRANGER	Freq	Pct
		1 = Response entered	26	0.05
		5 = Response entered LOG ASSN (from MTHFFLAS).....	1	0.00
		6 = Response not entered.....	23	0.04
		81 = NEVER USED METHAMPHETAMINE Logically assigned	4	0.01
		91 = NEVER USED METHAMPHETAMINE	52593	95.15
		93 = DID NOT USE METHAMPHETAMINE IN THE PAST 30 DAYS	2406	4.35
		94 = DON'T KNOW.....	3	0.01
		97 = REFUSED	1	0.00
		98 = BLANK (NO ANSWER).....	152	0.28
		99 = LEGITIMATE SKIP	62	0.11
MTHFFNET¹	Len: 2	FRIEND/RELATIVE BOUGHT METHAMP ON THE INTERNET	Freq	Pct
		6 = Response not entered.....	50	0.09
		81 = NEVER USED METHAMPHETAMINE Logically assigned	4	0.01
		91 = NEVER USED METHAMPHETAMINE	52593	95.15
		93 = DID NOT USE METHAMPHETAMINE IN THE PAST 30 DAYS	2406	4.35
		94 = DON'T KNOW.....	3	0.01
		97 = REFUSED	1	0.00
		98 = BLANK (NO ANSWER).....	152	0.28
		99 = LEGITIMATE SKIP	62	0.11
MTHFFOTH¹	Len: 2	FRIEND/RELATIVE GOT METHAMPHET SOME OTHER WAY	Freq	Pct
		1 = Response entered	4	0.01
		6 = Response not entered.....	46	0.08
		81 = NEVER USED METHAMPHETAMINE Logically assigned	4	0.01
		91 = NEVER USED METHAMPHETAMINE	52593	95.15
		93 = DID NOT USE METHAMPHETAMINE IN THE PAST 30 DAYS	2406	4.35
		94 = DON'T KNOW.....	3	0.01
		97 = REFUSED	1	0.00
		98 = BLANK (NO ANSWER).....	152	0.28
		99 = LEGITIMATE SKIP	62	0.11
MTHFFOSP¹	Len: 2	OTHER WAY FRND/RELAT GOT METHAMPHETAMINE	Freq	Pct
		14 = He/she bought it; otherwise unspecified.....	1	0.00
		16 = He/she made/cooked it	1	0.00
		74 = Name of drug reported, OTC unspecified.....	1	0.00
		81 = NEVER USED METHAMPHETAMINE Logically assigned	4	0.01
		91 = NEVER USED METHAMPHETAMINE	52593	95.15
		93 = DID NOT USE METHAMPHETAMINE IN THE PAST 30 DAYS	2406	4.35
		94 = DON'T KNOW.....	1	0.00
		98 = BLANK (NO ANSWER).....	156	0.28
		99 = LEGITIMATE SKIP	108	0.20

PRIOR SUBSTANCE USE

Earlier, the computer recorded that, during the past 12 months, you used methamphetamine.

Now think about the last time you used methamphetamine. How did you get this methamphetamine?

MTHGTLA2¹	Len: 2	HOW GOT METHAMPHETAMINE PAST 12 MOS/LAST TIME	Freq	Pct
		5 = I got it from a friend or relative for free	107	0.19
		6 = I bought it from a friend or relative.....	34	0.06
		7 = I took it from friend/relative without asking.....	10	0.02
		8 = I bought it from a drug dealer or other stranger	58	0.10
		10 = I got it in some other way	12	0.02
		15 = I got it from a friend/relative for free LOG ASSN.....	1	0.00
		81 = NEVER USED METHAMPHETAMINE Logically assigned	4	0.01
		91 = NEVER USED METHAMPHETAMINE.....	52593	95.15
		93 = DID NOT USE METHAMPHETAMINE IN THE PAST 12 MOS	2191	3.96
		94 = DON'T KNOW.....	6	0.01
		97 = REFUSED	32	0.06
		98 = BLANK (NO ANSWER).....	127	0.23
		99 = LEGITIMATE SKIP	96	0.17

MTHGTOS2¹	Len: 2	OTHER WAY RESP GOT METH USED THE LAST TIME	Freq	Pct
		5 = Got it from a friend or relative for free.....	1	0.00
		10 = Got it in some other way	5	0.01
		18 = From an individual; how and relationship unspcfd	3	0.01
		81 = NEVER USED METHAMPHETAMINE Logically assigned	4	0.01
		85 = BAD DATA Logically assigned	1	0.00
		91 = NEVER USED METHAMPHETAMINE.....	52593	95.15
		93 = DID NOT USE METHAMPHETAMINE IN THE PAST 12 MOS	2191	3.96
		94 = DON'T KNOW.....	1	0.00
		97 = REFUSED	32	0.06
		98 = BLANK (NO ANSWER).....	133	0.24
		99 = LEGITIMATE SKIP (Used only methamphetamine)	307	0.56

You reported that you got the Methamphetamine you last used from a friend or relative for free. How did your friend or relative get the last Methamphetamine that you used?

MTHFFLAS¹	Len: 2	HOW FRND/RELAT GOT METHAMPHETAMINE THE LAST TIME	Freq	Pct
		5 = He/she got it from a friend or relative for free	25	0.05
		6 = He/she bought it from a friend or relative.....	33	0.06
		7 = He/she took it from friend/relat without asking.....	1	0.00
		8 = He/she bought it from a drug dealer/other stranger	24	0.04
		10 = He/she got it in some other way	11	0.02
		91 = NEVER USED METHAMPHETAMINE.....	52597	95.16
		93 = DID NOT USE METHAMPHETAMINE IN THE PAST 12 MOS	2191	3.96
		94 = DON'T KNOW.....	12	0.02
		97 = REFUSED	1	0.00
		98 = BLANK (NO ANSWER).....	166	0.30
		99 = LEGITIMATE SKIP	210	0.38

MTHFFLSP¹	Len: 2	OTHER WAY FRND/RELAT GOT METHAMPHETAMINE	Freq	Pct
		11 = Fr friend/relat/home/co-worker; otherwise unspcfd.....	1	0.00
		15 = Dr office, clinic, hospital, pharmacy; how unspcfd	1	0.00
		16 = He/she made/cooked it	1	0.00
		23 = He/she got it w/prescription(s); otherwise unspcfd.....	2	0.00
		74 = Name of drug reported, OTC unspecified.....	1	0.00
		91 = NEVER USED METHAMPHETAMINE.....	52597	95.16
		93 = DID NOT USE METHAMPHETAMINE IN THE PAST 12 MOS	2191	3.96
		94 = DON'T KNOW.....	5	0.01
		97 = REFUSED	1	0.00
		98 = BLANK (NO ANSWER).....	178	0.32
		99 = LEGITIMATE SKIP	293	0.53

PRIOR SUBSTANCE USE

Earlier, the computer recorded that, during the past 30 days, you used prescription sedatives that were not prescribed for you or that you took only for the experience or feeling they caused. How did you get these prescription sedatives?

Please enter all of the ways that you got the prescription sedatives you used in the past 30 days.

SEDRX1DR¹	Len: 2	I GOT ONE+ PRSCRPS FOR SEDATIVES FROM JUST ONE DR	Freq	Pct
	1 =	Response entered	11	0.02
	6 =	Response not entered.....	41	0.07
	81 =	NEVER USED SEDATIVES Logically assigned	27	0.05
	85 =	BAD DATA Logically assigned	1	0.00
	91 =	NEVER USED SEDATIVES.....	54041	97.77
	93 =	DID NOT USE SEDATIVES IN THE PAST 30 DAYS	987	1.79
	94 =	DON'T KNOW.....	2	0.00
	97 =	REFUSED	6	0.01
	98 =	BLANK (NO ANSWER).....	155	0.28

SEDRXDRS¹	Len: 2	I GOT PRSCRPS FOR SEDATIVES FROM TWO+ DR	Freq	Pct
	1 =	Response entered	3	0.01
	6 =	Response not entered.....	49	0.09
	81 =	NEVER USED SEDATIVES Logically assigned	27	0.05
	91 =	NEVER USED SEDATIVES.....	54041	97.77
	93 =	DID NOT USE SEDATIVES IN THE PAST 30 DAYS	987	1.79
	94 =	DON'T KNOW.....	2	0.00
	97 =	REFUSED	6	0.01
	98 =	BLANK (NO ANSWER).....	156	0.28

SEDRXFAK¹	Len: 2	I WROTE FAKE PRESCRIPTIONS FOR SEDATIVES	Freq	Pct
	6 =	Response not entered.....	52	0.09
	81 =	NEVER USED SEDATIVES Logically assigned	27	0.05
	91 =	NEVER USED SEDATIVES.....	54041	97.77
	93 =	DID NOT USE SEDATIVES IN THE PAST 30 DAYS	987	1.79
	94 =	DON'T KNOW.....	2	0.00
	97 =	REFUSED	6	0.01
	98 =	BLANK (NO ANSWER).....	156	0.28

SEDSTOLE¹	Len: 2	I STOLE SEDS FROM A DR'S OFF/CLIN/HOSP/PHARMCY	Freq	Pct
	6 =	Response not entered.....	52	0.09
	81 =	NEVER USED SEDATIVES Logically assigned	27	0.05
	91 =	NEVER USED SEDATIVES.....	54041	97.77
	93 =	DID NOT USE SEDATIVES IN THE PAST 30 DAYS	987	1.79
	94 =	DON'T KNOW.....	2	0.00
	97 =	REFUSED	6	0.01
	98 =	BLANK (NO ANSWER).....	156	0.28

SEDFRFRE¹	Len: 2	I GOT SEDATIVES FROM A FRND/RELATIVE FOR FREE	Freq	Pct
	1 =	Response entered	27	0.05
	6 =	Response not entered.....	25	0.05
	81 =	NEVER USED SEDATIVES Logically assigned	27	0.05
	91 =	NEVER USED SEDATIVES.....	54041	97.77
	93 =	DID NOT USE SEDATIVES IN THE PAST 30 DAYS	987	1.79
	94 =	DON'T KNOW.....	2	0.00
	97 =	REFUSED	6	0.01
	98 =	BLANK (NO ANSWER).....	156	0.28

PRIOR SUBSTANCE USE

SEDFRBUY¹	Len: 2	I BOUGHT THE SEDS FROM A FRIEND OR RELATIVE	Freq	Pct
	1 = Response entered		8	0.01
	6 = Response not entered.....		44	0.08
	81 = NEVER USED SEDATIVES Logically assigned		27	0.05
	91 = NEVER USED SEDATIVES.....		54041	97.77
	93 = DID NOT USE SEDATIVES IN THE PAST 30 DAYS.....		987	1.79
	94 = DON'T KNOW.....		2	0.00
	97 = REFUSED		6	0.01
	98 = BLANK (NO ANSWER).....		156	0.28

SEDFRTKE¹	Len: 2	I TOOK THE SEDS FROM A FRND/RELATIVE WO ASKING	Freq	Pct
	1 = Response entered		5	0.01
	6 = Response not entered.....		47	0.09
	81 = NEVER USED SEDATIVES Logically assigned		27	0.05
	91 = NEVER USED SEDATIVES.....		54041	97.77
	93 = DID NOT USE SEDATIVES IN THE PAST 30 DAYS.....		987	1.79
	94 = DON'T KNOW.....		2	0.00
	97 = REFUSED		6	0.01
	98 = BLANK (NO ANSWER).....		156	0.28

SEDDEALR¹	Len: 2	I BOUGHT THE SEDS FROM DRUG DEALR/OTH STRANGER	Freq	Pct
	1 = Response entered		4	0.01
	6 = Response not entered.....		48	0.09
	81 = NEVER USED SEDATIVES Logically assigned		27	0.05
	91 = NEVER USED SEDATIVES.....		54041	97.77
	93 = DID NOT USE SEDATIVES IN THE PAST 30 DAYS.....		987	1.79
	94 = DON'T KNOW.....		2	0.00
	97 = REFUSED		6	0.01
	98 = BLANK (NO ANSWER).....		156	0.28

SEDINET¹	Len: 2	I BOUGHT THE SEDATIVES ON THE INTERNET	Freq	Pct
	6 = Response not entered.....		52	0.09
	81 = NEVER USED SEDATIVES Logically assigned		27	0.05
	91 = NEVER USED SEDATIVES.....		54041	97.77
	93 = DID NOT USE SEDATIVES IN THE PAST 30 DAYS.....		987	1.79
	94 = DON'T KNOW.....		2	0.00
	97 = REFUSED		6	0.01
	98 = BLANK (NO ANSWER).....		156	0.28

SEDOTHWY¹	Len: 2	I GOT THE SEDATIVES IN SOME OTHER WAY	Freq	Pct
	1 = Response entered		1	0.00
	6 = Response not entered.....		51	0.09
	81 = NEVER USED SEDATIVES Logically assigned		27	0.05
	91 = NEVER USED SEDATIVES.....		54041	97.77
	93 = DID NOT USE SEDATIVES IN THE PAST 30 DAYS.....		987	1.79
	94 = DON'T KNOW.....		2	0.00
	97 = REFUSED		6	0.01
	98 = BLANK (NO ANSWER).....		156	0.28

SEDOTHS2¹	Len: 2	OTHER WAY RESP GOT SEDATIVE USED IN PST 30 DAYS	Freq	Pct
	10 = Got it in some other way		1	0.00
	81 = NEVER USED SEDATIVES Logically assigned		27	0.05
	91 = NEVER USED SEDATIVES.....		54041	97.77
	93 = DID NOT USE SEDATIVES IN THE PAST 30 DAYS.....		987	1.79
	97 = REFUSED		6	0.01
	98 = BLANK (NO ANSWER).....		158	0.29
	99 = LEGITIMATE SKIP (Used only methamphetamine)		51	0.09

PRIOR SUBSTANCE USE

You reported that you got the prescription sedatives you used in the past 30 days from a friend or relative for free. How did your friend or relative get the prescription sedatives that you used?

Please enter all of the ways that your friend or relative got the prescription sedatives you used in the past 30 days.

SEDFF1DR¹	Len: 2	FRIEND/RELATIVE GOT RX FOR SEDATIVES FROM 1 DR	Freq	Pct
	1 =	Response entered	17	0.03
	6 =	Response not entered.....	7	0.01
	81 =	NEVER USED SEDATIVES Logically assigned	27	0.05
	91 =	NEVER USED SEDATIVES.....	54041	97.77
	93 =	DID NOT USE SEDATIVES IN THE PAST 30 DAYS.....	987	1.79
	94 =	DON'T KNOW.....	2	0.00
	97 =	REFUSED	1	0.00
	98 =	BLANK (NO ANSWER).....	164	0.30
	99 =	LEGITIMATE SKIP	25	0.05

SEDFFDRS¹	Len: 2	FRIEND/RELATIVE GOT RX FOR SEDATIVES FROM >1 DR	Freq	Pct
	1 =	Response entered	1	0.00
	6 =	Response not entered.....	23	0.04
	81 =	NEVER USED SEDATIVES Logically assigned	27	0.05
	91 =	NEVER USED SEDATIVES.....	54041	97.77
	93 =	DID NOT USE SEDATIVES IN THE PAST 30 DAYS.....	987	1.79
	94 =	DON'T KNOW.....	2	0.00
	97 =	REFUSED	1	0.00
	98 =	BLANK (NO ANSWER).....	164	0.30
	99 =	LEGITIMATE SKIP	25	0.05

SEDFFAKE¹	Len: 2	FRIEND/RELATIVE WROTE FAKE RX FOR SEDATIVES	Freq	Pct
	6 =	Response not entered.....	24	0.04
	81 =	NEVER USED SEDATIVES Logically assigned	27	0.05
	91 =	NEVER USED SEDATIVES.....	54041	97.77
	93 =	DID NOT USE SEDATIVES IN THE PAST 30 DAYS.....	987	1.79
	94 =	DON'T KNOW.....	2	0.00
	97 =	REFUSED	1	0.00
	98 =	BLANK (NO ANSWER).....	164	0.30
	99 =	LEGITIMATE SKIP	25	0.05

SEDFFSTL¹	Len: 2	FRND/RELAT STOLE SEDATVS FRM DR/CLIN/HOSP/PHARM	Freq	Pct
	6 =	Response not entered.....	24	0.04
	81 =	NEVER USED SEDATIVES Logically assigned	27	0.05
	91 =	NEVER USED SEDATIVES.....	54041	97.77
	93 =	DID NOT USE SEDATIVES IN THE PAST 30 DAYS.....	987	1.79
	94 =	DON'T KNOW.....	2	0.00
	97 =	REFUSED	1	0.00
	98 =	BLANK (NO ANSWER).....	164	0.30
	99 =	LEGITIMATE SKIP	25	0.05

SEDFFREE¹	Len: 2	FRND/RELAT GOT SEDATIVES FRM FRND/RELAT FOR FREE	Freq	Pct
	1 =	Response entered	5	0.01
	6 =	Response not entered.....	19	0.03
	81 =	NEVER USED SEDATIVES Logically assigned	27	0.05
	91 =	NEVER USED SEDATIVES.....	54041	97.77
	93 =	DID NOT USE SEDATIVES IN THE PAST 30 DAYS.....	987	1.79
	94 =	DON'T KNOW.....	2	0.00
	97 =	REFUSED	1	0.00
	98 =	BLANK (NO ANSWER).....	164	0.30
	99 =	LEGITIMATE SKIP	25	0.05

PRIOR SUBSTANCE USE

SEDFFBOT¹	Len: 2	FRIEND/RELATIVE BOUGHT SEDATIVES FROM FRND/RELAT	Freq	Pct
	6 =	Response not entered.....	24	0.04
	81 =	NEVER USED SEDATIVES Logically assigned	27	0.05
	91 =	NEVER USED SEDATIVES.....	54041	97.77
	93 =	DID NOT USE SEDATIVES IN THE PAST 30 DAYS.....	987	1.79
	94 =	DON'T KNOW.....	2	0.00
	97 =	REFUSED	1	0.00
	98 =	BLANK (NO ANSWER).....	164	0.30
	99 =	LEGITIMATE SKIP	25	0.05

SEDFFTAK¹	Len: 2	FRND/RELAT TOOK SEDATIVES FRM FRND/REL WO ASKING	Freq	Pct
	6 =	Response not entered.....	24	0.04
	81 =	NEVER USED SEDATIVES Logically assigned	27	0.05
	91 =	NEVER USED SEDATIVES.....	54041	97.77
	93 =	DID NOT USE SEDATIVES IN THE PAST 30 DAYS.....	987	1.79
	94 =	DON'T KNOW.....	2	0.00
	97 =	REFUSED	1	0.00
	98 =	BLANK (NO ANSWER).....	164	0.30
	99 =	LEGITIMATE SKIP	25	0.05

SEDFFDLR¹	Len: 2	FRND/RELAT BOUGHT SEDTVS FR DRUG DEALER/STRANGER	Freq	Pct
	6 =	Response not entered.....	24	0.04
	81 =	NEVER USED SEDATIVES Logically assigned	27	0.05
	91 =	NEVER USED SEDATIVES.....	54041	97.77
	93 =	DID NOT USE SEDATIVES IN THE PAST 30 DAYS.....	987	1.79
	94 =	DON'T KNOW.....	2	0.00
	97 =	REFUSED	1	0.00
	98 =	BLANK (NO ANSWER).....	164	0.30
	99 =	LEGITIMATE SKIP	25	0.05

SEDFFNET¹	Len: 2	FRIEND/RELATIVE BOUGHT SEDATIVES ON THE INTERNET	Freq	Pct
	6 =	Response not entered.....	24	0.04
	81 =	NEVER USED SEDATIVES Logically assigned	27	0.05
	91 =	NEVER USED SEDATIVES.....	54041	97.77
	93 =	DID NOT USE SEDATIVES IN THE PAST 30 DAYS.....	987	1.79
	94 =	DON'T KNOW.....	2	0.00
	97 =	REFUSED	1	0.00
	98 =	BLANK (NO ANSWER).....	164	0.30
	99 =	LEGITIMATE SKIP	25	0.05

SEDFFOTH¹	Len: 2	FRIEND/RELATIVE GOT SEDATIVES SOME OTHER WAY	Freq	Pct
	1 =	Response entered	1	0.00
	6 =	Response not entered.....	23	0.04
	81 =	NEVER USED SEDATIVES Logically assigned	27	0.05
	91 =	NEVER USED SEDATIVES.....	54041	97.77
	93 =	DID NOT USE SEDATIVES IN THE PAST 30 DAYS.....	987	1.79
	94 =	DON'T KNOW.....	2	0.00
	97 =	REFUSED	1	0.00
	98 =	BLANK (NO ANSWER).....	164	0.30
	99 =	LEGITIMATE SKIP	25	0.05

SEDFFOSP¹	Len: 2	OTHER WAY FRND/RELAT GOT SEDATIVES	Freq	Pct
	15 =	Dr office, clinic, hospital, pharmacy; how unspcfd	1	0.00
	81 =	NEVER USED SEDATIVES Logically assigned	27	0.05
	91 =	NEVER USED SEDATIVES.....	54041	97.77
	93 =	DID NOT USE SEDATIVES IN THE PAST 30 DAYS.....	987	1.79
	98 =	BLANK (NO ANSWER).....	167	0.30
	99 =	LEGITIMATE SKIP	48	0.09

PRIOR SUBSTANCE USE

Earlier, the computer recorded that, during the past 12 months, you used prescription sedatives that were not prescribed for you or that you took only for the experience or feeling they caused.

Now think about the last time you used a prescription sedative that was not prescribed for you or that you took only for the experience or feeling it caused. How did you get this prescription sedative?

SEDGTLA2 ¹	Len: 2	HOW GOT PRSCRIP SEDATIVE PAST 12 MOS/LAST TIME	Freq	Pct
		1 = I got a prescription from just one doctor	20	0.04
		5 = I got it from a friend or relative for free	64	0.12
		6 = I bought it from a friend or relative.....	9	0.02
		7 = I took it from friend/relative without asking.....	5	0.01
		8 = I bought it from a drug dealer or other stranger	5	0.01
		10 = I got it in some other way	7	0.01
		15 = I got it from friend/relative for free LOG ASSN.....	1	0.00
		18 = I bought it from drug dealer/oth stranger LOG ASSN	1	0.00
		81 = NEVER USED SEDATIVES Logically assigned	27	0.05
		91 = NEVER USED SEDATIVES.....	54041	97.77
		93 = DID NOT USE SEDATIVES IN THE PAST 12 MOS	872	1.58
		94 = DON'T KNOW.....	6	0.01
		97 = REFUSED	9	0.02
		98 = BLANK (NO ANSWER).....	156	0.28
		99 = LEGITIMATE SKIP	48	0.09

SEDGTOS2 ¹	Len: 2	OTHER WAY RESP GOT SEDATIVE USED THE LAST TIME	Freq	Pct
		5 = Got it from a friend or relative for free.....	1	0.00
		8 = Bought it from a drug dealer or other stranger.....	1	0.00
		10 = Got it in some other way	3	0.01
		81 = NEVER USED SEDATIVES Logically assigned	27	0.05
		91 = NEVER USED SEDATIVES.....	54041	97.77
		93 = DID NOT USE SEDATIVES IN THE PAST 12 MOS	872	1.58
		97 = REFUSED	10	0.02
		98 = BLANK (NO ANSWER).....	162	0.29
		99 = LEGITIMATE SKIP (Used only methamphetamine)	154	0.28

You reported that you got the prescription sedative you last used from a friend or relative for free. How did your friend or relative get the last prescription sedative that you used?

SEDFFLAS ¹	Len: 2	HOW FRND/RELAT GOT SEDATIVES THE LAST TIME	Freq	Pct
		1 = He/she got a prescription from just one doctor	41	0.07
		2 = He/she got prescriptions from more than one doctor	4	0.01
		4 = He/she stole it from dr's ofc/clinic/hosp/pharmacy	2	0.00
		5 = He/she got it from a friend or relative for free	4	0.01
		6 = He/she bought it from a friend or relative.....	3	0.01
		7 = He/she took it from friend/relative without asking	3	0.01
		8 = He/she bought it from a drug dealer/other stranger	2	0.00
		10 = He/she got it in some other way	1	0.00
		81 = NEVER USED SEDATIVES Logically assigned	27	0.05
		91 = NEVER USED SEDATIVES.....	54041	97.77
		93 = DID NOT USE SEDATIVES IN THE PAST 12 MOS	872	1.58
		94 = DON'T KNOW.....	4	0.01
		98 = BLANK (NO ANSWER).....	172	0.31
		99 = LEGITIMATE SKIP	95	0.17

SEDFFLSP ¹	Len: 2	OTHER WAY FRND/RELAT GOT SEDATIVE	Freq	Pct
		21 = He/she found it; otherwise unspecified.....	1	0.00
		81 = NEVER USED SEDATIVES Logically assigned	27	0.05
		91 = NEVER USED SEDATIVES.....	54041	97.77
		93 = DID NOT USE SEDATIVES IN THE PAST 12 MOS	872	1.58
		98 = BLANK (NO ANSWER).....	176	0.32
		99 = LEGITIMATE SKIP	154	0.28

PRIOR SUBSTANCE USE

NOTE: Respondents were assigned legitimate skip codes of 99 or 89 in CIGYRBFR if they reported in the core TOBACCO module that they last smoked a cigarette more than 3 years ago. Logically, these respondents would not have smoked a cigarette in the past 12 to 24 months. In addition, CIGYRBFR was not edited with respect to CIGAGLST or CIGDLLST. Therefore, inconsistencies could exist between CIGYRBFR and these other variables.

Earlier questions were about the past 12 months. This question is about the year before that, that is, from [DATEFILL - 12 MONTHS] to [DATEFILL]. During that year, beginning [DATEFILL - 12 MONTHS] and ending [DATEFILL], did you smoke part or all of a cigarette, even once?

CIGYRBFR¹	Len: 2	SMOKE ALL OR PART OF CIGARETTE IN YR BEFORE LAST	Freq	Pct
		1 = Yes	13204	23.89
		2 = No.....	3729	6.75
		91 = NEVER USED CIGARETTES	26059	47.15
		94 = DON'T KNOW.....	139	0.25
		97 = REFUSED	81	0.15
		98 = BLANK (NO ANSWER).....	123	0.22
		99 = LEGITIMATE SKIP	11936	21.60

NOTE: The variables ALCYRBFR and ALCAGLST were not edited with respect to one another. Therefore, inconsistencies could exist between these two variables.

Earlier questions were about the past 12 months. This question is about the year before that, that is, from [DATEFILL - 12 MONTHS] to [DATEFILL]. During that year, beginning [DATEFILL - 12 MONTHS] and ending [DATEFILL], did you have a drink of any type of alcoholic beverage, even once?

ALCYRBFR¹	Len: 2	HAVE ALCOHOLIC BEVERAGE IN YEAR BEFORE LAST	Freq	Pct
		1 = Yes	31350	56.72
		2 = No.....	9008	16.30
		85 = BAD DATA Logically assigned	2	0.00
		91 = NEVER USED ALCOHOL.....	14571	26.36
		94 = DON'T KNOW.....	208	0.38
		97 = REFUSED	117	0.21
		98 = BLANK (NO ANSWER).....	15	0.03

NOTE: The variables COCYRBFR and COCAGLST were not edited with respect to one another. Therefore, inconsistencies could exist between these two variables.

Earlier questions were about the past 12 months. This question is about the year before that, that is, from [DATEFILL - 12 MONTHS] to [DATEFILL]. During that year, beginning [DATEFILL - 12 MONTHS] and ending [DATEFILL], did you use any form of cocaine, even once?

COCYRBFR¹	Len: 2	HAVE ANY FORM OF COCAINE IN YEAR BEFORE LAST	Freq	Pct
		1 = Yes	1157	2.09
		2 = No.....	5429	9.82
		85 = BAD DATA Logically assigned	1	0.00
		91 = NEVER USED COCAINE	48618	87.96
		94 = DON'T KNOW.....	24	0.04
		97 = REFUSED	31	0.06
		98 = BLANK (NO ANSWER).....	11	0.02

RECODED PRIOR SUBSTANCE USE

RECODED PRIOR SUBSTANCE USE

NOTE: The variables in this section are recoded variables that were created from one or more of the variables from the following two sections: Recoded Drug Use and Prior Substance Use.

NOTE: Certain source variables that were used to create recoded variables have valid values that might not have been reported or assigned for the current survey year. However, these values have been included in the general specifications in the codebook on how the recoded variables were created. See additional details about this issue in the Organization of the Data File section of this codebook introduction.

MJPRIOR	Len: 1	MARIJUANA USE 12-23 MONTHS PRIOR TO INTERVIEW	Freq	Pct
		0 = No (Otherwise).....	46447	84.04
		1 = Used 12-23 Months Ago (MRJYRBFR=1).....	8824	15.96

MJPRIYR	Len: 1	MRJ USE 12-23 MONTHS PRIOR & PST YR MRJ USE	Freq	Pct
		0 = No (Otherwise).....	48338	87.46
		1 = Used in Prior Yr & Past Yr (MRJYR=1 & MJPRIOR=1).....	6933	12.54

MJPRNOYR	Len: 1	MRJ USE 12-23 MONTHS PRIOR & NO PST YR MRJ USE	Freq	Pct
		0 = No (Otherwise).....	53380	96.58
		1 = Used in Pr Yr NOT Pst Yr (MRJYR=0 and MJPRIOR=1).....	1891	3.42

RECODED PRIOR SUBSTANCE USE

NOTE: The following five variables pertain to the source of a respondent's most recent nonmedical use of prescription pain relievers (ANLLTS2), prescription tranquilizers (TRNLTS2), prescription stimulants (STMLTS2), prescription sedatives (SEDLS2), and methamphetamine (MTHLTSC4) within the past year.

For each variable, excluding MTHLTSC4, there are 11 mutually exclusive categories; 10 categories for specific sources and one category for those respondents who did not indicate using the drug in the past year. Since methamphetamine is not available by prescription, the first four categories are not applicable thus there are only seven mutually exclusive categories for MTHLTSC4; six sources and one category for non past year users. The categories for the specific sources take into account responses from past month users who indicated a single source during the past 30 days, past month users who indicated their most recent source after selecting multiple sources during the past 30 days, and past year users who indicated their most recent source of drug use.

Questions related to source of stimulant use pertain only to prescription stimulants and are not asked of respondents who were users of only methamphetamine, thus those respondents who indicated non-prescription stimulant use only (STMGTLA2=99) were classified as having "No Past Year Rx Use" (STMLTS2=11).

Based on the following conditions, a respondent was classified in one of the following 12 categories (including SAS missing) for the source of most recent prescription drug use in the past year for the variables, ANLLTS2, TRNLTS2, STMLTS2, and SEDLS2:

1. Got From One Doctor (XXXGTLA2=1, 11 or only XXXRX1DR=1, 3, 5)
2. Got From More Than One Doctor (XXXGTLA2=2, 12 or only XXXRXDRS=1, 3, 5)
3. Wrote Fake Prescription (XXXGTLA2=3, 13 or only XXXRXFAK=1, 3, 5)
4. Stole from Dr Office, Clinic, Hospital, or Pharmacy (XXXGTLA2=4, 14 or only XXXSTOLE=1, 3, 5)
5. Got From Friend or Relative for Free (XXXGTLA2=5, 15 or only XXXFRFRE=1, 3, 5)
6. Bought from Friend or Relative (XXXGTLA2=6, 16 or only XXXFRBUY=1, 3, 5)
7. Took from Friend or Relative without Asking (XXXGTLA2=7, 17 or only XXXFRTKE=1, 3, 5)
8. Bought from Drug Dealer or Other Stranger (XXXGTLA2=8, 18 or only XXXDEALR=1, 3, 5)
9. Bought on the Internet (XXXGTLA2=9, 19 or only XXXINET=1, 3, 5)
10. Got Some Other Way ((XXXGTLA2=10 and XXXGTOS2=11-36, 39, 71) or (only XXXOTHWY=1, 3, 5 and XXXOTHS2=10, 11-36, 39, 71))
11. No Past Year Use (XXXGTLA2=81, 89, 91, 93, 99)

(SAS Missing) Unknown/Invalid Source (XXXGTLA2=85, 94, 97, 98 or [XXXGTLA2=10 and XXXGTOS2=70, 72-75, 85, 94, 97, 98] or [XXXGTLA2=99 and only XXXOTHWY=1 and XXXOTHS2=70, 72-75, 85, 94, 97, 98])

ANLLTS2	Len: 2	SOURCE OF PAIN RELIEVERS FOR LAST NONMED USE	Freq	Pct
.		= Unknown/Invalid Source	597	1.08
1		= Got From One Doctor	491	0.89
2		= Got From More Than One Doctor	61	0.11
3		= Wrote Fake Prescription.....	5	0.01
4		= Stole from Dr Office, Clinic, Hospital, or Pharmacy	6	0.01
5		= Got From Friend or Relative for Free	1176	2.13
6		= Bought from Friend or Relative	279	0.50
7		= Took from Friend or Relative without Asking	131	0.24
8		= Bought from Drug Dealer or Other Stranger	135	0.24
10		= Got Some Other Way.....	119	0.22
11		= No Past Year Use	52271	94.57

TRNLTS2	Len: 2	SOURCE OF TRANQUILIZERS FOR LAST NONMED USE	Freq	Pct
.		= Unknown/Invalid Source	275	0.50
1		= Got From One Doctor	126	0.23
2		= Got From More Than One Doctor	14	0.03
3		= Wrote Fake Prescription.....	3	0.01
4		= Stole from Dr Office, Clinic, Hospital, or Pharmacy	3	0.01
5		= Got From Friend or Relative for Free	699	1.26
6		= Bought from Friend or Relative	176	0.32
7		= Took from Friend or Relative without Asking	67	0.12
8		= Bought from Drug Dealer or Other Stranger	76	0.14
10		= Got Some Other Way.....	48	0.09
11		= No Past Year Use	53784	97.31

RECODED PRIOR SUBSTANCE USE

STMLTS2	Len: 2	SOURCE OF RX STIMULANTS FOR LAST NONMED USE	Freq	Pct
.		= Unknown/Invalid Source	235	0.43
1		= Got From One Doctor	89	0.16
2		= Got From More Than One Doctor	5	0.01
3		= Wrote Fake Prescription.....	4	0.01
4		= Stole from Dr Office, Clinic, Hospital, or Pharmacy	3	0.01
5		= Got From Friend or Relative for Free	375	0.68
6		= Bought from Friend or Relative	184	0.33
7		= Took from Friend or Relative without Asking	36	0.07
8		= Bought from Drug Dealer or Other Stranger	42	0.08
9		= Bought on the Internet	6	0.01
10		= Got Some Other Way.....	22	0.04
11		= No Past Year Use	54270	98.19

SEDLTS2	Len: 2	SOURCE OF SEDATIVES FOR LAST NONMED USE	Freq	Pct
.		= Unknown/Invalid Source	172	0.31
1		= Got From One Doctor	31	0.06
2		= Got From More Than One Doctor	5	0.01
5		= Got From Friend or Relative for Free	88	0.16
6		= Bought from Friend or Relative	14	0.03
7		= Took from Friend or Relative without Asking	7	0.01
8		= Bought from Drug Dealer or Other Stranger	9	0.02
10		= Got Some Other Way.....	5	0.01
11		= No Past Year Use	54940	99.40

The variable for the source of most recent methamphetamine use in the past year, MTHLTSC4, was defined by including respondents routed from the core Stimulants module as well as respondents routed from the noncore Special Drugs module who reported they did not think of methamphetamine as a prescription drug when asked about use in the core Stimulants module.

As indicated below, the imputed core-plus-noncore past year methamphetamine use variable (CPNMTHYR) was used in conjunction with the edited source variables to determine a respondent's source for most recently used methamphetamine based on past year use as defined from both the core Stimulants module and legitimate responses from the noncore Special Drugs module, as previously stated. The categories were defined as follows:

5. From Friend or Relative for Free (Valid Past Year Use [CPNMTHYR=1] and MTHGTLA2=5, 15 or only MTHFRFRE=1, 3, 5)
6. Bought from Friend or Relative (Valid Past Year Use [CPNMTHYR=1] and MTHGTLA2=6, 16 or only MTHFRBUY=1, 3, 5)
7. Took from Friend or Relative without Asking (Valid Past Year Use [CPNMTHYR=1] and MTHGTLA2=7, 17 or only MTHFRTKE=1, 3, 5)
8. Bought from Drug Dealer or Other Stranger (Valid Past Year Use [CPNMTHYR=1] and MTHGTLA2=8, 18 or only MTHDEALR=1, 3, 5)
9. Bought on the Internet (Valid Past Year Use [CPNMTHYR=1] and MTHGTLA2=9, 19 or only MTHINET=1, 3, 5)
10. Some Other Way (Valid Past Year Use [CPNMTHYR=1] and [MTHGTLA2=10 and MTHGTOS2=10, 11-38, 71 or only MTHOTHWY=1, 3, 5 and MTHOTHS2=10, 11-38, 71])
11. No Lifetime or Past Year Use (CPNMTHYR=0)

(SAS Missing) Unknown/Invalid Source {Valid Past Year Use [CPNMTHYR=1] and ([MTHGTLA2=85, 93, 94, 97, 98] or [MTHGTLA2=10 and MTHGTOS2=70, 72, 73, 74, 75, 85, 94, 97, 98] or [MTHGTLA2=99 and only MTHOTHWY=1 and MTHOTHS2=70, 72, 73, 74, 85, 94, 97, 98])}

Please see Appendix B.4.8 of the Results from the 2008 NSDUH: National Findings for more information.

MTHLTSC4	Len: 2	SOURCE OF METHAMPHETAMINE FOR LAST NONMED USE	Freq	Pct
.		= Unknown/Invalid Source	52	0.09
5		= Got From Friend or Relative for Free	135	0.24
6		= Bought from Friend or Relative	58	0.10
7		= Took from Friend or Relative without Asking	12	0.02
8		= Bought from Drug Dealer or Other Stranger	77	0.14
9		= Bought on the Internet	3	0.01
10		= Got Some Other Way.....	13	0.02
11		= No Past Year Use	54921	99.37

RECODED PRIOR SUBSTANCE USE

NOTE: The following 46 variables were created to capture all a respondent's reported sources of past month prescription drug and methamphetamine (MTH) use. The prescription drugs include pain relievers (ANL), tranquilizers (TRN), stimulants (STM), and sedatives (SED).

NOTE: For the following 40 variables, to produce estimates among adults with past month prescription drug use, the analysis will need to be restricted by the specific past month prescription drug use variable (XXXMON=1).

ANLRX1D2	Len: 1	GOT ONE+ RX FOR ANL FROM JUST ONE DOCTOR - PST MON	Freq	Pct
	.	= Unknown Source (Otherwise)	493	0.89
	1	= Yes (ANLRX1DR=1,3,5)	260	0.47
	2	= No (ANLRX1DR=6)	689	1.25
	3	= Never/No Pst Mon Use (ANLRX1DR=81,89,91,93,99)	53829	97.39

ANLRXDS2	Len: 1	GOT RX FOR ANL FROM 2 OR MORE DOCTORS - PST MON	Freq	Pct
	.	= Unknown Source (Otherwise)	493	0.89
	1	= Yes (ANLRXDRS=1,3,5)	49	0.09
	2	= No (ANLRXDRS=6)	900	1.63
	3	= Never/No Pst Mon Use (ANLRXDRS=81,89,91,93,99)	53829	97.39

ANLRXFK2	Len: 1	WROTE FAKE PRESCRIPTION FOR ANL - PST MON	Freq	Pct
	.	= Unknown Source (Otherwise)	493	0.89
	1	= Yes (ANLRXFAK=1,3,5)	5	0.01
	2	= No (ANLRXFAK=6)	944	1.71
	3	= Never/No Pst Mon Use (ANLRXFAK=81,89,91,93,99)	53829	97.39

ANLSTOL2	Len: 1	STOLE ANL FROM DR'S OFF/CLIN/HOSP/PHARM - PST MON	Freq	Pct
	.	= Unknown Source (Otherwise)	493	0.89
	1	= Yes (ANLSTOLE=1,3,5)	5	0.01
	2	= No (ANLSTOLE=6)	944	1.71
	3	= Never/No Pst Mon Use (ANLSTOLE=81,89,91,93,99)	53829	97.39

ANLFRFE2	Len: 1	GOT ANL FROM A FRIEND/RELATIVE FOR FREE - PST MON	Freq	Pct
	.	= Unknown Source (Otherwise)	490	0.89
	1	= Yes (ANLFRFRE=1,3,5)	490	0.89
	2	= No (ANLFRFRE=6)	462	0.84
	3	= Never/No Pst Mon Use (ANLFRFRE=81,89,91,93,99)	53829	97.39

ANLFRBY2	Len: 1	BOUGHT ANL FROM A FRIEND OR RELATIVE - PST MON	Freq	Pct
	.	= Unknown Source (Otherwise)	493	0.89
	1	= Yes (ANLFRBUY=1,3,5)	209	0.38
	2	= No (ANLFRBUY=6)	740	1.34
	3	= Never/No Pst Mon Use (ANLFRBUY=81,89,91,93,99)	53829	97.39

ANLFRTK2	Len: 1	TOOK ANL FROM FRND/RELATIVE WITHOUT ASK - PST MON	Freq	Pct
	.	= Unknown Source (Otherwise)	493	0.89
	1	= Yes (ANLFRTK=1,3,5)	90	0.16
	2	= No (ANLFRTK=6)	859	1.55
	3	= Never/No Pst Mon Use (ANLFRTK=81,89,91,93,99)	53829	97.39

ANLDEAL2	Len: 1	BOUGHT ANL FROM DRUG DEALR/OTH STRANGER - PST MON	Freq	Pct
	.	= Unknown Source (Otherwise)	493	0.89
	1	= Yes (ANLDEALR=1,3,5)	138	0.25
	2	= No (ANLDEALR=6)	811	1.47
	3	= Never/No Pst Mon Use (ANLDEALR=81,89,91,93,99)	53829	97.39

RECODED PRIOR SUBSTANCE USE

ANLINET2	Len: 1	BOUGHT ANL ON THE INTERNET - PST MON	Freq	Pct
	.	= Unknown Source (Otherwise)	493	0.89
	1	= Yes (ANLINET=1,3,5)	3	0.01
	2	= No (ANLINET=6)	946	1.71
	3	= Never/No Pst Mon Use (ANLINET=81,89,91,93,99)	53829	97.39

The following variable, ANLOTHW2, was recoded to SAS missing if either of these situations occurred: (1) a respondent indicated that during the past 30 days they got prescription pain relievers in "some other way" (ANLOTHWY=1, 3, 5) and their write-in response was classified as an invalid or unknown source (ANLOTHS2=70, 72-75, 85, 94, 97, 98) or (2) a response to getting the prescription pain relievers "some other way" was unknown (ANLOTHWY=85, 94, 97, 98).

ANLOTHW2	Len: 1	GOT ANL IN SOME OTHER WAY - PST MON	Freq	Pct
	.	= Unknown/Invalid Source (See comment above)	512	0.93
	1	= Yes (ANLOTHWY=1,3,5 and ANLOTHS2=10,11-39,71)	64	0.12
	2	= No (ANLOTHWY=6 or [ANLOTHWY=1,3,5 & ANLOTHS2=1-9])	866	1.57
	3	= Never/No Pst Mon Use (ANLOTHWY=81,89,91,93,99)	53829	97.39

TRNRX1D2	Len: 1	GOT ONE+ RX FOR TRN FROM JUST ONE DOCTOR - PST MON	Freq	Pct
	.	= Unknown Source (Otherwise)	229	0.41
	1	= Yes (TRNRX1DR=1,3,5)	62	0.11
	2	= No (TRNRX1DR=6)	353	0.64
	3	= Never/No Pst Mon Use (TRNRX1DR=81,89,91,93,99)	54627	98.83

TRNRXDS2	Len: 1	GOT RX FOR TRN FROM 2 OR MORE DOCTORS - PST MON	Freq	Pct
	.	= Unknown Source (Otherwise)	229	0.41
	1	= Yes (TRNRXDRS=1,3,5)	9	0.02
	2	= No (TRNRXDRS=6)	406	0.73
	3	= Never/No Pst Mon Use (TRNRXDRS=81,89,91,93,99)	54627	98.83

TRNRXFK2	Len: 1	WROTE FAKE PRESCRIPTION FOR TRN - PST MON	Freq	Pct
	.	= Unknown Source (Otherwise)	229	0.41
	1	= Yes (TRNRXFAK=1,3,5)	2	0.00
	2	= No (TRNRXFAK=6)	413	0.75
	3	= Never/No Pst Mon Use (TRNRXFAK=81,89,91,93,99)	54627	98.83

TRNSTOL2	Len: 1	STOLE TRN FROM DR'S OFF/CLIN/HOSP/PHARM - PST MON	Freq	Pct
	.	= Unknown Source (Otherwise)	229	0.41
	1	= Yes (TRNSTOLE=1,3,5)	1	0.00
	2	= No (TRNSTOLE=6)	414	0.75
	3	= Never/No Pst Mon Use (TRNSTOLE=81,89,91,93,99)	54627	98.83

TRNFRFE2	Len: 1	GOT TRN FROM A FRIEND/RELATIVE FOR FREE - PST MON	Freq	Pct
	.	= Unknown Source (Otherwise)	229	0.41
	1	= Yes (TRNFRFRE=1,3,5)	230	0.42
	2	= No (TRNFRFRE=6)	185	0.33
	3	= Never/No Pst Mon Use (TRNFRFRE=81,89,91,93,99)	54627	98.83

TRNFRBY2	Len: 1	BOUGHT TRN FROM A FRIEND OR RELATIVE - PST MON	Freq	Pct
	.	= Unknown Source (Otherwise)	229	0.41
	1	= Yes (TRNFRBUY=1,3,5)	83	0.15
	2	= No (TRNFRBUY=6)	332	0.60
	3	= Never/No Pst Mon Use (TRNFRBUY=81,89,91,93,99)	54627	98.83

RECODED PRIOR SUBSTANCE USE

TRNFRTK2	Len: 1	TOOK TRN FROM FRND/RELATIVE WITHOUT ASK - PST MON	Freq	Pct
	.	= Unknown Source (Otherwise)	229	0.41
	1	= Yes (TRNFRTKE=1,3,5)	28	0.05
	2	= No (TRNFRTKE=6)	387	0.70
	3	= Never/No Pst Mon Use (TRNFRTKE=81,89,91,93,99)	54627	98.83

TRNDEAL2	Len: 1	BOUGHT TRN FROM DRUG DEALR/OTH STRANGER - PST MON	Freq	Pct
	.	= Unknown Source (Otherwise)	229	0.41
	1	= Yes (TRNDEALR=1,3,5)	49	0.09
	2	= No (TRNDEALR=6)	366	0.66
	3	= Never/No Pst Mon Use (TRNDEALR=81,89,91,93,99)	54627	98.83

TRNINET2	Len: 1	BOUGHT TRANQUILIZERS ON THE INTERNET - PST MON	Freq	Pct
	.	= Unknown Source (Otherwise)	229	0.41
	1	= Yes (TRNINET=1,3,5)	2	0.00
	2	= No (TRNINET=6)	413	0.75
	3	= Never/No Pst Mon Use (TRNINET=81,89,91,93,99)	54627	98.83

The following variable, TRNOTHW2, was recoded to SAS missing if either of these situations occurred: (1) a respondent indicated that during the past 30 days they got prescription tranquilizers in "some other way" (TRNOTHWY=1, 3, 5) and their write-in response was classified as an invalid or unknown source (TRNOTHS2=70, 72-75, 85, 94, 97, 98) or (2) a response to getting the prescription tranquilizers "some other way" was unknown (TRNOTHWY=85, 94, 97, 98).

TRNOTHW2	Len: 1	GOT TRN IN SOME OTHER WAY - PST MON	Freq	Pct
	.	= Unknown Source (See comment above)	232	0.42
	1	= Yes (TRNOTHWY=1,3,5 and TRNOTHS2=10,11-39,71)	15	0.03
	2	= No (TRNOTHWY=6 or [TRNOTHWY=1,3,5 & TRNOTHS2=1-9])	397	0.72
	3	= Never/No Pst Mon Use (TRNOTHWY=81,89,91,93,99)	54627	98.83

STMRX1D2	Len: 1	GOT ONE+ RX FOR STM FROM JUST ONE DOCTOR - PST MON	Freq	Pct
	.	= Unknown Source (Otherwise)	211	0.38
	1	= Yes (STMRX1DR=1,3,5)	52	0.09
	2	= No (STMRX1DR=6)	241	0.44
	3	= Never/No Pst Mon/Only MTH(STMRX1DR=81,89,91,93,99)	54767	99.09

STMRXDS2	Len: 1	GOT RX FOR STM FROM 2 OR MORE DOCTORS - PST MON	Freq	Pct
	.	= Unknown Source (Otherwise)	213	0.39
	1	= Yes (STMRXDRS=1,3,5)	4	0.01
	2	= No (STMRXDRS=6)	287	0.52
	3	= Never/No Pst Mon/Only MTH(STMRXDRS=81,89,91,93,99)	54767	99.09

STMRXFK2	Len: 1	WROTE FAKE PRESCRIPTION FOR STM - PST MON	Freq	Pct
	.	= Unknown Source (Otherwise)	213	0.39
	2	= No (STMRXFAK=6)	291	0.53
	3	= Never/No Pst Mon/Only MTH(STMRXFAK=81,89,91,93,99)	54767	99.09

STMSTOL2	Len: 1	STOLE STM FROM DR'S OFF/CLIN/HOSP/PHARM - PST MON	Freq	Pct
	.	= Unknown Source (Otherwise)	213	0.39
	1	= Yes (STMSTOLE=1,3,5)	2	0.00
	2	= No (STMSTOLE=6)	289	0.52
	3	= Never/No Pst Mon/Only MTH(STMSTOLE=81,89,91,93,99)	54767	99.09

RECODED PRIOR SUBSTANCE USE

STMFRFE2	Len: 1	GOT STM FROM A FRIEND/RELATIVE FOR FREE - PST MON	Freq	Pct
	.	= Unknown Source (Otherwise)	212	0.38
	1	= Yes (STMFRFRE=1,3,5)	144	0.26
	2	= No (STMFRFRE=6)	148	0.27
	3	= Never/No Pst Mon/Only MTH(STMFRFRE=81,89,91,93,99)	54767	99.09

STMFRBY2	Len: 1	BOUGHT STM FROM A FRIEND OR RELATIVE - PST MON	Freq	Pct
	.	= Unknown Source (Otherwise)	213	0.39
	1	= Yes (STMFRBUY=1,3,5)	91	0.16
	2	= No (STMFRBUY=6)	200	0.36
	3	= Never/No Pst Mon/Only MTH(STMFRBUY=81,89,91,93,99)	54767	99.09

STMFRTK2	Len: 1	TOOK STM FROM FRND/RELATIVE WITHOUT ASK - PST MON	Freq	Pct
	.	= Unknown Source (Otherwise)	213	0.39
	1	= Yes (STMFRTK=1,3,5)	16	0.03
	2	= No (STMFRTK=6)	275	0.50
	3	= Never/No Pst Mon/Only MTH(STMFRTK=81,89,91,93,99)	54767	99.09

STMDEAL2	Len: 1	BOUGHT STM FROM DRUG DEALR/OTH STRANGER - PST MON	Freq	Pct
	.	= Unknown Source (Otherwise)	212	0.38
	1	= Yes (STMDEALR=1,3,5)	30	0.05
	2	= No (STMDEALR=6)	262	0.47
	3	= Never/No Pst Mon/Only MTH(STMDEALR=81,89,91,93,99)	54767	99.09

STMINET2	Len: 1	BOUGHT STIMULANTS ON THE INTERNET - PST MON	Freq	Pct
	.	= Unknown Source (Otherwise)	213	0.39
	1	= Yes (STMINET=1,3,5)	5	0.01
	2	= No (STMINET=6)	286	0.52
	3	= Never/No Pst Mon/Only MTH(STMINET=81,89,91,93,99)	54767	99.09

The following variable, STMOTHW2, was recoded to SAS missing if either of these situations occurred: (1) a respondent indicated that during the past 30 days they got prescription stimulants in "some other way" (STMOTHWY=1, 3, 5) and their write-in response was classified as an invalid or unknown source (STMOTHS2=70, 72-75, 85, 94, 97, 98) or (2) a response to getting the prescription stimulants "some other way" was unknown (STMOTHWY=85, 94, 97, 98).

STMOTHW2	Len: 1	GOT STM IN SOME OTHER WAY - PST MON	Freq	Pct
	.	= Unknown/Invalid Source (See comment above)	222	0.40
	1	= Yes (STMOTHWY=1,3,5 and STMOTHS2=10,11-39,71)	11	0.02
	2	= No (STMOTHWY=6 or [STMOTHWY=1,3,5 & STMOTHS2=1-9])	271	0.49
	3	= Never/No Pst Mon/Only MTH(STMOTHWY=81,89,91,93,99)	54767	99.09

SEDRX1D2	Len: 1	GOT ONE+ RX FOR SED FROM JUST ONE DOCTOR - PST MON	Freq	Pct
	.	= Unknown Source (Otherwise)	164	0.30
	1	= Yes (SEDRX1DR=1,3,5)	11	0.02
	2	= No (SEDRX1DR=6)	41	0.07
	3	= Never/No Pst Mon Use (SEDRX1DR=81,89,91,93,99)	55055	99.61

SEDRXDS2	Len: 1	GOT RX FOR SED FROM 2 OR MORE DOCTORS - PST MON	Freq	Pct
	.	= Unknown Source (Otherwise)	164	0.30
	1	= Yes (SEDRXDRS=1,3,5)	3	0.01
	2	= No (SEDRXDRS=6)	49	0.09
	3	= Never/No Pst Mon Use (SEDRXDRS=81,89,91,93,99)	55055	99.61

RECODED PRIOR SUBSTANCE USE

SEDRXFK2	Len: 1	WROTE FAKE PRESCRIPTION FOR SED - PST MON	Freq	Pct
	.	= Unknown Source (Otherwise)	164	0.30
	2	= No (SEDRXFAK=6)	52	0.09
	3	= Never/No Pst Mon Use (SEDRXFAK=81,89,91,93,99).....	55055	99.61

SEDSTOL2	Len: 1	STOLE SED FROM DR'S OFF/CLIN/HOSP/PHARM - PST MON	Freq	Pct
	.	= Unknown Source (Otherwise)	164	0.30
	2	= No (SEDSTOLE=6)	52	0.09
	3	= Never/No Pst Mon Use (SEDSTOLE=81,89,91,93,99).....	55055	99.61

SEDFRFE2	Len: 1	GOT SED FROM A FRIEND/RELATIVE FOR FREE - PST MON	Freq	Pct
	.	= Unknown Source (Otherwise)	164	0.30
	1	= Yes (SEDFRFRE=1,3,5)	27	0.05
	2	= No (SEDFRFRE=6)	25	0.05
	3	= Never/No Pst Mon Use (SEDFRFRE=81,89,91,93,99).....	55055	99.61

SEDFRBY2	Len: 1	BOUGHT SED FROM A FRIEND OR RELATIVE - PST MON	Freq	Pct
	.	= Unknown Source (Otherwise)	164	0.30
	1	= Yes (SEDFRBUY=1,3,5)	8	0.01
	2	= No (SEDFRBUY=6)	44	0.08
	3	= Never/No Pst Mon Use (SEDFRBUY=81,89,91,93,99)	55055	99.61

SEDFRTK2	Len: 1	TOOK SED FROM FRND/RELATIVE WITHOUT ASK - PST MON	Freq	Pct
	.	= Unknown Source (Otherwise)	164	0.30
	1	= Yes (SEDFRTKE=1,3,5)	5	0.01
	2	= No (SEDFRTKE=6)	47	0.09
	3	= Never/No Pst Mon Use (SEDFRTKE=81,89,91,93,99).....	55055	99.61

SEDDEAL2	Len: 1	BOUGHT SED FROM DRUG DEALR/OTH STRANGER - PST MON	Freq	Pct
	.	= Unknown Source (Otherwise)	164	0.30
	1	= Yes (SEDDEALR=1,3,5)	4	0.01
	2	= No (SEDDEALR=6)	48	0.09
	3	= Never/No Pst Mon Use (SEDDEALR=81,89,91,93,99).....	55055	99.61

SEDINET2	Len: 1	BOUGHT SEDATIVES ON THE INTERNET - PST MON	Freq	Pct
	.	= Unknown Source (Otherwise)	164	0.30
	2	= No (SEDINET=6)	52	0.09
	3	= Never/No Pst Mon Use (SEDINET=81,89,91,93,99)	55055	99.61

The following variable, SEDOTHW2, was recoded to SAS missing if either of these situations occurred: (1) a respondent indicated that during the past 30 days they got prescription sedatives in "some other way" (SEDOTHWY=1, 3, 5) and their write-in response was classified as an invalid or unknown source (SEDOTHS2=70, 72-75, 85, 94, 97, 98) or (2) a response to getting the prescription sedatives "some other way" was unknown (SEDOTHWY=85, 94, 97, 98).

SEDOTHW2	Len: 1	GOT SED IN SOME OTHER WAY - PST MON	Freq	Pct
	.	= Unknown Source (See comment above)	164	0.30
	1	= Yes (SEDOTHWY=1,3,5 and SEDOTHS2=10,11-39,71)	1	0.00
	2	= No (SEDOTHWY=6 or [SEDOTHWY=1,3,5 & SEDOTHS2=1-9]).....	51	0.09
	3	= Never/No Pst Mon Use (SEDOTHWY=81,89,91,93,99)	55055	99.61

MTHFRFE2	Len: 1	GOT MTH FROM A FRIEND/RELATIVE FOR FREE - PST MON	Freq	Pct
	.	= Unknown Src (CPNMTHMN=1 & MTHFRFRE=85,93,94,97,98)	22	0.04
	1	= Yes (CPNMTHMN=1 and MTHFRFRE=1,3,5)	52	0.09
	2	= No (CPNMTHMN=1 and MTHFRFRE=6)	58	0.10
	3	= No Past Month Use (CPNMTHMN=0)	55139	99.76

RECODED PRIOR SUBSTANCE USE

MTHFRBY2	Len: 1	BOUGHT MTH FROM A FRIEND OR RELATIVE - PST MON	Freq	Pct
	.	= Unknown Src (CPNMTHMN=1 & MTHFRBUY=85,93,94,97,98)	22	0.04
	1	= Yes (CPNMTHMN=1 and MTHFRBUY=1,3,5)	43	0.08
	2	= No (CPNMTHMN=1 and MTHFRBUY=6)	67	0.12
	3	= No Past Month Use (CPNMTHMN=0)	55139	99.76

MTHFRTK2	Len: 1	TOOK MTH FROM FRND/RELATIVE WITHOUT ASK - PST MON	Freq	Pct
	.	= Unknown Src (CPNMTHMN=1 & MTHFRTKE=85,93,94,97,98)	22	0.04
	1	= Yes (CPNMTHMN=1 and MTHFRTKE=1,3,5)	4	0.01
	2	= No (CPNMTHMN=1 and MTHFRTKE=6)	106	0.19
	3	= No Past Month Use (CPNMTHMN=0)	55139	99.76

MTHDEAL2	Len: 1	BOUGHT MTH FROM DRUG DEALR/OTH STRANGER - PST MON	Freq	Pct
	.	= Unknown Src (CPNMTHMN=1 & MTHDEALR=85,93,94,97,98)	22	0.04
	1	= Yes (CPNMTHMN=1 and MTHDEALR=1,3,5)	36	0.07
	2	= No (CPNMTHMN=1 and MTHDEALR=6)	74	0.13
	3	= No Past Month Use (CPNMTHMN=0)	55139	99.76

MTHINET2	Len: 1	BOUGHT MTH ON THE INTERNET - PST MON	Freq	Pct
	.	= Unknown Src (CPNMTHMN=1 & MTHINET=85,93,94,97,98)	22	0.04
	1	= Yes (CPNMTHMN=1 and MTHINET=1,3,5)	1	0.00
	2	= No (CPNMTHMN=1 and MTHINET=6)	109	0.20
	3	= No Past Month Use (CPNMTHMN=0)	55139	99.76

The following variable, MTHOTHW2, was defined as yes if a respondent reported past month methamphetamine use (CPNMTHMN=1) and that friends/relatives got methamphetamine in "some other way" (MTHOTHWY=1, 3, 5) and their write-in response was classified as a valid other-specify source (MTHOTHS2=10, 11-38, 71). MTHOTHW2 was defined as no if a respondent reported past month methamphetamine use (CPNMTHMN=1) and either of these situations occurred: (1) friends/relatives did not get methamphetamine in "some other way" (MTHOTHWY=6) or (2) friends/relatives got methamphetamine in "some other way" (MTHFFOTH=1, 3, 5) and their write-in response was classified as an invalid other-specify source (MTHOTHS2=5-9). MTHOTHW2 was recoded to SAS missing if a respondent indicated past month methamphetamine use (CPNMTHMN=1) and either of these situations occurred: (1) the respondent indicated that during the past 30 days they got methamphetamine in "some other way" (MTHOTHWY=1, 3, 5) and their write-in response was classified as an invalid or unknown source (MTHOTHS2=70, 72-74, 85, 94, 97, 98) or (2) a response to getting methamphetamine "some other way" was unknown (MTHOTHWY=85, 93, 94, 97, 98).

MTHOTHW2	Len: 1	GOT MTH IN SOME OTHER WAY - PST MON	Freq	Pct
	.	= Unknown Source (See comment above)	24	0.04
	1	= Yes (See comment above)	6	0.01
	2	= No (See comment above)	102	0.18
	3	= No Past Month Use (CPNMTHMN=0)	55139	99.76

RECODED PRIOR SUBSTANCE USE

NOTE: In the questionnaire, a respondent who used methamphetamine and prescription drugs in the past month was administered a question regarding the source of their past month use. Any respondent who gave multiple past month sources or was a past year user was administered a question regarding the source of the drug during their most recent use. If they indicated that their most recent source was a 'friend or relative for free' from either of these questions, then a respondent was administered a follow-up question that asked the source the friend/relative had obtained the drug from. The following 5 variables pertain to the source from which a respondent's friend or relative obtained the drug for prescription pain relievers (ANLSRCF2), prescription tranquilizers (TRNSRCF2), prescription stimulants (STMSRCF2), prescription sedatives (SEDSRCF2), and methamphetamine (MTHSRCF2) within the past year. These 5 variables are similar to the previously defined source of a respondent's friend or relative's most recent nonmedical use variables (XXSRCFR) with the exception that SAS missing and level 11 have been combined into a single SAS missing level. Starting with the 2014 NSDUH, this version will be the only version available.

For each variable, excluding MTHSRCF2, there are 10 mutually exclusive categories for specific sources. Since methamphetamine is not available by prescription, the first 4 categories are not applicable thus there are only 6 mutually exclusive categories for MTHSRCF2. The categories for the specific sources take into account responses from past month users who indicated a single source during the past 30 days, past month users who indicated their most recent source after indicating multiple sources during the past 30 days, and past year users who indicated their most recent source of drug use.

Questions related to source of stimulant use pertain only to prescription stimulants and are not asked of respondents who were users of only methamphetamine, thus those respondents who indicated non-prescription stimulant use only (STMGTLA2=99) were classified as having "No Lifetime or Past Year Rx Use" (STMSRCF2=).

Based on the following conditions, a respondent was classified in one of the following 11 categories for the source of most recent prescription drug use in the past year for the variables, ANLSRCF2, TRNSRCF2, STMSRCF2, and SEDSRCF2:

1. Got from One Doctor ((XXXGTLA2=5 and XXXFFLAS=1, 11) or (XXXGTLA2=89, 99, 15 and XXXFRFRE=1, 3, 5 and only XXXFF1DR=1, 3, 5))
2. Got from More Than One Doctor ((XXXGTLA2=5 and XXXFFLAS=2, 12) or (XXXGTLA2=89, 99, 15 and XXXFRFRE=1, 3, 5 and only XXXFFDRS=1, 3, 5))
3. Wrote Fake Prescription ((XXXGTLA2=5 and XXXFFLAS=3, 13) or (XXXGTLA2=89, 99, 15 and XXXFRFRE=1, 3, 5 and only XXXFFAKE=1, 3, 5))
4. Stole from Dr Office, Clinic, Hospital, or Pharmacy ((XXXGTLA2=5 and XXXFFLAS=4, 14) or (XXXGTLA2=89, 99, 15 and XXXFRFRE=1, 3, 5 and only XXXFFSTL=1, 3, 5))
5. Got from Friend or Relative for Free ((XXXGTLA2=5 and XXXFFLAS=5, 15) or (XXXGTLA2=89, 99, 15 and XXXFRFRE=1, 3, 5 and only XXXFFFREE=1, 3, 5))
6. Bought from Friend or Relative ((XXXGTLA2=5 and XXXFFLAS=6, 16) or (XXXGTLA2=89, 99, 15 and XXXFRFRE=1, 3, 5 and only XXXFFBOT=1, 3, 5))
7. Took from Friend or Relative without Asking ((XXXGTLA2=5 and XXXFFLAS=7, 17) or (XXXGTLA2=89, 99, 15 and XXXFRFRE=1, 3, 5 and only XXXFFTAK=1, 3, 5))
8. Bought from Drug Dealer or Other Stranger ((XXXGTLA2=5 and XXXFFLAS=8, 18) or (XXXGTLA2=89, 99, 15 and XXXFRFRE=1, 3, 5 and only XXXFFDLR=1, 3, 5))
9. Bought on the Internet ((XXXGTLA2=5 and XXXFFLAS=9, 19) or (XXXGTLA2=89, 99, 15 and XXXFRFRE=1, 3, 5 and only XXXFFNET=1, 3, 5))
10. Got Some Other Way ((XXXGTLA2=5 and XXXFFLAS=10 and XXXFFLSP=valid "other" response, levels 11-36, 71) or (XXXGTLA2=89, 99, 15 and XXXFRFRE=1, 3, 5 and XXXFFOTH=1, 3, 5 and XXXFFOSP=valid "other" response, levels 11-36, 71))

(SAS Missing) No Past Year Use or Valid Source of Most Recent Use Not from Friend or Relative for Free or Unknown/Invalid Source (Otherwise)

ANLSRCF2	Len: 2	REV SOURCE OF FRIEND OR RELATIVE'S PAIN RELIEVERS	Freq	Pct
.		= No Pst Yr Use/Src Not Frnd, Rltive Free/Unknwn Src	54207	98.07
1		= Got from One Doctor.....	868	1.57
2		= Got from More Than One Doctor.....	32	0.06
3		= Wrote Fake Prescription.....	2	0.00
4		= Stole from Dr Office, Clinic, Hospital, or Pharmacy	2	0.00
5		= Got from Friend or Relative for Free.....	63	0.11
6		= Bought from Friend or Relative	47	0.09
7		= Took from Friend or Relative without Asking	13	0.02
8		= Bought from Drug Dealer or Other Stranger	16	0.03
9		= Bought on the Internet	2	0.00
10		= Got Some Other Way.....	19	0.03

RECODED PRIOR SUBSTANCE USE

TRNSRCF2	Len: 2	REV SOURCE OF FRIEND OR RELATIVE'S TRANQUILIZERS	Freq	Pct
	.	= No Pst Yr Use/Src Not Frnd, Rltive Free/Unknwn Src	54637	98.85
	1	= Got from One Doctor.....	495	0.90
	2	= Got from More Than One Doctor.....	21	0.04
	3	= Wrote Fake Prescription.....	2	0.00
	4	= Stole from Dr Office, Clinic, Hospital,or Pharmacy	2	0.00
	5	= Got from Friend or Relative for Free.....	52	0.09
	6	= Bought from Friend or Relative	27	0.05
	7	= Took from Friend or Relative without Asking	2	0.00
	8	= Bought from Drug Dealer or Other Stranger	24	0.04
	9	= Bought on the Internet	2	0.00
	10	= Got Some Other Way.....	7	0.01

STMSRCF2	Len: 2	REV SOURCE OF FRIEND OR RELATIVE'S STIMULANTS	Freq	Pct
	.	= No Pst Yr Use/Src Not Frnd, Rltive Free/Unknwn Src	54928	99.38
	1	= Got from One Doctor.....	255	0.46
	2	= Got from More Than One Doctor.....	7	0.01
	5	= Got from Friend or Relative for Free.....	41	0.07
	6	= Bought from Friend or Relative	23	0.04
	7	= Took from Friend or Relative without Asking	3	0.01
	8	= Bought from Drug Dealer or Other Stranger	10	0.02
	9	= Bought on the Internet	1	0.00
	10	= Got Some Other Way.....	3	0.01

SEDSRCF2	Len: 2	REV SOURCE OF FRIEND OR RELATIVE'S SEDATIVES	Freq	Pct
	.	= No Pst Yr Use/Src Not Frnd, Rltive Free/Unknwn Src	55191	99.86
	1	= Got from One Doctor.....	56	0.10
	2	= Got from More Than One Doctor.....	4	0.01
	4	= Stole from Dr Office, Clinic, Hospital,or Pharmacy	2	0.00
	5	= Got from Friend or Relative for Free.....	8	0.01
	6	= Bought from Friend or Relative	3	0.01
	7	= Took from Friend or Relative without Asking	3	0.01
	8	= Bought from Drug Dealer or Other Stranger	2	0.00
	10	= Got Some Other Way.....	2	0.00

RECODED PRIOR SUBSTANCE USE

Due to the outcome of the 2006 Methamphetamine Analysis Study, the variable for a friend or relative's source of methamphetamine for the respondent's most recent methamphetamine use in the past year when they reported they received this most recent drug from a friend or relative for free, MTHSRCF2, was defined by including respondents routed from the core Stimulants module, as well as respondents routed from the noncore Special Drugs module who reported they did not think of methamphetamine as a prescription drug when asked about use in the core Stimulants module.

As shown below, the imputed recency variable, CPNMTHYR, was used in conjunction with the edited source variables to determine a respondent's source for most recently used methamphetamine based on past year use as defined from both the core Stimulants module and legitimate responses from the noncore Special Drugs module, as previously stated. Please see Appendix B.4.8 of the Results from the 2008 NSDUH: National Findings for more information.

5. From Friend or Relative for Free {CPNMTHYR=1 and ([MTHGTLA2=5, 15 and MTHFFLAS=5, 15] or [MTHGTLA2=89, 99 and MTHFRFRE=1, 3, 5 and only MTHFFFREE=1, 3, 5] or [MTHGTLA2=89, 99 and MTHFRFRE=1, 3, 5 and MTHFFOTH=1, 3, 5 and MTHFFOSP=5])}
6. Bought from Friend or Relative {CPNMTHYR=1 and ([MTHGTLA2=5, 15 and MTHFFLAS=6, 16] or [MTHGTLA2=89, 99 and MTHFRFRE=1, 3, 5 and only MTHFFBOT=1, 3, 5] or [MTHGTLA2=89, 99 and MTHFRFRE=1, 3, 5 and MTHFFOTH=1, 3, 5 and MTHFFOSP=6])}
7. Took from Friend or Relative without Asking {CPNMTHYR=1 and ([MTHGTLA2=5, 15 and MTHFFLAS=7, 17] or [MTHGTLA2=89, 99 and MTHFRFRE=1, 3, 5 and only MTHFFTAK=1, 3, 5] or [MTHGTLA2=89, 99 and MTHFRFRE=1, 3, 5 and MTHFFOTH=1, 3, 5 and MTHFFOSP=7])}
8. Bought from Drug Dealer or Other Stranger {CPNMTHYR=1 and ([MTHGTLA2=5, 15 and MTHFFLAS=8, 18] or [MTHGTLA2=89, 99 and MTHFRFRE=1, 3, 5 and only MTHFFDLR=1, 3, 5] or [MTHGTLA2=89, 99 and MTHFRFRE=1, 3, 5 and MTHFFOTH=1, 3, 5 and MTHFFOSP=8])}
9. Bought on the Internet {CPNMTHYR=1 and ([MTHGTLA2=5, 15 and MTHFFLAS=9, 19] or [MTHGTLA2=89, 99 and MTHFRFRE=1, 3, 5 and only MTHFFNET=1, 3, 5] or [MTHGTLA2=89, 99 and MTHFRFRE=1, 3, 5 and MTHFFOTH=1, 3, 5 and MTHFFOSP=9])}
10. Some Other Way {CPNMTHYR=1 and ([MTHGTLA2=5, 15 and MTHFFLAS=10 and MTHFFLSP=valid "other" response, levels 11-36, 71] or [MTHGTLA2=89, 99 and MTHFRFRE=1, 3, 5 and MTHFFOTH=1, 3, 5 and MTHFFOSP=valid "other" response, levels 11-36, 71])}

(SAS Missing) No Past Year Use or Valid Source of Most Recent Use Not From Friend or Relative for Free or Unknown/Invalid Source (Otherwise)

MTHSRCF2	Len: 2	REV SOURCE OF FRIEND OR RELATIVES METHAMPHETAMINES	Freq	Pct
.		= No Pst Yr Use/Src Not Frnd, Rltive Free/Unknwn Src	55156	99.79
5		= Got from Friend or Relative for Free.....	32	0.06
6		= Bought from Friend or Relative	43	0.08
7		= Took from Friend or Relative without Asking	1	0.00
8		= Bought from Drug Dealer or Other Stranger	33	0.06
10		= Got Some Other Way	6	0.01

NOTE: The following 46 variables were created to capture all a respondent's friend or relative's reported source of past month prescription drug and methamphetamine (MTH) use. The prescription drugs include pain relievers (ANL), tranquilizers (TRN), stimulants (STM), and sedatives (SED).

NOTE: For the following 40 variables, to produce estimates among adults with past month prescription drug use, the analysis will need to be restricted by the specific past month prescription drug use variable (XXXMON=1).

ANLFF1D2	Len: 1	FRD/REL GOT 1+ RX FOR ANL FRM JUST 1 DR-PST MON	Freq	Pct
.		= Unknown Source (Otherwise)	529	0.96
1		= Yes (ANLFF1DR=1,3,5).....	375	0.68
2		= No (ANLFF1DR=6)	76	0.14
3		= Never/No Pst Mon Use (ANLFF1DR=81,89,91,93,99)	54291	98.23

ANLFFDS2	Len: 1	FRD/REL GOT RX FOR ANL FROM 2+ DRS-PST MON	Freq	Pct
.		= Unknown Source (Otherwise)	535	0.97
1		= Yes (ANLFFDRS=1,3,5).....	24	0.04
2		= No (ANLFFDRS=6).....	421	0.76
3		= Never/No Pst Mon Use (ANLFFDRS=81,89,91,93,99)	54291	98.23

ANLFFAK2	Len: 1	FRD/REL WROTE FAKE RX FOR ANL-PST MON	Freq	Pct
.		= Unknown Source (Otherwise)	535	0.97
1		= Yes (ANLFFAKE=1,3,5).....	7	0.01
2		= No (ANLFFAKE=6)	438	0.79
3		= Never/No Pst Mon Use (ANLFFAKE=81,89,91,93,99)	54291	98.23

RECODED PRIOR SUBSTANCE USE

ANLFFST2	Len: 1	FRD/REL STOLE ANL FROM DR/CLIN/HOSP/PHARM-PST MON	Freq	Pct
	.	= Unknown Source (Otherwise)	535	0.97
	1	= Yes (ANLFFSTL=1,3,5)	7	0.01
	2	= No (ANLFFSTL=6)	438	0.79
	3	= Never/No Pst Mon Use (ANLFFSTL=81,89,91,93,99)	54291	98.23

ANLFFRE2	Len: 1	FRD/REL GOT ANL FROM A FRND/REL FOR FREE-PST MON	Freq	Pct
	.	= Unknown Source (Otherwise)	535	0.97
	1	= Yes (ANLFFREE=1,3,5)	56	0.10
	2	= No (ANLFFREE=6)	389	0.70
	3	= Never/No Pst Mon Use (ANLFFREE=81,89,91,93,99)	54291	98.23

ANLFFBY2	Len: 1	FRD/REL BOUGHT ANL FROM A FRND OR REL-PST MON	Freq	Pct
	.	= Unknown Source (Otherwise)	534	0.97
	1	= Yes (ANLFFBOT=1,3,5)	51	0.09
	2	= No (ANLFFBOT=6)	395	0.71
	3	= Never/No Pst Mon Use (ANLFFBOT=81,89,91,93,99)	54291	98.23

ANLFFTK2	Len: 1	FRD/REL TOOK ANL FROM A FRND/REL WOUT ASK-PST MON	Freq	Pct
	.	= Unknown Source (Otherwise)	535	0.97
	1	= Yes (ANLFFTAK=1,3,5)	16	0.03
	2	= No (ANLFFTAK=6)	429	0.78
	3	= Never/No Pst Mon Use (ANLFFTAK=81,89,91,93,99)	54291	98.23

ANLFFDL2	Len: 1	FRD/REL BGHT ANL FRM DRG DEALR/OTH STRNGR-PST MON	Freq	Pct
	.	= Unknown Source (Otherwise)	534	0.97
	1	= Yes (ANLFFDLR=1,3,5)	34	0.06
	2	= No (ANLFFDLR=6)	412	0.75
	3	= Never/No Pst Mon Use (ANLFFDLR=81,89,91,93,99)	54291	98.23

ANLFFNT2	Len: 1	FRD/REL BOUGHT ANL ON THE INTERNET-PST MON	Freq	Pct
	.	= Unknown Source (Otherwise)	535	0.97
	1	= Yes (ANLFFNET=1,3,5)	5	0.01
	2	= No (ANLFFNET=6)	440	0.80
	3	= Never/No Pst Mon Use (ANLFFNET=81,89,91,93,99)	54291	98.23

The following variable, ANLFFOT2, was recoded to SAS missing if either of these situations occurred: (1) a respondent indicated that during the past 30 days that friends/relatives got prescription pain relievers in "some other way" (ANLFFOTH=1, 3, 5) and their write-in response was classified as an invalid or unknown source (ANLFFOSP=70, 72-75, 85, 94, 97, 98), or (2) a response to friends/relatives getting the prescription pain relievers "some other way" was unknown (ANLFFOTH=85, 94, 97, 98).

ANLFFOT2	Len: 1	FRD/REL GOT ANL IN SOME OTHER WAY-PST MON	Freq	Pct
	.	= Unknown Source (See comment above)	544	0.98
	1	= Yes (ANLFFOTH=1,3,5 and ANLFFOSP=11-38,71)	14	0.03
	2	= No (ANLFFOTH=6 or [ANLFFOTH=1,3,5 & ANLFFOSP=1-9])	422	0.76
	3	= Never/No Pst Mon Use (ANLFFOTH=81,89,91,93,99)	54291	98.23

TRNFF1D2	Len: 1	FRD/REL GOT 1+ RX FOR TRN FRM JUST 1 DR-PST MON	Freq	Pct
	.	= Unknown Source (Otherwise)	243	0.44
	1	= Yes (TRNFF1DR=1,3,5)	167	0.30
	2	= No (TRNFF1DR=6)	49	0.09
	3	= Never/No Pst Mon Use (TRNFF1DR=81,89,91,93,99)	54812	99.17

RECODED PRIOR SUBSTANCE USE

TRNFFDS2	Len: 1	FRD/REL GOT RX FOR TRN FROM 2+ DRS-PST MON		
		. = Unknown Source (Otherwise)	245	0.44
		1 = Yes (TRNFFDRS=1,3,5)	10	0.02
		2 = No (TRNFFDRS=6)	204	0.37
		3 = Never/No Pst Mon Use (TRNFFDRS=81,89,91,93,99).....	54812	99.17
TRNFFAK2	Len: 1	FRD/REL WROTE FAKE RX FOR TRN-PST MON	Freq	Pct
		. = Unknown Source (Otherwise)	245	0.44
		2 = No (TRNFFAKE=6).....	214	0.39
		3 = Never/No Pst Mon Use (TRNFFAKE=81,89,91,93,99).....	54812	99.17
TRNFFST2	Len: 1	FRD/REL STOLE TRN FROM DR/CLIN/HOSP/PHARM-PST MON	Freq	Pct
		. = Unknown Source (Otherwise)	245	0.44
		1 = Yes (TRNFFSTL=1,3,5)	1	0.00
		2 = No (TRNFFSTL=6)	213	0.39
		3 = Never/No Pst Mon Use (TRNFFSTL=81,89,91,93,99).....	54812	99.17
TRNFFRE2	Len: 1	FRD/REL GOT TRN FROM A FRND/REL FOR FREE-PST MON	Freq	Pct
		. = Unknown Source (Otherwise)	245	0.44
		1 = Yes (TRNFFFREE=1,3,5)	31	0.06
		2 = No (TRNFFFREE=6).....	183	0.33
		3 = Never/No Pst Mon Use (TRNFFFREE=81,89,91,93,99).....	54812	99.17
TRNFFBY2	Len: 1	FRD/REL BOUGHT TRN FROM A FRND OR REL-PST MON	Freq	Pct
		. = Unknown Source (Otherwise)	245	0.44
		1 = Yes (TRNFFBOT=1,3,5)	22	0.04
		2 = No (TRNFFBOT=6).....	192	0.35
		3 = Never/No Pst Mon Use (TRNFFBOT=81,89,91,93,99).....	54812	99.17
TRNFFTK2	Len: 1	FRD/REL TOOK TRN FROM A FRND/REL WOUT ASK-PST MON	Freq	Pct
		. = Unknown Source (Otherwise)	245	0.44
		1 = Yes (TRNFFTAK=1,3,5).....	3	0.01
		2 = No (TRNFFTAK=6)	211	0.38
		3 = Never/No Pst Mon Use (TRNFFTAK=81,89,91,93,99)	54812	99.17
TRNFFDL2	Len: 1	FRD/REL BGHT TRN FRM DRG DEALR/OTH STRNGR-PST MON	Freq	Pct
		. = Unknown Source (Otherwise)	244	0.44
		1 = Yes (TRNFFDLR=1,3,5)	11	0.02
		2 = No (TRNFFDLR=6)	204	0.37
		3 = Never/No Pst Mon Use (TRNFFDLR=81,89,91,93,99)	54812	99.17
TRNFFNT2	Len: 1	FRD/REL BOUGHT TRN ON THE INTERNET-PST MON	Freq	Pct
		. = Unknown Source (Otherwise)	245	0.44
		1 = Yes (TRNFFNET=1,3,5)	1	0.00
		2 = No (TRNFFNET=6).....	213	0.39
		3 = Never/No Pst Mon Use (TRNFFNET=81,89,91,93,99).....	54812	99.17

RECODED PRIOR SUBSTANCE USE

The following variable, TRNFFOT2, was recoded to SAS missing if either of these situations occurred: (1) a respondent indicated that during the past 30 days that friends/relatives got prescription tranquilizers in "some other way" (TRNFFOTH=1, 3, 5) and their write-in response was classified as an invalid or unknown source (TRNFFOSP=70, 72-75, 85, 94, 97, 98), or (2) a response to friends/relatives getting prescription tranquilizers "some other way" was unknown (TRNFFOTH=85, 94, 97, 98).

TRNFFOT2	Len: 1	FRD/REL GOT TRN IN SOME OTHER WAY-PST MON	Freq	Pct
	.	= Unknown/Invalid Source (See comment above).....	249	0.45
	1	= Yes (TRNFFOTH=1,3,5 and TRNFFOSP=11-38,71)	3	0.01
	2	= No (TRNFFOTH=6 or [TRNFFOTH=1,3,5 & TRNFFOSP=1-9])	207	0.37
	3	= Never/No Pst Mon Use (TRNFFOTH=81,89,91,93,99).....	54812	99.17
STMFF1D2	Len: 1	FRD/REL GOT 1+ RX FOR STM FRM JUST 1 DR-PST MON	Freq	Pct
	.	= Unknown Source (Otherwise)	223	0.40
	1	= Yes (STMFF1DR=1,3,5)	104	0.19
	2	= No (STMFF1DR=6)	29	0.05
	3	= Never/No Pst Mon/Only MTH(STMFF1DR=81,89,91,93,99)	54915	99.36
STMFFDS2	Len: 1	FRD/REL GOT RX FOR STM FROM 2+ DRS-PST MON	Freq	Pct
	.	= Unknown Source (Otherwise)	223	0.40
	1	= Yes (STMFFDRS=1,3,5)	7	0.01
	2	= No (STMFFDRS=6)	126	0.23
	3	= Never/No Pst Mon/Only MTH(STMFFDRS=81,89,91,93,99).....	54915	99.36
STMFFAK2	Len: 1	FRD/REL WROTE FAKE RX FOR STM-PST MON	Freq	Pct
	.	= Unknown Source (Otherwise)	223	0.40
	2	= No (STMFFAKE=6)	133	0.24
	3	= Never/No Pst Mon/Only MTH(STMFFAKE=81,89,91,93,99)	54915	99.36
STMFFST2	Len: 1	FRD/REL STOLE STM FROM DR/CLIN/HOSP/PHARM-PST MON	Freq	Pct
	.	= Unknown Source (Otherwise)	223	0.40
	2	= No (STMFFSTL=6)	133	0.24
	3	= Never/No Pst Mon/Only MTH(STMFFSTL=81,89,91,93,99).....	54915	99.36
STMFFRE2	Len: 1	FRD/REL GOT STM FROM A FRND/REL FOR FREE-PST MON	Freq	Pct
	.	= Unknown Source (Otherwise)	222	0.40
	1	= Yes (STMFFFREE=1,3,5)	19	0.03
	2	= No (STMFFFREE=6)	115	0.21
	3	= Never/No Pst Mon/Only MTH(STMFFFREE=81,89,91,93,99)	54915	99.36
STMFFBY2	Len: 1	FRD/REL BOUGHT STM FROM A FRND OR REL-PST MON	Freq	Pct
	.	= Unknown Source (Otherwise)	223	0.40
	1	= Yes (STMFFBOT=1,3,5)	13	0.02
	2	= No (STMFFBOT=6)	120	0.22
	3	= Never/No Pst Mon/Only MTH(STMFFBOT=81,89,91,93,99)	54915	99.36
STMFFTK2	Len: 1	FRD/REL TOOK STM FROM A FRND/REL WOUT ASK-PST MON	Freq	Pct
	.	= Unknown Source (Otherwise)	223	0.40
	1	= Yes (STMFFTAK=1,3,5)	4	0.01
	2	= No (STMFFTAK=6)	129	0.23
	3	= Never/No Pst Mon/Only MTH(STMFFTAK=81,89,91,93,99)	54915	99.36
STMFFDL2	Len: 1	FRD/REL BGHT STM FRM DRG DEALR/OTH STRNGR-PST MON	Freq	Pct
	.	= Unknown Source (Otherwise)	221	0.40
	1	= Yes (STMFFDLR=1,3,5)	7	0.01
	2	= No (STMFFDLR=6)	128	0.23
	3	= Never/No Pst Mon/Only MTH(STMFFDLR=81,89,91,93,99)	54915	99.36

RECODED PRIOR SUBSTANCE USE

STMFFNT2	Len: 1	FRD/REL BOUGHT STM ON THE INTERNET-PST MON	Freq	Pct
	.	= Unknown Source (Otherwise)	223	0.40
	2	= No (STMFFNET=6).....	133	0.24
	3	= Never/No Pst Mon/Only MTH(STMFFNET=81,89,91,93,99)	54915	99.36

The following variable, STMFFOT2, was recoded to SAS missing if either of these situations occurred: (1) a respondent indicated that during the past 30 days that friends/relatives got prescription stimulants in "some other way" (STMFFOTH=1, 3, 5) and their write-in response was classified as an invalid or unknown source (STMFFOSP=70, 72-75, 85, 94, 97, 98), or (2) a response to friends/relatives getting prescription stimulants "some other way" was unknown (STMFFOTH=85, 94, 97, 98).

STMFFOT2	Len: 1	FRD/REL GOT STM IN SOME OTHER WAY-PST MON	Freq	Pct
	.	= Unknown/Invalid Source (See comment above).....	225	0.41
	1	= Yes (STMFFOTH=1,3,5 and STMFFOSP=11-38,71)	3	0.01
	2	= No (STMFFOTH=6 or [STMFFOTH=1,3,5 & STMFFOSP=1-9]).....	128	0.23
	3	= Never/No Pst Mon/Only MTH(STMFFOTH=81,89,91,93,99).....	54915	99.36

SEDF1D2	Len: 1	FRD/REL GOT 1+ RX FOR SED FRM JUST 1 DR-PST MON	Freq	Pct
	.	= Unknown Source (Otherwise)	167	0.30
	1	= Yes (SEDF1DR=1,3,5)	17	0.03
	2	= No (SEDF1DR=6)	7	0.01
	3	= Never/No Pst Mon Use (SEDF1DR=81,89,91,93,99)	55080	99.65

SEDFD2S	Len: 1	FRD/REL GOT RX FOR SED FROM 2+ DRS-PST MON	Freq	Pct
	.	= Unknown Source (Otherwise)	167	0.30
	1	= Yes (SEDFD2S=1,3,5)	1	0.00
	2	= No (SEDFD2S=6)	23	0.04
	3	= Never/No Pst Mon Use (SEDFD2S=81,89,91,93,99).....	55080	99.65

SEDFFAK2	Len: 1	FRD/REL WROTE FAKE RX FOR SED-PST MON	Freq	Pct
	.	= Unknown Source (Otherwise)	167	0.30
	2	= No (SEDFFAK=6).....	24	0.04
	3	= Never/No Pst Mon Use (SEDFFAK=81,89,91,93,99)	55080	99.65

SEDFST2	Len: 1	FRD/REL STOLE SED FROM DR/CLIN/HOSP/PHARM-PST MON	Freq	Pct
	.	= Unknown Source (Otherwise)	167	0.30
	2	= No (SEDFSTL=6)	24	0.04
	3	= Never/No Pst Mon Use (SEDFSTL=81,89,91,93,99).....	55080	99.65

SEDFFREE2	Len: 1	FRD/REL GOT SED FROM A FRND/REL FOR FREE-PST MON	Freq	Pct
	.	= Unknown Source (Otherwise)	167	0.30
	1	= Yes (SEDFFREE=1,3,5)	5	0.01
	2	= No (SEDFFREE=6).....	19	0.03
	3	= Never/No Pst Mon Use (SEDFFREE=81,89,91,93,99).....	55080	99.65

SEDFBY2	Len: 1	FRD/REL BOUGHT SED FROM A FRND OR REL-PST MON	Freq	Pct
	.	= Unknown Source (Otherwise)	167	0.30
	2	= No (SEDFBOT=6).....	24	0.04
	3	= Never/No Pst Mon Use (SEDFBOT=81,89,91,93,99).....	55080	99.65

SEDFFTK2	Len: 1	FRD/REL TOOK SED FROM A FRND/REL WOUT ASK-PST MON	Freq	Pct
	.	= Unknown Source (Otherwise)	167	0.30
	2	= No (SEDFFTAK=6)	24	0.04
	3	= Never/No Pst Mon Use (SEDFFTAK=81,89,91,93,99)	55080	99.65

RECODED PRIOR SUBSTANCE USE

SEDFFDL2	Len: 1	FRD/REL BGHT SED FRM DRG DEALR/OTH STRNGR-PST MON	Freq	Pct
	.	= Unknown Source (Otherwise)	167	0.30
	2	= No (SEDFFDLR=6)	24	0.04
	3	= Never/No Pst Mon Use (SEDFFDLR=81,89,91,93,99)	55080	99.65

SEDFFNT2	Len: 1	FRD/REL BOUGHT SED ON THE INTERNET-PST MON	Freq	Pct
	.	= Unknown Source (Otherwise)	167	0.30
	2	= No (SEDFFNET=6)	24	0.04
	3	= Never/No Pst Mon Use (SEDFFNET=81,89,91,93,99)	55080	99.65

The following variable, SEDFFOT2, was recoded to SAS missing if either of these situations occurred: (1) a respondent indicated that during the past 30 days that friends/relatives got prescription sedatives in "some other way" (SEDFFOTH=1, 3, 5) and their write-in response was classified as an invalid or unknown source (SEDFFOSP=70, 72-75, 85, 94, 97, 98), or (2) a response to friends/relatives getting prescription sedatives "some other way" was unknown (SEDFFOTH=85, 94, 97, 98).

SEDFFOT2	Len: 1	FRD/REL GOT SED IN SOME OTHER WAY-PST MON	Freq	Pct
	.	= Unknown Source (See comment above)	167	0.30
	1	= Yes (SEDFFOTH=1,3,5 and SEDFFOSP=11-38,71)	1	0.00
	2	= No (SEDFFOTH=6 or [SEDFFOTH=1,3,5 & SEDFFOSP=1-9])	23	0.04
	3	= Never/No Pst Mon Use (SEDFFOTH=81,89,91,93,99)	55080	99.65

MTHFFRE2	Len: 1	FRD/REL GOT MTH FROM A FRND/REL FOR FREE-PST MON	Freq	Pct
	.	= Unknown Src (CPNMTHMN=1&MTHFFREE=85,93,94,97,98,99)	83	0.15
	1	= Yes (CPNMTHMN=1 and MTHFFREE=1,3,5)	19	0.03
	2	= No (CPNMTHMN=1 and MTHFFREE=6)	30	0.05
	3	= No Past Month Use (CPNMTHMN=0)	55139	99.76

MTHFFBY2	Len: 1	FRD/REL BOUGHT MTH FROM A FRND/REL-PAST MONTH	Freq	Pct
	.	= Unknown Src (CPNMTHMN=1&MTHFFBOT=85,93,94,97,98,99)	83	0.15
	1	= Yes (CPNMTHMN=1 and MTHFFBOT=1,3,5)	21	0.04
	2	= No (CPNMTHMN=1 and MTHFFBOT=6)	28	0.05
	3	= No Past Month Use (CPNMTHMN=0)	55139	99.76

MTHFFTK2	Len: 1	FRD/REL TOOK MTH FRM A FRND/REL WOUT ASK-PST MON	Freq	Pct
	.	= Unknown Src (CPNMTHMN=1&MTHFFTAK=85,93,94,97,98,99)	83	0.15
	1	= Yes (CPNMTHMN=1 and MTHFFTAK=1,3,5)	2	0.00
	2	= No (CPNMTHMN=1 and MTHFFTAK=6)	47	0.09
	3	= No Past Month Use (CPNMTHMN=0)	55139	99.76

MTHFFDL2	Len: 1	FRD/REL BGHT MTH FRM DRG DEALR/OTH STRNGR-PST MON	Freq	Pct
	.	= Unknown Src (CPNMTHMN=1&MTHFFDLR=85,93,94,97,98,99)	83	0.15
	1	= Yes (CPNMTHMN=1 and MTHFFDLR=1,3,5)	26	0.05
	2	= No (CPNMTHMN=1 and MTHFFDLR=6)	23	0.04
	3	= No Past Month Use (CPNMTHMN=0)	55139	99.76

MTHFFNT2	Len: 1	FRD/REL BOUGHT MTH ON THE INTERNET-PAST MONTH	Freq	Pct
	.	= Unknown Src (CPNMTHMN=1&MTHFFNET=85,93,94,97,98,99)	83	0.15
	2	= No (CPNMTHMN=1 and MTHFFNET=6)	49	0.09
	3	= No Past Month Use (CPNMTHMN=0)	55139	99.76

RECODED PRIOR SUBSTANCE USE

The following variable, MTHFFOT2, was defined as yes if a respondent reported past month methamphetamine use (CPNMTHMN=1) and that friends/relatives got methamphetamine in "some other way" (MTHFFOTH=1, 3, 5) and their write-in response was classified as a valid other-specify source (MTHFFOSP=11-38, 71). MTHFFOT2 was defined as no if a respondent reported past month methamphetamine use (CPNMTHMN=1) and either of these situations occurred: (1) that friends/relatives did not get methamphetamine in "some other way" (MTHFFOTH=6) or (2) that friends/relatives got methamphetamine in "some other way" (MTHFFOTH=1, 3, 5) and their write-in response was classified as an invalid other-specify source (MTHFFOSP=5-9). MTHFFOT2 was recoded to SAS missing if a respondent indicated past month methamphetamine use (CPNMTHMN=1) and either of these situations occurred: (1) the respondent indicated that during the past 30 days they got methamphetamine in "some other way" (MTHFFOTH=1, 3, 5) and their write-in response was classified as an invalid or unknown source (MTHFFOSP=70, 72-75, 85, 94, 97, 98), or (2) a response to friends/relatives getting methamphetamine in "some other way" was unknown (MTHFFOTH=85, 93, 94, 97, 98, 99).

MTHFFOT2	Len: 1	FRD/REL GOT MTH IN SOME OTHER WAY-PAST MONTH	Freq	Pct
	.	= Unknown Source (See comment above).....	85	0.15
	1	= Yes (See comment above).....	2	0.00
	2	= No (See comment above).....	45	0.08
	3	= No Past Month Use (CPNMTHMN=0).....	55139	99.76

SUBSTANCE TREATMENT

SUBSTANCE TREATMENT

The values in the section may be inconsistent with values from the core section(s). Items in this section were edited when respondents legitimately skipped out of these items based on prior answers in the core section(s). Otherwise, non-core items generally were not edited to make them consistent with core items, and core items were not edited to make them consistent with non-core items. This note applies to variables in this section marked by a ¹.

NOTE: Respondents were not asked questions in the SUBSTANCE TREATMENT module if they did not report lifetime use of alcohol, marijuana, cocaine, heroin, hallucinogens, inhalants, methamphetamine, or lifetime use of prescription psychotherapeutics (pain relievers, tranquilizers, stimulants, or sedatives) for nonmedical reasons. Codes of 81 or 91 in the edited SUBSTANCE TREATMENT variables indicate that the questions did not apply because respondents were nonusers of all of these substances.

These next questions deal with treatment for alcohol and drug problems, not including cigarettes. Please report treatment or counseling designed to help you reduce or stop your alcohol or drug use. Please include detoxification and any other treatment for medical problems associated with your alcohol or drug use.

Have you ever received treatment or counseling for your use of alcohol or any drug, not counting cigarettes?

TXEVER ¹	Len: 2	EVER RECEIVED ALCOHOL OR DRUG TREATMENT	Freq	Pct
		1 = Yes	3123	5.65
		2 = No.....	39008	70.58
		81 = NEVER USED ALCOHOL OR DRUGS Logically assigned	32	0.06
		85 = BAD DATA Logically assigned	1	0.00
		91 = NEVER USED ALCOHOL OR DRUGS.....	12721	23.02
		94 = DON'T KNOW.....	39	0.07
		97 = REFUSED	71	0.13
		98 = BLANK (NO ANSWER).....	276	0.50

During the past 12 months, that is since [DATEFILL] have you received treatment or counseling for your use of alcohol or any drug, not counting cigarettes?

TXYREVER ¹	Len: 2	EVER RECEIVED ALCOHOL OR DRUG TRMT PAST 12 MOS	Freq	Pct
		1 = Yes	899	1.63
		2 = No.....	2119	3.83
		3 = Yes LOGICALLY ASSIGNED.....	101	0.18
		4 = No LOGICALLY ASSIGNED	1	0.00
		81 = NEVER USED ALCOHOL OR DRUGS Logically assigned	32	0.06
		91 = NEVER USED ALCOHOL OR DRUGS.....	12721	23.02
		94 = DON'T KNOW.....	1	0.00
		97 = REFUSED	73	0.13
		98 = BLANK (NO ANSWER).....	316	0.57
		99 = LEGITIMATE SKIP (TXEVER=2).....	39008	70.58

During the past 12 months when you received treatment, was the treatment for alcohol use only, drug use only, or both alcohol and drug use?

TXYRADG ¹	Len: 2	TRMT FOR ALC, DRUG OR BOTH PAST 12 MONTHS	Freq	Pct
		1 = Alcohol use only.....	269	0.49
		2 = Drug use only.....	283	0.51
		3 = Both alcohol and drug use	284	0.51
		5 = Drugs (alcohol trmt unknown) LOGICALLY ASSIGNED.....	1	0.00
		11 = Alcohol only (but last trmt for drugs reported)	29	0.05
		12 = Drugs only (but last trmt for alc reported)	23	0.04
		81 = NEVER USED ALCOHOL OR DRUGS Logically assigned	32	0.06
		85 = BAD DATA Logically assigned	4	0.01
		91 = NEVER USED ALCOHOL OR DRUGS.....	12721	23.02
		97 = REFUSED	79	0.14
		98 = BLANK (NO ANSWER).....	418	0.76
		99 = LEGITIMATE SKIP	41128	74.41

SUBSTANCE TREATMENT

During the past 12 months, have you received treatment for your [TXFILL1] in a hospital overnight as an inpatient?

TXYRHOSP¹	Len: 2	RCVD TXFILL1 TRMT IN HOSP/OVERNIGHT PST 12 MOS	Freq	Pct
	1 =	Yes	189	0.34
	2 =	No	695	1.26
	5 =	Yes LOGICALLY ASSIGNED (from TXLYMN2)	9	0.02
	81 =	NEVER USED ALCOHOL OR DRUGS Logically assigned	32	0.06
	85 =	BAD DATA Logically assigned	4	0.01
	91 =	NEVER USED ALCOHOL OR DRUGS	12721	23.02
	94 =	DON'T KNOW	1	0.00
	97 =	REFUSED	74	0.13
	98 =	BLANK (NO ANSWER)	418	0.76
	99 =	LEGITIMATE SKIP	41128	74.41

Was the treatment you received in a hospital overnight as an inpatient for your alcohol use, your drug use, or both?

TXYRHPAD¹	Len: 2	HOSP/OVERNIGHT TRMT FOR ALC, DRUGS, OR BOTH	Freq	Pct
	1 =	Alcohol use	5	0.01
	2 =	Drug use	12	0.02
	3 =	Both alcohol and drug use	55	0.10
	81 =	NEVER USED ALCOHOL OR DRUGS Logically assigned	32	0.06
	91 =	NEVER USED ALCOHOL OR DRUGS	12721	23.02
	94 =	DON'T KNOW	1	0.00
	97 =	REFUSED	73	0.13
	98 =	BLANK (NO ANSWER)	447	0.81
	99 =	LEGITIMATE SKIP	41925	75.85

During the past 12 months, have you received treatment for your [TXFILL1] in a residential drug or alcohol rehabilitation facility where you stayed overnight?

TXYRRFIN¹	Len: 2	RCVD TXFILL1 TRMT REHAB CENTR/OVERNIGHT PST 12 MO	Freq	Pct
	1 =	Yes	220	0.40
	2 =	No	639	1.16
	5 =	Yes LOGICALLY ASSIGNED (from TXLYMN2)	34	0.06
	81 =	NEVER USED ALCOHOL OR DRUGS Logically assigned	32	0.06
	85 =	BAD DATA Logically assigned	4	0.01
	91 =	NEVER USED ALCOHOL OR DRUGS	12721	23.02
	94 =	DON'T KNOW	1	0.00
	97 =	REFUSED	74	0.13
	98 =	BLANK (NO ANSWER)	418	0.76
	99 =	LEGITIMATE SKIP	41128	74.41

Was the treatment you received in a residential drug or alcohol rehabilitation facility where you stayed overnight for your alcohol use, your drug use, or both?

TXYRINAD¹	Len: 2	RES ALC/DRG REH TRMT FOR ALC, DRUGS, OR BOTH	Freq	Pct
	1 =	Alcohol use	1	0.00
	2 =	Drug use	11	0.02
	3 =	Both alcohol and drug use	71	0.13
	81 =	NEVER USED ALCOHOL OR DRUGS Logically assigned	32	0.06
	91 =	NEVER USED ALCOHOL OR DRUGS	12721	23.02
	97 =	REFUSED	73	0.13
	98 =	BLANK (NO ANSWER)	462	0.84
	99 =	LEGITIMATE SKIP	41900	75.81

SUBSTANCE TREATMENT

During the past 12 months, have you received treatment for your [TXFILL1] in a drug or alcohol rehabilitation facility as an outpatient?

TXYRRFOP¹	Len: 2	RCVD TXFILL1 TRMT REHAB CENTR/OUTPT PST 12 MOS	Freq	Pct
	1 =	Yes	365	0.66
	2 =	No	489	0.88
	5 =	Yes LOGICALLY ASSIGNED (from TXLTYMN2)	37	0.07
	81 =	NEVER USED ALCOHOL OR DRUGS Logically assigned	32	0.06
	85 =	BAD DATA Logically assigned	4	0.01
	91 =	NEVER USED ALCOHOL OR DRUGS	12721	23.02
	94 =	DON'T KNOW	2	0.00
	97 =	REFUSED	75	0.14
	98 =	BLANK (NO ANSWER)	418	0.76
	99 =	LEGITIMATE SKIP	41128	74.41

Was the treatment you received in a drug or alcohol rehabilitation facility as an outpatient for your alcohol use, your drug use, or both?

TXYRPOAD¹	Len: 2	OUTPATIENT TRMT FOR ALC, DRUGS, OR BOTH	Freq	Pct
	1 =	Alcohol use	6	0.01
	2 =	Drug use	10	0.02
	3 =	Both alcohol and drug use	110	0.20
	81 =	NEVER USED ALCOHOL OR DRUGS Logically assigned	32	0.06
	91 =	NEVER USED ALCOHOL OR DRUGS	12721	23.02
	97 =	REFUSED	73	0.13
	98 =	BLANK (NO ANSWER)	462	0.84
	99 =	LEGITIMATE SKIP	41857	75.73

During the past 12 months, have you received treatment for your [TXFILL1] in a mental health center or facility as an outpatient?

TXYRMHC¹	Len: 2	RCVD TXFILL1 TRMT MNT HEALTH CNTR/OUTPT PST 12 MO	Freq	Pct
	1 =	Yes	245	0.44
	2 =	No	611	1.11
	5 =	Yes LOGICALLY ASSIGNED (from TXLTYMN2)	38	0.07
	81 =	NEVER USED ALCOHOL OR DRUGS Logically assigned	32	0.06
	85 =	BAD DATA Logically assigned	4	0.01
	91 =	NEVER USED ALCOHOL OR DRUGS	12721	23.02
	94 =	DON'T KNOW	1	0.00
	97 =	REFUSED	73	0.13
	98 =	BLANK (NO ANSWER)	418	0.76
	99 =	LEGITIMATE SKIP	41128	74.41

Was the treatment you received in a mental health center or facility as an outpatient for your alcohol use, your drug use, or both?

TXYRMHAD¹	Len: 2	MNT HEALTH CNTR TRMT FOR ALC, DRUGS, OR BOTH	Freq	Pct
	1 =	Alcohol use	1	0.00
	2 =	Drug use	9	0.02
	3 =	Both alcohol and drug use	78	0.14
	81 =	NEVER USED ALCOHOL OR DRUGS Logically assigned	32	0.06
	91 =	NEVER USED ALCOHOL OR DRUGS	12721	23.02
	97 =	REFUSED	73	0.13
	98 =	BLANK (NO ANSWER)	455	0.82
	99 =	LEGITIMATE SKIP	41902	75.81

SUBSTANCE TREATMENT

During the past 12 months, have you received treatment for your [TXFILL1] in an emergency room?

TXYRTXER¹	Len: 2	RCVD TXFILL1 TRMT IN EMERGENCY ROOM PAST 12 MOS	Freq	Pct
	1 =	Yes	109	0.20
	2 =	No	767	1.39
	3 =	Yes LOGICALLY ASSIGNED	15	0.03
	5 =	Yes LOGICALLY ASSIGNED (from TXLTYMN2)	3	0.01
	81 =	NEVER USED ALCOHOL OR DRUGS Logically assigned	32	0.06
	85 =	BAD DATA Logically assigned	4	0.01
	91 =	NEVER USED ALCOHOL OR DRUGS	12721	23.02
	94 =	DON'T KNOW	1	0.00
	97 =	REFUSED	74	0.13
	98 =	BLANK (NO ANSWER)	417	0.75
	99 =	LEGITIMATE SKIP	41128	74.41

Was the treatment you received in an emergency room for your alcohol use, your drug use, or both?

TXYRERAD¹	Len: 2	EMERGENCY ROOM TRMT FOR ALC, DRUGS, OR BOTH	Freq	Pct
	1 =	Alcohol use	7	0.01
	2 =	Drug use	15	0.03
	3 =	Both alcohol and drug use	19	0.03
	81 =	NEVER USED ALCOHOL OR DRUGS Logically assigned	32	0.06
	91 =	NEVER USED ALCOHOL OR DRUGS	12721	23.02
	97 =	REFUSED	73	0.13
	98 =	BLANK (NO ANSWER)	444	0.80
	99 =	LEGITIMATE SKIP	41960	75.92

During the past 12 months, have you received treatment for your [TXFILL1] in a private doctor's office?

TXYRDOC¹	Len: 2	RCVD TXFILL1 TRMT IN PRIV DR.'S OFFICE PST 12 MOS	Freq	Pct
	1 =	Yes	167	0.30
	2 =	No	702	1.27
	5 =	Yes LOGICALLY ASSIGNED (from TXLTYMN2)	24	0.04
	81 =	NEVER USED ALCOHOL OR DRUGS Logically assigned	32	0.06
	85 =	BAD DATA Logically assigned	4	0.01
	91 =	NEVER USED ALCOHOL OR DRUGS	12721	23.02
	94 =	DON'T KNOW	1	0.00
	97 =	REFUSED	74	0.13
	98 =	BLANK (NO ANSWER)	418	0.76
	99 =	LEGITIMATE SKIP	41128	74.41

Was the treatment you received in a private doctor's office for your alcohol use, your drug use, or both?

TXYRDCAD¹	Len: 2	PRIV DR.'S OFFICE TRMT FOR ALC, DRUGS, OR BOTH	Freq	Pct
	1 =	Alcohol use	5	0.01
	2 =	Drug use	9	0.02
	3 =	Both alcohol and drug use	31	0.06
	81 =	NEVER USED ALCOHOL OR DRUGS Logically assigned	32	0.06
	91 =	NEVER USED ALCOHOL OR DRUGS	12721	23.02
	97 =	REFUSED	73	0.13
	98 =	BLANK (NO ANSWER)	441	0.80
	99 =	LEGITIMATE SKIP	41959	75.92

SUBSTANCE TREATMENT

During the past 12 months, have you received treatment for your [TXFILL1] in a prison or jail?

TXYRJAIL¹	Len: 2	RCVD TXFILL1 TRMT IN PRISON/JAIL PAST 12 MONTHS	Freq	Pct
		1 = Yes	85	0.15
		2 = No	804	1.45
		5 = Yes LOGICALLY ASSIGNED (from TXLYMN2)	4	0.01
		81 = NEVER USED ALCOHOL OR DRUGS Logically assigned	32	0.06
		85 = BAD DATA Logically assigned	4	0.01
		91 = NEVER USED ALCOHOL OR DRUGS	12721	23.02
		94 = DON'T KNOW	1	0.00
		97 = REFUSED	74	0.13
		98 = BLANK (NO ANSWER)	418	0.76
		99 = LEGITIMATE SKIP	41128	74.41

Was the treatment you received in a prison or jail for your alcohol use, your drug use, or both?

TXYRJLAD¹	Len: 2	PRISON/JAIL TRMT FOR ALC, DRUGS, OR BOTH	Freq	Pct
		2 = Drug use	4	0.01
		3 = Both alcohol and drug use	23	0.04
		81 = NEVER USED ALCOHOL OR DRUGS Logically assigned	32	0.06
		91 = NEVER USED ALCOHOL OR DRUGS	12721	23.02
		97 = REFUSED	73	0.13
		98 = BLANK (NO ANSWER)	436	0.79
		99 = LEGITIMATE SKIP	41982	75.96

During the past 12 months, have you received treatment for your [TXFILL1] in a self-help group such as Alcoholics Anonymous or Narcotics Anonymous?

TXYRSHG¹	Len: 2	RCVD TXFILL1 TRMT IN SELF-HELP GROUP PAST 12 MOS	Freq	Pct
		1 = Yes	453	0.82
		2 = No	404	0.73
		3 = Yes LOGICALLY ASSIGNED	3	0.01
		5 = Yes LOGICALLY ASSIGNED (from TXLYMN2)	34	0.06
		81 = NEVER USED ALCOHOL OR DRUGS Logically assigned	32	0.06
		85 = BAD DATA Logically assigned	4	0.01
		91 = NEVER USED ALCOHOL OR DRUGS	12721	23.02
		94 = DON'T KNOW	1	0.00
		97 = REFUSED	73	0.13
		98 = BLANK (NO ANSWER)	418	0.76
		99 = LEGITIMATE SKIP	41128	74.41

Was the treatment you received in a self-help group for your alcohol use, your drug use, or both?

TXYRSGAD¹	Len: 2	SELF-HELP GROUP TRMT FOR ALC, DRUGS, OR BOTH	Freq	Pct
		1 = Alcohol use	16	0.03
		2 = Drug use	16	0.03
		3 = Both alcohol and drug use	128	0.23
		81 = NEVER USED ALCOHOL OR DRUGS Logically assigned	32	0.06
		91 = NEVER USED ALCOHOL OR DRUGS	12721	23.02
		97 = REFUSED	73	0.13
		98 = BLANK (NO ANSWER)	462	0.84
		99 = LEGITIMATE SKIP	41823	75.67

SUBSTANCE TREATMENT

During the past 12 months, have you received treatment for your [TXFILL1] in some other place besides these that have been listed?

TXYRSOP¹	Len: 2	RCVD TXFILL1 TRMT IN SOME OTHER PLACE PAST 12 MOS	Freq	Pct
		1 = Yes	209	0.38
		2 = No	605	1.09
		5 = Yes LOGICALLY ASSIGNED (from TXLTVMN2)	70	0.13
		7 = Treatment location unknown, LOG ASSN	10	0.02
		81 = NEVER USED ALCOHOL OR DRUGS Logically assigned	32	0.06
		85 = BAD DATA Logically assigned	4	0.01
		91 = NEVER USED ALCOHOL OR DRUGS	12721	23.02
		94 = DON'T KNOW	1	0.00
		97 = REFUSED	73	0.13
		98 = BLANK (NO ANSWER)	418	0.76
		99 = LEGITIMATE SKIP	41128	74.41

TXYROTS2¹	Len: 3	OTHER PLACE RECEIVED TRMT PAST 12 MONTHS	Freq	Pct
		3 = A drug or alcohol rehab facility as an outpatient	1	0.00
		8 = Self-help group, Alcoholic/Narcotics Anonymous	5	0.01
		9 = Some other place	28	0.05
		40 = Home, family, friends	10	0.02
		41 = School, college	26	0.05
		42 = Church/religious/spiritual influence	13	0.02
		44 = Halfway house/group home	3	0.01
		45 = Rehab/intervention fac/prgrm, ptnt status unspcfd	8	0.01
		47 = Communt/city/county/state pgm or facil; unspcfd	5	0.01
		48 = Counselor, therapist, psychologist, psychiatrist	34	0.06
		49 = Court-mandated/sponsored program	28	0.05
		55 = Youth-oriented facility/organization/program	5	0.01
		56 = Mental hlth ctr/facility/hosp; ptnt status unspcfd	4	0.01
		58 = Other individual, relationship unspecified	4	0.01
		64 = Methadone clinic/program	14	0.03
		65 = Name of facility/program given	56	0.10
		78 = Outpatient facility; type and reason unspecified	3	0.01
		981 = NEVER USED ALCOHOL OR DRUGS Logically assigned	32	0.06
		985 = BAD DATA Logically assigned	14	0.03
		991 = NEVER USED ALCOHOL OR DRUGS	12721	23.02
		994 = DON'T KNOW	10	0.02
		997 = REFUSED	75	0.14
		998 = BLANK (NO ANSWER)	439	0.79
		999 = LEGITIMATE SKIP	41733	75.51

Was the treatment you received in this other place for your alcohol use, your drug use, or both?

TXYROTAD¹	Len: 2	OTHER PLACE TRMT FOR ALC, DRUGS, OR BOTH	Freq	Pct
		1 = Alcohol use	3	0.01
		2 = Drug use	3	0.01
		3 = Both alcohol and drug use	56	0.10
		81 = NEVER USED ALCOHOL OR DRUGS Logically assigned	32	0.06
		91 = NEVER USED ALCOHOL OR DRUGS	12721	23.02
		97 = REFUSED	73	0.13
		98 = BLANK (NO ANSWER)	473	0.86
		99 = LEGITIMATE SKIP	41910	75.83

During the past 12 months, that is, since [DATEFILL], did you visit a hospital emergency room to receive treatment for your use of cocaine, heroin, marijuana, PCP, LSD, or Methamphetamine?

TXYRVSER¹	Len: 2	EVER VISIT EMER RM FOR TRMT OF ILL DRUG PST 12 MO	Freq	Pct
		1 = Yes	37	0.07
		2 = No	543	0.98
		6 = NEVER USED RELEVANT DRUGS	26	0.05
		81 = NEVER USED ALCOHOL OR DRUGS Logically assigned	32	0.06
		91 = NEVER USED ALCOHOL OR DRUGS	12721	23.02
		94 = DON'T KNOW	1	0.00
		97 = REFUSED	80	0.14
		98 = BLANK (NO ANSWER)	434	0.79
		99 = LEGITIMATE SKIP	41397	74.90

SUBSTANCE TREATMENT

During the past 12 months, how many times did you visit a hospital emergency room to receive treatment for your use of cocaine, heroin, marijuana, PCP, LSD, or Methamphetamine?

TXYRME2¹	Len: 3	# TIMES EMER RM FOR TRMT OF ILL DRUGS PST 12 MOS	Freq	Pct
		RANGE = 1 - 5.....	35	0.06
		31 = 31 or more	1	0.00
		981 = NEVER USED ALCOHOL OR DRUGS Logically assigned	32	0.06
		991 = NEVER USED ALCOHOL OR DRUGS	12721	23.02
		997 = REFUSED	81	0.15
		998 = BLANK (NO ANSWER).....	435	0.79
		999 = LEGITIMATE SKIP	41966	75.93

Are you currently receiving treatment or counseling for your [TXFILL1]?

TXRCVNOW¹	Len: 2	CURRENTLY RECEIVING TRMT/COUNSELING FOR TXFILL1	Freq	Pct
		1 = Yes	428	0.77
		2 = No.....	469	0.85
		81 = NEVER USED ALCOHOL OR DRUGS Logically assigned	32	0.06
		85 = BAD DATA Logically assigned	4	0.01
		89 = LEGITIMATE SKIP Logically assigned.....	1	0.00
		91 = NEVER USED ALCOHOL OR DRUGS.....	12721	23.02
		94 = DON'T KNOW.....	1	0.00
		97 = REFUSED	72	0.13
		98 = BLANK (NO ANSWER).....	416	0.75
		99 = LEGITIMATE SKIP	41127	74.41

NOTE: The variables NDTXNEDR, NDTXALCR, NDTXMJR, NDTXCOCR, NDTXHERR, NDTXHALR, NDTXINHR, NDTXANLR, NDTXTRNR, NDTXSTMR, NDTXSEDR, NDTXSODR, NDTXDG1R, NDTXDG2R, NDTXDG3R, NDTXDG4R, NDTXDG5R, and NDTXEFTR are renamed versions of the following variables from the 1999 survey: NDTXNEED, NDTXALC, NDTXMJ, NDTXCOC, NDTXHER, NDTXHAL, NDTXINH, NDTXANL, NDTXTRAN, NDTXSTIM, NDTXSED, NDTXSOD, NDTXDRG1, NDTXDRG2, NDTXDRG3, NDTXDRG4, NDTXDRG5, and NDTXEFRT. These variables were renamed because changes in the skip logic for 2000 affected whether respondents were asked (or not asked) the questions corresponding to these variables.

During the past 12 months, did you need treatment or counseling for your alcohol or drug use?

NDTXNEDR¹	Len: 2	NEED TRMT FOR USE OF ALCOHOL OR DRUG PAST 12 MOS	Freq	Pct
		1 = Yes	233	0.42
		2 = No.....	40911	74.02
		11 = Yes (TXYREVER=3).....	30	0.05
		12 = No (TXYREVER=3)	70	0.13
		81 = NEVER USED ALCOHOL OR DRUGS Logically assigned	32	0.06
		85 = BAD DATA Logically assigned	1	0.00
		91 = NEVER USED ALCOHOL OR DRUGS.....	12721	23.02
		94 = DON'T KNOW.....	39	0.07
		97 = REFUSED	59	0.11
		98 = BLANK (NO ANSWER).....	276	0.50
		99 = LEGITIMATE SKIP	899	1.63

During the past 12 months, did you need additional treatment or counseling for your alcohol or drug use?

NDTXMORE¹	Len: 2	NEED ADDL TRMT FOR USE OF ALCOHOL/DRUG PST 12 MOS	Freq	Pct
		1 = Yes	39	0.07
		2 = No.....	427	0.77
		81 = NEVER USED ALCOHOL OR DRUGS Logically assigned	32	0.06
		91 = NEVER USED ALCOHOL OR DRUGS.....	12721	23.02
		94 = DON'T KNOW.....	1	0.00
		98 = BLANK (NO ANSWER).....	495	0.90
		99 = LEGITIMATE SKIP	41556	75.19

SUBSTANCE TREATMENT

During the past 12 months, for which of the following drugs did you need additional treatment or counseling?

NDTMRALC¹	Len: 2	NEED ADDL TRMT FOR USE OF ALCOHOL PAST 12 MOS	Freq	Pct
	1 =	Response entered	22	0.04
	6 =	Response not entered.....	16	0.03
	81 =	NEVER USED ALCOHOL OR DRUGS Logically assigned	32	0.06
	91 =	NEVER USED ALCOHOL OR DRUGS.....	12721	23.02
	97 =	REFUSED	1	0.00
	98 =	BLANK (NO ANSWER).....	496	0.90
	99 =	LEGITIMATE SKIP	41983	75.96

NDTMRMJ¹	Len: 2	NEED ADDL TRMT FOR USE OF MJ/HASH PAST 12 MOS	Freq	Pct
	1 =	Response entered	7	0.01
	6 =	Response not entered.....	31	0.06
	81 =	NEVER USED ALCOHOL OR DRUGS Logically assigned	32	0.06
	91 =	NEVER USED ALCOHOL OR DRUGS.....	12721	23.02
	97 =	REFUSED	1	0.00
	98 =	BLANK (NO ANSWER).....	496	0.90
	99 =	LEGITIMATE SKIP	41983	75.96

NDTMRROC¹	Len: 2	NEED ADDL TRMT FOR USE OF COC/CRACK PAST 12 MOS	Freq	Pct
	1 =	Response entered	3	0.01
	6 =	Response not entered.....	35	0.06
	81 =	NEVER USED ALCOHOL OR DRUGS Logically assigned	32	0.06
	91 =	NEVER USED ALCOHOL OR DRUGS.....	12721	23.02
	97 =	REFUSED	1	0.00
	98 =	BLANK (NO ANSWER).....	496	0.90
	99 =	LEGITIMATE SKIP	41983	75.96

NDTMRHER¹	Len: 2	NEED ADDL TRMT FOR USE OF HEROIN PAST 12 MOS	Freq	Pct
	1 =	Response entered	7	0.01
	6 =	Response not entered.....	31	0.06
	81 =	NEVER USED ALCOHOL OR DRUGS Logically assigned	32	0.06
	91 =	NEVER USED ALCOHOL OR DRUGS.....	12721	23.02
	97 =	REFUSED	1	0.00
	98 =	BLANK (NO ANSWER).....	496	0.90
	99 =	LEGITIMATE SKIP	41983	75.96

NDTMRHAL¹	Len: 2	NEED ADDL TRMT FOR USE OF HALLUC PAST 12 MOS	Freq	Pct
	1 =	Response entered	1	0.00
	6 =	Response not entered.....	37	0.07
	81 =	NEVER USED ALCOHOL OR DRUGS Logically assigned	32	0.06
	91 =	NEVER USED ALCOHOL OR DRUGS.....	12721	23.02
	97 =	REFUSED	1	0.00
	98 =	BLANK (NO ANSWER).....	496	0.90
	99 =	LEGITIMATE SKIP	41983	75.96

NDTMRINH¹	Len: 2	NEED ADDL TRMT FOR USE OF INHALANTS PAST 12 MOS	Freq	Pct
	6 =	Response not entered.....	38	0.07
	81 =	NEVER USED ALCOHOL OR DRUGS Logically assigned	32	0.06
	91 =	NEVER USED ALCOHOL OR DRUGS.....	12721	23.02
	97 =	REFUSED	1	0.00
	98 =	BLANK (NO ANSWER).....	496	0.90
	99 =	LEGITIMATE SKIP	41983	75.96

SUBSTANCE TREATMENT

NDTMRANL¹	Len: 2	NEED ADDL TRMT FOR USE OF PAIN REL PST 12 MOS	Freq	Pct
	1 =	Response entered	9	0.02
	6 =	Response not entered.....	29	0.05
	81 =	NEVER USED ALCOHOL OR DRUGS Logically assigned	32	0.06
	91 =	NEVER USED ALCOHOL OR DRUGS	12721	23.02
	97 =	REFUSED	1	0.00
	98 =	BLANK (NO ANSWER).....	496	0.90
	99 =	LEGITIMATE SKIP	41983	75.96

NDTMRTRN¹	Len: 2	NEED ADDL TRMT FOR USE OF TRAN PAST 12 MOS	Freq	Pct
	6 =	Response not entered.....	38	0.07
	81 =	NEVER USED ALCOHOL OR DRUGS Logically assigned	32	0.06
	91 =	NEVER USED ALCOHOL OR DRUGS	12721	23.02
	97 =	REFUSED	1	0.00
	98 =	BLANK (NO ANSWER).....	496	0.90
	99 =	LEGITIMATE SKIP	41983	75.96

NDTMRSTM¹	Len: 2	NEED ADDL TRMT FOR USE OF STIMULANTS PST 12 MOS	Freq	Pct
	6 =	Response not entered.....	38	0.07
	81 =	NEVER USED ALCOHOL OR DRUGS Logically assigned	32	0.06
	91 =	NEVER USED ALCOHOL OR DRUGS	12721	23.02
	97 =	REFUSED	1	0.00
	98 =	BLANK (NO ANSWER).....	496	0.90
	99 =	LEGITIMATE SKIP	41983	75.96

NDTMRSED¹	Len: 2	NEED ADDL TRMT FOR USE OF SEDATIVES PST 12 MOS	Freq	Pct
	1 =	Response entered	1	0.00
	6 =	Response not entered.....	37	0.07
	81 =	NEVER USED ALCOHOL OR DRUGS Logically assigned	32	0.06
	91 =	NEVER USED ALCOHOL OR DRUGS	12721	23.02
	97 =	REFUSED	1	0.00
	98 =	BLANK (NO ANSWER).....	496	0.90
	99 =	LEGITIMATE SKIP	41983	75.96

NDTMROTH¹	Len: 2	NEED ADDL TRMT FOR USE OF SOME OTH DRG PST 12 MOS	Freq	Pct
	1 =	Response entered	3	0.01
	6 =	Response not entered.....	35	0.06
	81 =	NEVER USED ALCOHOL OR DRUGS Logically assigned	32	0.06
	91 =	NEVER USED ALCOHOL OR DRUGS	12721	23.02
	97 =	REFUSED	1	0.00
	98 =	BLANK (NO ANSWER).....	496	0.90
	99 =	LEGITIMATE SKIP	41983	75.96

During the past 12 months did you need treatment or counseling for your use of alcohol?

NDTXALCR¹	Len: 2	NEED TRMT FOR USE OF ALCOHOL PAST 12 MONTHS	Freq	Pct
	1 =	Yes	110	0.20
	2 =	No.....	115	0.21
	11 =	Yes (TXYREVER=3).....	14	0.03
	12 =	No (TXYREVER=3)	13	0.02
	81 =	NEVER USED ALCOHOL OR DRUGS Logically assigned	32	0.06
	91 =	NEVER USED ALCOHOL OR DRUGS	12721	23.02
	97 =	REFUSED	57	0.10
	98 =	BLANK (NO ANSWER).....	41	0.07
	99 =	LEGITIMATE SKIP	42168	76.29

SUBSTANCE TREATMENT

During the past 12 months, did you need treatment or counseling for your use of marijuana or hashish?

NDTXMJR¹	Len: 2	NEED TRMT FOR USE OF MARIJUANA/HASHISH PAST 12 MOS	Freq	Pct
	1 = Yes		36	0.07
	2 = No.....		160	0.29
	11 = Yes (TXYREVER=3).....		7	0.01
	12 = No (TXYREVER=3)		20	0.04
	81 = NEVER USED ALCOHOL OR DRUGS Logically assigned.....		32	0.06
	91 = NEVER USED ALCOHOL OR DRUGS.....		12721	23.02
	97 = REFUSED		36	0.07
	98 = BLANK (NO ANSWER).....		23	0.04
	99 = LEGITIMATE SKIP		42236	76.42

During the past 12 months, did you need treatment or counseling for your use of cocaine or 'crack'?

NDTXCOCR¹	Len: 2	NEED TRMT FOR USE OF COCAINE/CRACK PAST 12 MONTHS	Freq	Pct
	1 = Yes		24	0.04
	2 = No.....		93	0.17
	3 = Yes LOGICALLY ASSIGNED.....		1	0.00
	11 = Yes (TXYREVER=3).....		3	0.01
	12 = No (TXYREVER=3)		12	0.02
	13 = Yes LOGICALLY ASSIGNED (TXYREVER=3)		2	0.00
	81 = NEVER USED ALCOHOL OR DRUGS Logically assigned.....		32	0.06
	91 = NEVER USED ALCOHOL OR DRUGS.....		12721	23.02
	97 = REFUSED		18	0.03
	98 = BLANK (NO ANSWER).....		12	0.02
	99 = LEGITIMATE SKIP		42353	76.63

During the past 12 months, did you need treatment or counseling for your use of heroin?

NDTXHERR¹	Len: 2	NEED TRMT FOR USE OF HEROIN PAST 12 MONTHS	Freq	Pct
	1 = Yes		18	0.03
	2 = No.....		22	0.04
	11 = Yes (TXYREVER=3).....		4	0.01
	12 = No (TXYREVER=3)		3	0.01
	81 = NEVER USED ALCOHOL OR DRUGS Logically assigned.....		32	0.06
	91 = NEVER USED ALCOHOL OR DRUGS.....		12721	23.02
	97 = REFUSED		7	0.01
	98 = BLANK (NO ANSWER).....		23	0.04
	99 = LEGITIMATE SKIP		42441	76.79

During the past 12 months, did you need treatment or counseling for your use of hallucinogens?

NDTXHALR¹	Len: 2	NEED TRMT FOR USE OF HALLUCINOGENS PAST 12 MONTHS	Freq	Pct
	1 = Yes		7	0.01
	2 = No.....		111	0.20
	11 = Yes (TXYREVER=3).....		1	0.00
	12 = No (TXYREVER=3)		15	0.03
	81 = NEVER USED ALCOHOL OR DRUGS Logically assigned.....		32	0.06
	91 = NEVER USED ALCOHOL OR DRUGS.....		12721	23.02
	97 = REFUSED		19	0.03
	98 = BLANK (NO ANSWER).....		99	0.18
	99 = LEGITIMATE SKIP		42266	76.47

SUBSTANCE TREATMENT

During the past 12 months, did you need treatment or counseling for your use of inhalants?

NDTXINHR¹	Len: 2	NEED TRMT FOR USE OF INHALANTS PAST 12 MONTHS	Freq	Pct
	1 = Yes		4	0.01
	2 = No.....		80	0.14
	12 = No (TXYREVER=3)		10	0.02
	81 = NEVER USED ALCOHOL OR DRUGS Logically assigned		32	0.06
	91 = NEVER USED ALCOHOL OR DRUGS.....		12721	23.02
	97 = REFUSED		16	0.03
	98 = BLANK (NO ANSWER).....		68	0.12
	99 = LEGITIMATE SKIP		42340	76.60

During the past 12 months, did you need treatment or counseling for your use of prescription pain relievers?

NDTXANLR¹	Len: 2	NEED TRMT FOR USE OF RX PAIN RELIEVERS PST 12 MOS	Freq	Pct
	1 = Yes		43	0.08
	2 = No.....		88	0.16
	3 = Yes LOGICALLY ASSIGNED.....		2	0.00
	11 = Yes (TXYREVER=3).....		4	0.01
	12 = No (TXYREVER=3)		11	0.02
	81 = NEVER USED ALCOHOL OR DRUGS Logically assigned		32	0.06
	91 = NEVER USED ALCOHOL OR DRUGS.....		12721	23.02
	97 = REFUSED		24	0.04
	98 = BLANK (NO ANSWER).....		122	0.22
	99 = LEGITIMATE SKIP		42224	76.39

During the past 12 months, did you need treatment or counseling for your use of prescription tranquilizers?

NDTXTRNR¹	Len: 2	NEED TRMT FOR USE OF RX TRANQUILIZERS PST 12 MOS	Freq	Pct
	1 = Yes		11	0.02
	2 = No.....		90	0.16
	11 = Yes (TXYREVER=3).....		2	0.00
	12 = No (TXYREVER=3)		12	0.02
	81 = NEVER USED ALCOHOL OR DRUGS Logically assigned		32	0.06
	91 = NEVER USED ALCOHOL OR DRUGS.....		12721	23.02
	97 = REFUSED		15	0.03
	98 = BLANK (NO ANSWER).....		73	0.13
	99 = LEGITIMATE SKIP		42315	76.56

During the past 12 months, did you need treatment or counseling for your use of prescription stimulants?

NDTXSTMR¹	Len: 2	NEED TRMT FOR USE OF RX STIMULANTS PST 12 MOS	Freq	Pct
	1 = Yes		9	0.02
	2 = No.....		63	0.11
	3 = Yes LOGICALLY ASSIGNED.....		9	0.02
	11 = Yes (TXYREVER=3).....		4	0.01
	12 = No (TXYREVER=3)		7	0.01
	81 = NEVER USED ALCOHOL OR DRUGS Logically assigned		32	0.06
	91 = NEVER USED ALCOHOL OR DRUGS.....		12721	23.02
	97 = REFUSED		13	0.02
	98 = BLANK (NO ANSWER).....		65	0.12
	99 = LEGITIMATE SKIP		42348	76.62

SUBSTANCE TREATMENT

During the past 12 months, did you need treatment or counseling for your use of prescription sedatives?

NDTXSEDR¹	Len: 2	NEED TRMT FOR USE OF RX SEDATIVES PST 12 MOS	Freq	Pct
	1 = Yes		6	0.01
	2 = No.....		20	0.04
	3 = Yes LOGICALLY ASSIGNED.....		1	0.00
	12 = No (TXYREVER=3)		3	0.01
	13 = Yes LOGICALLY ASSIGNED (TXYREVER=3)		1	0.00
	81 = NEVER USED ALCOHOL OR DRUGS Logically assigned		32	0.06
	91 = NEVER USED ALCOHOL OR DRUGS.....		12721	23.02
	97 = REFUSED		9	0.02
	98 = BLANK (NO ANSWER).....		69	0.12
	99 = LEGITIMATE SKIP		42409	76.73

During the past 12 months, did you need treatment or counseling for your use of some other drug besides the ones just listed?

NDTXSODR¹	Len: 2	NEED TRMT FOR USE OF SOME OTHER DRUG PAST 12 MOS	Freq	Pct
	1 = Yes		20	0.04
	2 = No.....		169	0.31
	5 = Drug Unknown LOGICALLY ASSIGNED		42	0.08
	11 = Yes (TXYREVER=3).....		5	0.01
	12 = No (TXYREVER=3)		25	0.05
	81 = NEVER USED ALCOHOL OR DRUGS Logically assigned		32	0.06
	91 = NEVER USED ALCOHOL OR DRUGS.....		12721	23.02
	94 = DON'T KNOW.....		1	0.00
	97 = REFUSED		60	0.11
	98 = BLANK (NO ANSWER).....		316	0.57
	99 = LEGITIMATE SKIP		41880	75.77

NDTXDG1R¹	Len: 4	OTHER DRUG NEEDED TRMT FOR PST 12 MOS - SPECIFY 1	Freq	Pct
	174 = Ambien, Stilnox, Zolpidem		1	0.00
	322 = Methamphetamine ("ice" or "crank"), Meth		8	0.01
	336 = Diet pills/medications/drugs; otherwise unspfd		1	0.00
	805 = Cocaine, coca, cocaina, coke, perico		4	0.01
	1006 = Trileptal, Oxcarbazepine		1	0.00
	4046 = Oxycodone or unspecified oxycodone products		1	0.00
	4109 = Suboxone		1	0.00
	8012 = Coriciden <OTC>		1	0.00
	9981 = NEVER USED ALCOHOL OR DRUGS Logically assigned		32	0.06
	9985 = BAD DATA Logically assigned		2	0.00
	9991 = NEVER USED ALCOHOL OR DRUGS.....		12721	23.02
	9994 = DON'T KNOW		2	0.00
	9997 = REFUSED.....		63	0.11
	9998 = BLANK (NO ANSWER).....		359	0.65
	9999 = LEGITIMATE SKIP		42074	76.12

NDTXDG2R¹	Len: 4	OTHER DRUG NEEDED TRMT FOR PST 12 MOS - SPECIFY 2	Freq	Pct
	322 = Methamphetamine ("ice" or "crank"), Meth		2	0.00
	805 = Cocaine, coca, cocaina, coke, perico		1	0.00
	8108 = Atenolol		1	0.00
	9981 = NEVER USED ALCOHOL OR DRUGS Logically assigned		32	0.06
	9985 = BAD DATA Logically assigned		2	0.00
	9991 = NEVER USED ALCOHOL OR DRUGS.....		12721	23.02
	9997 = REFUSED.....		60	0.11
	9998 = BLANK (NO ANSWER).....		378	0.68
	9999 = LEGITIMATE SKIP		42074	76.12

NDTXDG3R¹	Len: 4	OTHER DRUG NEEDED TRMT FOR PST 12 MOS - SPECIFY 3	Freq	Pct
	9981 = NEVER USED ALCOHOL OR DRUGS Logically assigned		32	0.06
	9985 = BAD DATA Logically assigned		1	0.00
	9991 = NEVER USED ALCOHOL OR DRUGS.....		12721	23.02
	9997 = REFUSED.....		60	0.11
	9998 = BLANK (NO ANSWER).....		383	0.69
	9999 = LEGITIMATE SKIP		42074	76.12

SUBSTANCE TREATMENT

NDTXDG4R¹	Len: 4	OTHER DRUG NEEDED TRMT FOR PST 12 MOS - SPECIFY 4	Freq	Pct
		9981 = NEVER USED ALCOHOL OR DRUGS Logically assigned	32	0.06
		9985 = BAD DATA Logically assigned	1	0.00
		9991 = NEVER USED ALCOHOL OR DRUGS.....	12721	23.02
		9997 = REFUSED.....	60	0.11
		9998 = BLANK (NO ANSWER).....	383	0.69
		9999 = LEGITIMATE SKIP	42074	76.12

NDTXDG5R¹	Len: 4	OTHER DRUG NEEDED TRMT FOR PST 12 MOS - SPECIFY 5	Freq	Pct
		9981 = NEVER USED ALCOHOL OR DRUGS Logically assigned	32	0.06
		9985 = BAD DATA Logically assigned	1	0.00
		9991 = NEVER USED ALCOHOL OR DRUGS.....	12721	23.02
		9997 = REFUSED.....	60	0.11
		9998 = BLANK (NO ANSWER).....	383	0.69
		9999 = LEGITIMATE SKIP	42074	76.12

NOTE: NDTXEFTR was assigned a code of 11 if the respondent originally reported making an effort to obtain treatment but at least one of the following occurred: (a) the respondent was logically inferred to have gotten treatment in the past 12 months (TXYREVER=3); or (b) the respondent did not perceive a need for treatment for use of any of the specific drugs that he/she was asked about (i.e., all questions about the perceived need for treatment for specific drugs were answered as "no").

During the past 12 months, did you make an effort to get treatment or counseling for your use of [TXFILL2]?

NDTXEFTR¹	Len: 2	MAKE EFFORT FOR TRMT OF TXFILL2 PAST 12 MONTHS	Freq	Pct
		1 = Yes	65	0.12
		2 = No.....	161	0.29
		11 = Yes (see note)	26	0.05
		12 = No (TXYREVER=3)	11	0.02
		81 = NEVER USED ALCOHOL OR DRUGS Logically assigned	32	0.06
		91 = NEVER USED ALCOHOL OR DRUGS.....	12721	23.02
		97 = REFUSED	59	0.11
		98 = BLANK (NO ANSWER).....	316	0.57
		99 = LEGITIMATE SKIP	41880	75.77

Which of these statements explain why you did not get the treatment or counseling you needed for your use of [TXFILL2]?

NDTXNHCV¹	Len: 2	NOT GET TRMT COULDN'T AFFORD - NO HLTH CARE COVER	Freq	Pct
		1 = Response entered	60	0.11
		6 = Response not entered.....	188	0.34
		11 = Response entered (TXYREVER=3 or NDTXEFTR=11).....	8	0.01
		81 = NEVER USED ALCOHOL OR DRUGS Logically assigned	32	0.06
		91 = NEVER USED ALCOHOL OR DRUGS.....	12721	23.02
		94 = DON'T KNOW.....	5	0.01
		97 = REFUSED	61	0.11
		98 = BLANK (NO ANSWER).....	316	0.57
		99 = LEGITIMATE SKIP	41880	75.77

NDTXLMCV¹	Len: 2	TREATMENT NOT COVERED ON HLTH CARE	Freq	Pct
		1 = Response entered	15	0.03
		6 = Response not entered.....	233	0.42
		11 = Response entered (TXYREVER=3 or NDTXEFTR=11).....	8	0.01
		81 = NEVER USED ALCOHOL OR DRUGS Logically assigned	32	0.06
		91 = NEVER USED ALCOHOL OR DRUGS.....	12721	23.02
		94 = DON'T KNOW.....	5	0.01
		97 = REFUSED	61	0.11
		98 = BLANK (NO ANSWER).....	316	0.57
		99 = LEGITIMATE SKIP	41880	75.77

SUBSTANCE TREATMENT

NDTXNTSP¹	Len: 2	NO TRANSPORTATION, TOO FAR AWAY, NOT CONVENIENT	Freq	Pct
	1 =	Response entered	13	0.02
	3 =	Response entered LOGICALLY ASSIGNED	1	0.00
	6 =	Response not entered	238	0.43
	11 =	Response entered (TXYREVER=3 or NDTXEFTR=11)	4	0.01
	81 =	NEVER USED ALCOHOL OR DRUGS Logically assigned	32	0.06
	91 =	NEVER USED ALCOHOL OR DRUGS	12721	23.02
	94 =	DON'T KNOW	5	0.01
	97 =	REFUSED	61	0.11
	98 =	BLANK (NO ANSWER)	316	0.57
	99 =	LEGITIMATE SKIP	41880	75.77
NDXTXTYPE¹	Len: 2	TREATMENT NOT FOUND FOR TYPE WANTED	Freq	Pct
	1 =	Response entered	12	0.02
	6 =	Response not entered	242	0.44
	11 =	Response entered (TXYREVER=3 or NDTXEFTR=11)	2	0.00
	81 =	NEVER USED ALCOHOL OR DRUGS Logically assigned	32	0.06
	91 =	NEVER USED ALCOHOL OR DRUGS	12721	23.02
	94 =	DON'T KNOW	5	0.01
	97 =	REFUSED	61	0.11
	98 =	BLANK (NO ANSWER)	316	0.57
	99 =	LEGITIMATE SKIP	41880	75.77
NDTXREDY¹	Len: 2	NOT READY TO STOP USING [TXFILL2]	Freq	Pct
	1 =	Response entered	93	0.17
	3 =	Response entered LOGICALLY ASSIGNED	1	0.00
	6 =	Response not entered	155	0.28
	11 =	Response entered (TXYREVER=3 or NDTXEFTR=11)	7	0.01
	81 =	NEVER USED ALCOHOL OR DRUGS Logically assigned	32	0.06
	91 =	NEVER USED ALCOHOL OR DRUGS	12721	23.02
	94 =	DON'T KNOW	5	0.01
	97 =	REFUSED	61	0.11
	98 =	BLANK (NO ANSWER)	316	0.57
	99 =	LEGITIMATE SKIP	41880	75.77
NDTXOPEN¹	Len: 2	NO OPENINGS IN THE PROGRAMS	Freq	Pct
	1 =	Response entered	8	0.01
	6 =	Response not entered	246	0.45
	11 =	Response entered (TXYREVER=3 or NDTXEFTR=11)	2	0.00
	81 =	NEVER USED ALCOHOL OR DRUGS Logically assigned	32	0.06
	91 =	NEVER USED ALCOHOL OR DRUGS	12721	23.02
	94 =	DON'T KNOW	5	0.01
	97 =	REFUSED	61	0.11
	98 =	BLANK (NO ANSWER)	316	0.57
	99 =	LEGITIMATE SKIP	41880	75.77
NDTXWHER¹	Len: 2	DIDN'T KNOW WHERE TO GET TREATMENT	Freq	Pct
	1 =	Response entered	19	0.03
	6 =	Response not entered	235	0.43
	11 =	Response entered (TXYREVER=3 or NDTXEFTR=11)	2	0.00
	81 =	NEVER USED ALCOHOL OR DRUGS Logically assigned	32	0.06
	91 =	NEVER USED ALCOHOL OR DRUGS	12721	23.02
	94 =	DON'T KNOW	5	0.01
	97 =	REFUSED	61	0.11
	98 =	BLANK (NO ANSWER)	316	0.57
	99 =	LEGITIMATE SKIP	41880	75.77

SUBSTANCE TREATMENT

NDTXNBR¹	Len: 2	TREATMENT MIGHT CAUSE NEIGHBRS TO HAVE NEG OPIN	Freq	Pct
	1 = Response entered		27	0.05
	6 = Response not entered.....		227	0.41
	11 = Response entered (TXYREVER=3 or NDTXEFTR=3).....		2	0.00
	81 = NEVER USED ALCOHOL OR DRUGS Logically assigned		32	0.06
	91 = NEVER USED ALCOHOL OR DRUGS.....		12721	23.02
	94 = DON'T KNOW.....		5	0.01
	97 = REFUSED		61	0.11
	98 = BLANK (NO ANSWER).....		316	0.57
	99 = LEGITIMATE SKIP		41880	75.77

NDTXJOB¹	Len: 2	TREATMENT MIGHT HAVE NEG. EFFECT ON JOB	Freq	Pct
	1 = Response entered		25	0.05
	6 = Response not entered.....		230	0.42
	11 = Response entered (TXYREVER=3 or NDTXEFTR=11).....		1	0.00
	81 = NEVER USED ALCOHOL OR DRUGS Logically assigned		32	0.06
	91 = NEVER USED ALCOHOL OR DRUGS.....		12721	23.02
	94 = DON'T KNOW.....		5	0.01
	97 = REFUSED		61	0.11
	98 = BLANK (NO ANSWER).....		316	0.57
	99 = LEGITIMATE SKIP		41880	75.77

Which of these statements explain why you did not get the treatment or counseling you needed for your use of [TXFILL2]?

NDTXNOND¹	Len: 2	YOU DIDN'T THINK YOU NEEDED TREATMENT AT THE TIME	Freq	Pct
	1 = Response entered		13	0.02
	3 = Response entered LOGICALLY ASSIGNED		2	0.00
	6 = Response not entered.....		239	0.43
	11 = Response entered (TXYREVER=3 or NDTXEFTR=11).....		1	0.00
	81 = NEVER USED ALCOHOL OR DRUGS Logically assigned		32	0.06
	91 = NEVER USED ALCOHOL OR DRUGS.....		12721	23.02
	94 = DON'T KNOW.....		5	0.01
	97 = REFUSED		62	0.11
	98 = BLANK (NO ANSWER).....		316	0.57
	99 = LEGITIMATE SKIP		41880	75.77

NDTXHNDL¹	Len: 2	YOU THOUGHT YOU COULD HANDLE THE PROB W/O TREATMT	Freq	Pct
	1 = Response entered		15	0.03
	6 = Response not entered.....		240	0.43
	81 = NEVER USED ALCOHOL OR DRUGS Logically assigned		32	0.06
	91 = NEVER USED ALCOHOL OR DRUGS.....		12721	23.02
	94 = DON'T KNOW.....		5	0.01
	97 = REFUSED		62	0.11
	98 = BLANK (NO ANSWER).....		316	0.57
	99 = LEGITIMATE SKIP		41880	75.77

NDTXNHLP¹	Len: 2	YOU DIDN'T THINK TREATMENT WOULD HELP	Freq	Pct
	1 = Response entered		7	0.01
	6 = Response not entered.....		248	0.45
	81 = NEVER USED ALCOHOL OR DRUGS Logically assigned		32	0.06
	91 = NEVER USED ALCOHOL OR DRUGS.....		12721	23.02
	94 = DON'T KNOW.....		5	0.01
	97 = REFUSED		62	0.11
	98 = BLANK (NO ANSWER).....		316	0.57
	99 = LEGITIMATE SKIP		41880	75.77

SUBSTANCE TREATMENT

NDTXBUSY¹	Len: 2	YOU DIDN'T HAVE TIME (JOB, CHILDCARE, OR OTH COM)	Freq	Pct
	1 =	Response entered	10	0.02
	3 =	Response entered LOGICALLY ASSIGNED	1	0.00
	6 =	Response not entered	243	0.44
	11 =	Response entered (TXYREVER=3 or NDTXEFTTR=11)	1	0.00
	81 =	NEVER USED ALCOHOL OR DRUGS Logically assigned	32	0.06
	91 =	NEVER USED ALCOHOL OR DRUGS	12721	23.02
	94 =	DON'T KNOW	5	0.01
	97 =	REFUSED	62	0.11
	98 =	BLANK (NO ANSWER)	316	0.57
	99 =	LEGITIMATE SKIP	41880	75.77

NDTXFOUT¹	Len: 2	DIDN'T WANT OTHERS TO FIND OUT YOU NEEDED TRMT	Freq	Pct
	1 =	Response entered	10	0.02
	6 =	Response not entered	245	0.44
	81 =	NEVER USED ALCOHOL OR DRUGS Logically assigned	32	0.06
	91 =	NEVER USED ALCOHOL OR DRUGS	12721	23.02
	94 =	DON'T KNOW	5	0.01
	97 =	REFUSED	62	0.11
	98 =	BLANK (NO ANSWER)	316	0.57
	99 =	LEGITIMATE SKIP	41880	75.77

NDTXSOR¹	Len: 2	SOME OTHER REASON OR REASONS	Freq	Pct
	1 =	Response entered	18	0.03
	6 =	Response not entered	231	0.42
	11 =	Response entered (TXYREVER=3 or NDTXEFTTR=11)	7	0.01
	81 =	NEVER USED ALCOHOL OR DRUGS Logically assigned	32	0.06
	91 =	NEVER USED ALCOHOL OR DRUGS	12721	23.02
	94 =	DON'T KNOW	5	0.01
	97 =	REFUSED	61	0.11
	98 =	BLANK (NO ANSWER)	316	0.57
	99 =	LEGITIMATE SKIP	41880	75.77

During the past 12 months, did you make an effort to get additional treatment or counseling for your use of alcohol or any other drug?

NDTMREFT¹	Len: 2	MAKE EFFORT FOR ADDL TRMT FOR ALC/DRG PST 12 MOS	Freq	Pct
	1 =	Yes	29	0.05
	2 =	No	10	0.02
	81 =	NEVER USED ALCOHOL OR DRUGS Logically assigned	32	0.06
	91 =	NEVER USED ALCOHOL OR DRUGS	12721	23.02
	98 =	BLANK (NO ANSWER)	496	0.90
	99 =	LEGITIMATE SKIP	41983	75.96

Which of these statements explain why you did not get the additional treatment or counseling you needed for your use of alcohol or drugs?

NDMRNHCV¹	Len: 2	NOT GET TRMT COULDN'T AFFORD - NO HLTH CARE COVER	Freq	Pct
	1 =	Response entered	13	0.02
	6 =	Response not entered	25	0.05
	81 =	NEVER USED ALCOHOL OR DRUGS Logically assigned	32	0.06
	91 =	NEVER USED ALCOHOL OR DRUGS	12721	23.02
	94 =	DON'T KNOW	1	0.00
	98 =	BLANK (NO ANSWER)	496	0.90
	99 =	LEGITIMATE SKIP	41983	75.96

SUBSTANCE TREATMENT

NDMRLMCV ¹	Len: 2 TREATMENT NOT COVERED ON HLTH CARE		Freq	Pct
	1 = Response entered		6	0.01
	6 = Response not entered.....		32	0.06
	81 = NEVER USED ALCOHOL OR DRUGS Logically assigned		32	0.06
	91 = NEVER USED ALCOHOL OR DRUGS.....	12721	23.02	
	94 = DON'T KNOW.....	1	0.00	
	98 = BLANK (NO ANSWER).....	496	0.90	
	99 = LEGITIMATE SKIP	41983	75.96	
NDMRNTSP ¹	Len: 2 NO TRANSPORTATION, TOO FAR AWAY, NOT CONVENIENT		Freq	Pct
	1 = Response entered		5	0.01
	6 = Response not entered.....		33	0.06
	81 = NEVER USED ALCOHOL OR DRUGS Logically assigned		32	0.06
	91 = NEVER USED ALCOHOL OR DRUGS.....	12721	23.02	
	94 = DON'T KNOW.....	1	0.00	
	98 = BLANK (NO ANSWER).....	496	0.90	
	99 = LEGITIMATE SKIP	41983	75.96	
NDMRTYPE ¹	Len: 2 TREATMENT NOT FOUND FOR TYPE WANTED		Freq	Pct
	1 = Response entered		5	0.01
	6 = Response not entered.....		33	0.06
	81 = NEVER USED ALCOHOL OR DRUGS Logically assigned		32	0.06
	91 = NEVER USED ALCOHOL OR DRUGS.....	12721	23.02	
	94 = DON'T KNOW.....	1	0.00	
	98 = BLANK (NO ANSWER).....	496	0.90	
	99 = LEGITIMATE SKIP	41983	75.96	
NDMRREDY ¹	Len: 2 NOT READY TO STOP USING ALCOHOL OR DRUGS		Freq	Pct
	1 = Response entered		10	0.02
	6 = Response not entered.....		28	0.05
	81 = NEVER USED ALCOHOL OR DRUGS Logically assigned		32	0.06
	91 = NEVER USED ALCOHOL OR DRUGS.....	12721	23.02	
	94 = DON'T KNOW.....	1	0.00	
	98 = BLANK (NO ANSWER).....	496	0.90	
	99 = LEGITIMATE SKIP	41983	75.96	
NDMROPEN ¹	Len: 2 NO OPENINGS IN THE PROGRAMS		Freq	Pct
	1 = Response entered		1	0.00
	6 = Response not entered.....		37	0.07
	81 = NEVER USED ALCOHOL OR DRUGS Logically assigned		32	0.06
	91 = NEVER USED ALCOHOL OR DRUGS.....	12721	23.02	
	94 = DON'T KNOW.....	1	0.00	
	98 = BLANK (NO ANSWER).....	496	0.90	
	99 = LEGITIMATE SKIP	41983	75.96	
NDMRWHER ¹	Len: 2 DIDN'T KNOW WHERE TO GET TREATMENT		Freq	Pct
	1 = Response entered		4	0.01
	6 = Response not entered.....		34	0.06
	81 = NEVER USED ALCOHOL OR DRUGS Logically assigned		32	0.06
	91 = NEVER USED ALCOHOL OR DRUGS.....	12721	23.02	
	94 = DON'T KNOW.....	1	0.00	
	98 = BLANK (NO ANSWER).....	496	0.90	
	99 = LEGITIMATE SKIP	41983	75.96	

SUBSTANCE TREATMENT

NDMRNBR¹	Len: 2	TREATMENT MIGHT CAUSE NEIGHBRS TO HAVE NEG. OPIN	Freq	Pct
	1 =	Response entered	3	0.01
	6 =	Response not entered.....	35	0.06
	81 =	NEVER USED ALCOHOL OR DRUGS Logically assigned	32	0.06
	91 =	NEVER USED ALCOHOL OR DRUGS.....	12721	23.02
	94 =	DON'T KNOW.....	1	0.00
	98 =	BLANK (NO ANSWER).....	496	0.90
	99 =	LEGITIMATE SKIP	41983	75.96

NDMRJOB¹	Len: 2	TREATMENT MIGHT HAVE NEG. EFFECT ON JOB	Freq	Pct
	1 =	Response entered	2	0.00
	6 =	Response not entered.....	36	0.07
	81 =	NEVER USED ALCOHOL OR DRUGS Logically assigned	32	0.06
	91 =	NEVER USED ALCOHOL OR DRUGS.....	12721	23.02
	94 =	DON'T KNOW.....	1	0.00
	98 =	BLANK (NO ANSWER).....	496	0.90
	99 =	LEGITIMATE SKIP	41983	75.96

Which of these statements explain why you did not get the additional treatment or counseling you needed for your use of alcohol or drugs?

NDMRNOND¹	Len: 2	YOU DIDN'T THINK YOU NEEDED TREATMENT AT THE TIME	Freq	Pct
	1 =	Response entered	1	0.00
	6 =	Response not entered.....	37	0.07
	81 =	NEVER USED ALCOHOL OR DRUGS Logically assigned	32	0.06
	91 =	NEVER USED ALCOHOL OR DRUGS.....	12721	23.02
	94 =	DON'T KNOW.....	1	0.00
	98 =	BLANK (NO ANSWER).....	496	0.90
	99 =	LEGITIMATE SKIP	41983	75.96

NDMRHNDL¹	Len: 2	YOU THOUGHT YOU COULD HANDLE THE PROB W/O TREATMT	Freq	Pct
	1 =	Response entered	1	0.00
	6 =	Response not entered.....	37	0.07
	81 =	NEVER USED ALCOHOL OR DRUGS Logically assigned	32	0.06
	91 =	NEVER USED ALCOHOL OR DRUGS.....	12721	23.02
	94 =	DON'T KNOW.....	1	0.00
	98 =	BLANK (NO ANSWER).....	496	0.90
	99 =	LEGITIMATE SKIP	41983	75.96

NDMRNHLP¹	Len: 2	YOU DIDN'T THINK TREATMENT WOULD HELP	Freq	Pct
	1 =	Response entered	1	0.00
	6 =	Response not entered.....	37	0.07
	81 =	NEVER USED ALCOHOL OR DRUGS Logically assigned	32	0.06
	91 =	NEVER USED ALCOHOL OR DRUGS.....	12721	23.02
	94 =	DON'T KNOW.....	1	0.00
	98 =	BLANK (NO ANSWER).....	496	0.90
	99 =	LEGITIMATE SKIP	41983	75.96

NDMRBUSY¹	Len: 2	YOU DIDN'T HAVE TIME (JOB, CHILDCARE, OR OTH COM)	Freq	Pct
	6 =	Response not entered.....	38	0.07
	81 =	NEVER USED ALCOHOL OR DRUGS Logically assigned	32	0.06
	91 =	NEVER USED ALCOHOL OR DRUGS.....	12721	23.02
	94 =	DON'T KNOW.....	1	0.00
	98 =	BLANK (NO ANSWER).....	496	0.90
	99 =	LEGITIMATE SKIP	41983	75.96

SUBSTANCE TREATMENT

NDMRFOUT¹	Len: 2	DIDN'T WANT OTHERS TO FIND OUT YOU NEEDED TRMT	Freq	Pct
	6 =	Response not entered.....	38	0.07
	81 =	NEVER USED ALCOHOL OR DRUGS Logically assigned.....	32	0.06
	91 =	NEVER USED ALCOHOL OR DRUGS.....	12721	23.02
	94 =	DON'T KNOW.....	1	0.00
	98 =	BLANK (NO ANSWER).....	496	0.90
	99 =	LEGITIMATE SKIP.....	41983	75.96

NDMRSOR¹	Len: 2	SOME OTHER REASON OR REASONS	Freq	Pct
	1 =	Response entered.....	4	0.01
	6 =	Response not entered.....	34	0.06
	81 =	NEVER USED ALCOHOL OR DRUGS Logically assigned.....	32	0.06
	91 =	NEVER USED ALCOHOL OR DRUGS.....	12721	23.02
	94 =	DON'T KNOW.....	1	0.00
	98 =	BLANK (NO ANSWER).....	496	0.90
	99 =	LEGITIMATE SKIP.....	41983	75.96

How long has it been since you were last in treatment or counseling for your alcohol or drug use, not counting cigarettes?

TXLASREC¹	Len: 2	TIME SINCE LAST RCVD ALCOHOL OR DRUG TREATMENT	Freq	Pct
	1 =	Within past 30 days -- that is, since [DATEFILL]	73	0.13
	2 =	More than 30 days ago but within the past 12 mos.....	336	0.61
	3 =	More than 12 months ago.....	2095	3.79
	7 =	Still in treatment LOG ASSN (TXRCVNOW=1)	428	0.77
	8 =	Treatment in past year LOGICALLY ASSIGNED	163	0.29
	9 =	Treatment in lifetime LOGICALLY ASSIGNED.....	3	0.01
	13 =	Treatment > 12 mos ago LOG ASSN (TXYREVER=2).....	25	0.05
	81 =	NEVER USED ALCOHOL OR DRUGS Logically assigned.....	32	0.06
	91 =	NEVER USED ALCOHOL OR DRUGS.....	12721	23.02
	97 =	REFUSED	71	0.13
	98 =	BLANK (NO ANSWER).....	316	0.57
	99 =	LEGITIMATE SKIP	39008	70.58

SUBSTANCE TREATMENT

NOTE: For most of the remaining questions in the SUBSTANCE TREATMENT module, the wording differed depending on whether respondents previously reported that they were still in treatment or that they were no longer in treatment. Where two question wordings appear for a given variable, the first wording was what respondents received if they reported that they were no longer in treatment. The second wording was what respondents received if they reported that they were still in treatment.

What was the main place where you received treatment the last time you started treatment for your alcohol or other drug use, not counting cigarettes?

What is the main place where you are currently receiving treatment for your alcohol or other drug use, not counting cigarettes?

TXLYMN2 ¹	Len: 3	MAIN PLACE RCV TRMT LAST TIME/CURRENTLY	Freq	Pct
1	=	A hospital overnight as an inpatient.....	33	0.06
2	=	A res drug/alcohol rehab facility overnight.....	98	0.18
3	=	A drug or alcohol rehab facility as an outpatient.....	175	0.32
4	=	A mental health center or facility as outpatient.....	122	0.22
5	=	An emergency room.....	8	0.01
6	=	A private doctor's office.....	82	0.15
7	=	A prison or jail.....	14	0.03
8	=	Self-help group, Alcoholic/Narcotics Anonymous.....	190	0.34
9	=	Some other place.....	45	0.08
40	=	Home, family, friends.....	9	0.02
41	=	School, college.....	23	0.04
42	=	Church/religious/spiritual influence.....	3	0.01
45	=	Rehab/intervention fac/prgrm, ptnt status unspcfd.....	3	0.01
48	=	Counselor, therapist, psychologist, psychiatrist.....	26	0.05
49	=	Court-mandated/sponsored program.....	17	0.03
55	=	Youth-oriented facility/organization/program.....	3	0.01
64	=	Methadone clinic/program.....	8	0.01
65	=	Name of facility/program given.....	21	0.04
981	=	NEVER USED ALCOHOL OR DRUGS Logically assigned.....	32	0.06
985	=	BAD DATA Logically assigned.....	4	0.01
989	=	LEGITIMATE SKIP Logically assigned.....	1	0.00
991	=	NEVER USED ALCOHOL OR DRUGS.....	12721	23.02
994	=	DON'T KNOW.....	6	0.01
997	=	REFUSED.....	84	0.15
998	=	BLANK (NO ANSWER).....	416	0.75
999	=	LEGITIMATE SKIP.....	41127	74.41

The last time you entered treatment, did you receive treatment or counseling for your use of alcohol?

Are you currently receiving treatment or counseling for your use of alcohol?

TXLYALC ¹	Len: 2	LAST/CURRENT TREATMENT FOR ALCOHOL	Freq	Pct
1	=	Yes.....	483	0.87
2	=	No.....	340	0.62
3	=	Yes LOGICALLY ASSIGNED.....	5	0.01
5	=	Yes LOG ASSN (TXRADG = 1).....	43	0.08
6	=	NEVER USED ALCOHOL (TXEVER = 1).....	19	0.03
81	=	NEVER USED ALCOHOL OR DRUGS Logically assigned.....	32	0.06
85	=	BAD DATA Logically assigned.....	4	0.01
89	=	LEGITIMATE SKIP Logically assigned (TXEVER=2).....	1	0.00
91	=	NEVER USED ALCOHOL OR DRUGS.....	12721	23.02
97	=	REFUSED.....	78	0.14
98	=	BLANK (NO ANSWER).....	418	0.76
99	=	LEGITIMATE SKIP (TXEVER=2/TXYREVER=2,4).....	41127	74.41

SUBSTANCE TREATMENT

The last time you entered treatment, did you receive treatment or counseling for your use of marijuana or hashish?

Are you currently receiving treatment or counseling for your use of marijuana or hashish?

TXLTYMJ¹	Len: 2	LAST/CURRENT TREATMENT FOR MARIJUANA/HASHISH	Freq	Pct
		1 = Yes	295	0.53
		2 = No.....	511	0.92
		3 = Yes LOGICALLY ASSIGNED.....	3	0.01
		6 = NEVER USED MARIJUANA (TXEVER = 1).....	102	0.18
		81 = NEVER USED ALCOHOL OR DRUGS Logically assigned.....	32	0.06
		85 = BAD DATA Logically assigned.....	4	0.01
		89 = LEGITIMATE SKIP Logically assigned (TXEVER=2)	1	0.00
		91 = NEVER USED ALCOHOL OR DRUGS.....	12721	23.02
		94 = DON'T KNOW.....	1	0.00
		97 = REFUSED	74	0.13
		98 = BLANK (NO ANSWER).....	400	0.72
		99 = LEGITIMATE SKIP (TXEVER=2/TXYREVER=2,4)	41127	74.41

The last time you entered treatment, did you receive treatment or counseling for your use of cocaine or 'crack'?

Are you currently receiving treatment or counseling for your use of cocaine or 'crack'?

TXLTYCOC¹	Len: 2	LAST/CURRENT TREATMENT FOR COCAINE/CRACK	Freq	Pct
		1 = Yes	133	0.24
		2 = No.....	356	0.64
		3 = Yes LOGICALLY ASSIGNED.....	2	0.00
		6 = NEVER USED COCAINE (TXEVER = 1).....	466	0.84
		81 = NEVER USED ALCOHOL OR DRUGS Logically assigned.....	32	0.06
		85 = BAD DATA Logically assigned.....	1	0.00
		91 = NEVER USED ALCOHOL OR DRUGS.....	12721	23.02
		97 = REFUSED	74	0.13
		98 = BLANK (NO ANSWER).....	358	0.65
		99 = LEGITIMATE SKIP (TXEVER=2/TXYREVER=2,4)	41128	74.41

The last time you entered treatment, did you receive treatment or counseling for your use of heroin?

Are you currently receiving treatment or counseling for your use of heroin?

TXLTYHER¹	Len: 2	LAST/CURRENT TREATMENT FOR HEROIN	Freq	Pct
		1 = Yes	139	0.25
		2 = No.....	68	0.12
		3 = Yes LOGICALLY ASSIGNED.....	1	0.00
		6 = NEVER USED HEROIN (TXEVER = 1)	778	1.41
		81 = NEVER USED ALCOHOL OR DRUGS Logically assigned.....	32	0.06
		91 = NEVER USED ALCOHOL OR DRUGS.....	12721	23.02
		97 = REFUSED	74	0.13
		98 = BLANK (NO ANSWER).....	330	0.60
		99 = LEGITIMATE SKIP (TXEVER=2/TXYREVER=2,4)	41128	74.41

The last time you entered treatment, did you receive treatment or counseling for your use of hallucinogens?

Are you currently receiving treatment or counseling for your use of hallucinogens?

TXLTYHAL¹	Len: 2	LAST/CURRENT TREATMENT FOR HALLUCINOGENS	Freq	Pct
		1 = Yes	75	0.14
		2 = No.....	422	0.76
		4 = No LOGICALLY ASSIGNED	1	0.00
		6 = NEVER USED HALLUCINOGENS (TXEVER = 1)	456	0.83
		81 = NEVER USED ALCOHOL OR DRUGS Logically assigned.....	32	0.06
		85 = BAD DATA Logically assigned.....	2	0.00
		91 = NEVER USED ALCOHOL OR DRUGS.....	12721	23.02
		97 = REFUSED	74	0.13
		98 = BLANK (NO ANSWER).....	360	0.65
		99 = LEGITIMATE SKIP (TXEVER=2/TXYREVER=2,4)	41128	74.41

SUBSTANCE TREATMENT

The last time you entered treatment, did you receive treatment or counseling for your use of inhalants?

Are you currently receiving treatment or counseling for your use of inhalants?

TXLTYINH¹	Len: 2	LAST/CURRENT TREATMENT FOR INHALANTS	Freq	Pct
	1 =	Yes	46	0.08
	2 =	No.....	246	0.45
	4 =	No LOGICALLY ASSIGNED	1	0.00
	6 =	NEVER USED INHALANTS (TXEVER = 1)	679	1.23
	81 =	NEVER USED ALCOHOL OR DRUGS Logically assigned	32	0.06
	85 =	BAD DATA Logically assigned	2	0.00
	91 =	NEVER USED ALCOHOL OR DRUGS.....	12721	23.02
	97 =	REFUSED	73	0.13
	98 =	BLANK (NO ANSWER).....	343	0.62
	99 =	LEGITIMATE SKIP (TXEVER=2/TXYREVER=2,4)	41128	74.41

The last time you entered treatment, did you receive treatment or counseling for your use of prescription pain relievers?

Are you currently receiving treatment or counseling for your use of prescription pain relievers?

TXLTYANL¹	Len: 2	LAST/CURRENT TRMT FOR PRESCRIPTION PAIN RELIEVERS	Freq	Pct
	1 =	Yes	204	0.37
	2 =	No.....	328	0.59
	3 =	Yes LOGICALLY ASSIGNED.....	1	0.00
	4 =	No LOGICALLY ASSIGNED	1	0.00
	6 =	NEVER USED PAIN RELIEVERS (TXEVER = 1)	412	0.75
	81 =	NEVER USED ALCOHOL OR DRUGS Logically assigned	32	0.06
	85 =	BAD DATA Logically assigned	3	0.01
	91 =	NEVER USED ALCOHOL OR DRUGS.....	12721	23.02
	97 =	REFUSED	75	0.14
	98 =	BLANK (NO ANSWER).....	366	0.66
	99 =	LEGITIMATE SKIP (TXEVER=2/TXYREVER=2,4)	41128	74.41

The last time you entered treatment, did you receive treatment or counseling for your use of prescription tranquilizers?

Are you currently receiving treatment or counseling for your use of prescription tranquilizers?

TXLTYTRN¹	Len: 2	LAST/CURRENT TRMT FOR PRESCRIPTION TRANQUILIZERS	Freq	Pct
	1 =	Yes	92	0.17
	2 =	No.....	317	0.57
	3 =	Yes LOGICALLY ASSIGNED.....	9	0.02
	4 =	No LOGICALLY ASSIGNED	1	0.00
	6 =	NEVER USED TRANQUILIZERS (TXEVER = 1)	545	0.99
	81 =	NEVER USED ALCOHOL OR DRUGS Logically assigned	32	0.06
	85 =	BAD DATA Logically assigned	2	0.00
	91 =	NEVER USED ALCOHOL OR DRUGS.....	12721	23.02
	97 =	REFUSED	75	0.14
	98 =	BLANK (NO ANSWER).....	349	0.63
	99 =	LEGITIMATE SKIP (TXEVER=2/TXYREVER=2,4)	41128	74.41

The last time you entered treatment, did you receive treatment or counseling for your use of prescription stimulants?

Are you currently receiving treatment or counseling for your use of prescription stimulants?

TXLTYSTM¹	Len: 2	LAST/CURRENT TRMT FOR PRESCRIPTION STIMULANTS	Freq	Pct
	1 =	Yes	77	0.14
	2 =	No.....	213	0.39
	3 =	Yes LOGICALLY ASSIGNED.....	30	0.05
	6 =	NEVER USED STIMULANTS (TXEVER = 1)	649	1.17
	81 =	NEVER USED ALCOHOL OR DRUGS Logically assigned	32	0.06
	85 =	BAD DATA Logically assigned	2	0.00
	91 =	NEVER USED ALCOHOL OR DRUGS.....	12721	23.02
	97 =	REFUSED	74	0.13
	98 =	BLANK (NO ANSWER).....	345	0.62
	99 =	LEGITIMATE SKIP (TXEVER=2/TXYREVER=2,4)	41128	74.41

SUBSTANCE TREATMENT

The last time you entered treatment, did you receive treatment or counseling for your use of prescription sedatives?

Are you currently receiving treatment or counseling for your use of prescription sedatives?

TXLTYSOD¹	Len: 2	LAST/CURRENT TRMT FOR PRESCRIPTION SEDATIVES	Freq	Pct
	1 =	Yes	27	0.05
	2 =	No	72	0.13
	3 =	Yes LOGICALLY ASSIGNED.....	1	0.00
	6 =	NEVER USED SEDATIVES (TXEVER = 1)	889	1.61
	81 =	NEVER USED ALCOHOL OR DRUGS Logically assigned	32	0.06
	85 =	BAD DATA Logically assigned	1	0.00
	91 =	NEVER USED ALCOHOL OR DRUGS.....	12721	23.02
	97 =	REFUSED	73	0.13
	98 =	BLANK (NO ANSWER).....	327	0.59
	99 =	LEGITIMATE SKIP (TXEVER=2/TXYREVER=2,4)	41128	74.41

The last time you entered treatment, did you receive treatment or counseling for your use of any other drug?

Are you currently receiving treatment or counseling for your use of any other drug?

TXLTYSOD¹	Len: 2	LAST/CURRENT TRMT FOR SOME OTHER DRUG	Freq	Pct
	1 =	Yes	120	0.22
	2 =	No	722	1.31
	3 =	Yes LOGICALLY ASSIGNED.....	5	0.01
	5 =	Treatment drug unknown, LOGICALLY ASSIGNED.....	21	0.04
	7 =	Treatment drug/alc unknown LOG ASSN.....	24	0.04
	81 =	NEVER USED ALCOHOL OR DRUGS Logically assigned	32	0.06
	85 =	BAD DATA Logically assigned	4	0.01
	89 =	LEGITIMATE SKIP Logically assigned.....	1	0.00
	91 =	NEVER USED ALCOHOL OR DRUGS.....	12721	23.02
	97 =	REFUSED	78	0.14
	98 =	BLANK (NO ANSWER).....	416	0.75
	99 =	LEGITIMATE SKIP	41127	74.41

What was the outcome of the treatment or counseling you last received?

TXLTYOU2¹	Len: 2	OUTCOME OF LAST/CURRENT TREATMENT	Freq	Pct
	1 =	You are still in treatment	428	0.77
	2 =	You successfully completed treatment	325	0.59
	3 =	You left because you had a problem with program.....	23	0.04
	4 =	You left b/c you couldn't afford to continue.....	16	0.03
	5 =	You left because your family needed you.....	11	0.02
	6 =	You left because you began using drugs again	24	0.04
	7 =	Your last treatment had some other outcome.....	22	0.04
	41 =	You left because you didn't need/want treatment	3	0.01
	81 =	NEVER USED ALCOHOL OR DRUGS Logically assigned	32	0.06
	85 =	BAD DATA Logically assigned	28	0.05
	89 =	LEGITIMATE SKIP Logically assigned.....	1	0.00
	91 =	NEVER USED ALCOHOL OR DRUGS.....	12721	23.02
	94 =	DON'T KNOW.....	8	0.01
	97 =	REFUSED	82	0.15
	98 =	BLANK (NO ANSWER).....	420	0.76
	99 =	LEGITIMATE SKIP	41127	74.41

SUBSTANCE TREATMENT

How long did you stay in treatment for your alcohol or drug use during your last treatment at [FILL IN ANSWER FROM TX25]?

How long have you been in treatment for your alcohol or drug use at [FILL IN ANSWER FROM TX25] so far?

How long did you stay in treatment for your alcohol or drug use during your last treatment?

How long have you been in treatment for your alcohol or drug use so far?

Please indicate whether you want to give your answer in days, months, or years.

How many days have you been in treatment for your alcohol or drug use so far?

How many days did you stay in treatment for your alcohol or drug use the last time?

How many months have you been in treatment for your alcohol or drug use so far?

How many months did you stay in treatment for your alcohol or drug use the last time?

How many years have you been in treatment for your alcohol or drug use so far?

How many years did you stay in treatment for your alcohol or drug use the last time?

TXLTUDU2¹	Len: 5	# DAYS IN ALC/DRG TMT SO FAR/LAST TIME - RECODE	Freq	Pct
		RANGE = 1 - 30.....	261	0.47
		31 = 31 or more	599	1.08
		99981 = NEVER USED ALCOHOL OR DRUGS Logically assigned	32	0.06
		99985 = BAD DATA Logically assigned	4	0.01
		99989 = LEGITIMATE SKIP Logically assigned	1	0.00
		99991 = NEVER USED ALCOHOL OR DRUGS	12721	23.02
		99994 = DON'T KNOW	18	0.03
		99997 = REFUSED	92	0.17
		99998 = BLANK (NO ANSWER)	416	0.75
		99999 = LEGITIMATE SKIP	41127	74.41

Did private health insurance pay for the last treatment you received, even if it paid only part of the cost?

Will private health insurance pay for the treatment you are currently receiving, even if it pays only part of the cost?

TXPYINS¹	Len: 2	HEALTH INSURANCE PAY FOR LAST/CURRENT TRMT	Freq	Pct
		1 = Yes	337	0.61
		2 = No	517	0.94
		3 = Yes LOGICALLY ASSIGNED	2	0.00
		81 = NEVER USED ALCOHOL OR DRUGS Logically assigned	32	0.06
		85 = BAD DATA Logically assigned	7	0.01
		89 = LEGITIMATE SKIP Logically assigned	1	0.00
		91 = NEVER USED ALCOHOL OR DRUGS	12721	23.02
		94 = DON'T KNOW	29	0.05
		97 = REFUSED	82	0.15
		98 = BLANK (NO ANSWER)	416	0.75
		99 = LEGITIMATE SKIP	41127	74.41

Did Medicare pay for the last treatment you received, even if it paid only part of the cost?

Will Medicare pay for the treatment you are currently receiving, even if it pays only part of the cost?

TXPYCARE¹	Len: 2	MEDICARE PAY FOR LAST/CURRENT TRMT	Freq	Pct
		1 = Yes	189	0.34
		2 = No	642	1.16
		81 = NEVER USED ALCOHOL OR DRUGS Logically assigned	32	0.06
		85 = BAD DATA Logically assigned	7	0.01
		89 = LEGITIMATE SKIP Logically assigned	1	0.00
		91 = NEVER USED ALCOHOL OR DRUGS	12721	23.02
		94 = DON'T KNOW	53	0.10
		97 = REFUSED	83	0.15
		98 = BLANK (NO ANSWER)	416	0.75
		99 = LEGITIMATE SKIP	41127	74.41

SUBSTANCE TREATMENT

Did Medicaid pay for the last treatment you received, even if it paid only part of the cost?

Will Medicaid pay for the treatment you are currently receiving, even if it pays only part of the cost?

TXPYCAID¹	Len: 2	MEDICAID PAY FOR LAST/CURRENT TRMT	Freq	Pct
	1 = Yes		212	0.38
	2 = No		620	1.12
	81 = NEVER USED ALCOHOL OR DRUGS Logically assigned		32	0.06
	85 = BAD DATA Logically assigned		7	0.01
	89 = LEGITIMATE SKIP Logically assigned		1	0.00
	91 = NEVER USED ALCOHOL OR DRUGS		12721	23.02
	94 = DON'T KNOW		51	0.09
	97 = REFUSED		84	0.15
	98 = BLANK (NO ANSWER)		416	0.75
	99 = LEGITIMATE SKIP		41127	74.41

Did a public assistance program other than Medicaid pay for the last treatment you received, even if it paid only part of the cost?

Will a public assistance program other than Medicaid pay for the treatment you are currently receiving, even if it pays only part of the cost?

TXPYPUBP¹	Len: 2	OTH PUBLIC ASSIST PAY FOR LAST/CURRENT TRMT	Freq	Pct
	1 = Yes		185	0.33
	2 = No		637	1.15
	81 = NEVER USED ALCOHOL OR DRUGS Logically assigned		32	0.06
	85 = BAD DATA Logically assigned		7	0.01
	89 = LEGITIMATE SKIP Logically assigned		1	0.00
	91 = NEVER USED ALCOHOL OR DRUGS		12721	23.02
	94 = DON'T KNOW		62	0.11
	97 = REFUSED		83	0.15
	98 = BLANK (NO ANSWER)		416	0.75
	99 = LEGITIMATE SKIP		41127	74.41

Did you use your own savings or earnings to pay for the last treatment you received, even if you paid only part of the cost?

Will you use your own savings or earnings to pay for the treatment you are currently receiving, even if you pay only part of the cost?

TXPYSAVE¹	Len: 2	OWN SAVINGS PAY FOR LAST/CURRENT TRMT	Freq	Pct
	1 = Yes		398	0.72
	2 = No		468	0.85
	3 = Yes LOGICALLY ASSIGNED		3	0.01
	81 = NEVER USED ALCOHOL OR DRUGS Logically assigned		32	0.06
	85 = BAD DATA Logically assigned		7	0.01
	89 = LEGITIMATE SKIP Logically assigned		1	0.00
	91 = NEVER USED ALCOHOL OR DRUGS		12721	23.02
	94 = DON'T KNOW		14	0.03
	97 = REFUSED		84	0.15
	98 = BLANK (NO ANSWER)		416	0.75
	99 = LEGITIMATE SKIP		41127	74.41

Did family members pay for the last treatment you received, even if they paid only part of the cost?

Will family members pay for the treatment you are currently receiving, even if they pay only part of the cost?

TXPYFMLY¹	Len: 2	FAMILY MEMBERS PAY FOR LAST/CURRENT TRMT	Freq	Pct
	1 = Yes		241	0.44
	2 = No		632	1.14
	3 = Yes LOGICALLY ASSIGNED		1	0.00
	81 = NEVER USED ALCOHOL OR DRUGS Logically assigned		32	0.06
	85 = BAD DATA Logically assigned		7	0.01
	89 = LEGITIMATE SKIP Logically assigned		1	0.00
	91 = NEVER USED ALCOHOL OR DRUGS		12721	23.02
	94 = DON'T KNOW		11	0.02
	97 = REFUSED		82	0.15
	98 = BLANK (NO ANSWER)		416	0.75
	99 = LEGITIMATE SKIP		41127	74.41

SUBSTANCE TREATMENT

Did the courts pay for the last treatment you received, even if it paid only part of the cost?

Will the courts pay for the treatment you are currently receiving, even if it pays only part of the cost?

TXPYCORT¹	Len: 2	COURTS PAY FOR LAST/CURRENT TRMT	Freq	Pct
	1 =	Yes	103	0.19
	2 =	No	760	1.38
	3 =	Yes LOGICALLY ASSIGNED	3	0.01
	81 =	NEVER USED ALCOHOL OR DRUGS Logically assigned	32	0.06
	85 =	BAD DATA Logically assigned	7	0.01
	89 =	LEGITIMATE SKIP Logically assigned	1	0.00
	91 =	NEVER USED ALCOHOL OR DRUGS	12721	23.02
	94 =	DON'T KNOW	19	0.03
	97 =	REFUSED	82	0.15
	98 =	BLANK (NO ANSWER)	416	0.75
	99 =	LEGITIMATE SKIP	41127	74.41

Did CHAMPUS or TRICARE, CHAMPVA, the VA, or some other military health care pay for the last treatment you received, even if it paid only part of the cost?

Will CHAMPUS or TRICARE, CHAMPVA, the VA, or some other military health care pay for the treatment you are currently receiving, even if it pays only part of the cost?

TXPYMILC¹	Len: 2	MILITARY HLTH CARE PAY FOR LAST/CURRENT TRMT	Freq	Pct
	1 =	Yes	38	0.07
	2 =	No	802	1.45
	3 =	Yes LOGICALLY ASSIGNED	2	0.00
	81 =	NEVER USED ALCOHOL OR DRUGS Logically assigned	32	0.06
	85 =	BAD DATA Logically assigned	7	0.01
	89 =	LEGITIMATE SKIP Logically assigned	1	0.00
	91 =	NEVER USED ALCOHOL OR DRUGS	12721	23.02
	94 =	DON'T KNOW	43	0.08
	97 =	REFUSED	82	0.15
	98 =	BLANK (NO ANSWER)	416	0.75
	99 =	LEGITIMATE SKIP	41127	74.41

Did your employer pay for the last treatment you received, even if it paid only part of the cost?

Will your employer pay for the treatment you are currently receiving, even if it pays only part of the cost?

TXPYEMPL¹	Len: 2	EMPLOYER PAY FOR LAST/CURRENT TRMT	Freq	Pct
	1 =	Yes	33	0.06
	2 =	No	827	1.50
	3 =	Yes LOGICALLY ASSIGNED	2	0.00
	81 =	NEVER USED ALCOHOL OR DRUGS Logically assigned	32	0.06
	85 =	BAD DATA Logically assigned	7	0.01
	89 =	LEGITIMATE SKIP Logically assigned	1	0.00
	91 =	NEVER USED ALCOHOL OR DRUGS	12721	23.02
	94 =	DON'T KNOW	21	0.04
	97 =	REFUSED	84	0.15
	98 =	BLANK (NO ANSWER)	416	0.75
	99 =	LEGITIMATE SKIP	41127	74.41

SUBSTANCE TREATMENT

Was your last treatment paid for by some other source besides those that have been listed?

Will the treatment you are currently receiving be paid for by some other source besides those that have been listed?

TXPYSOS¹	Len: 2	SOME OTHER SOURCE PAY FOR LAST/CURRENT TRMT	Freq	Pct
		1 = Yes	105	0.19
		2 = No.....	729	1.32
		4 = No LOG ASSN (free trmt specified).....	1	0.00
		5 = Yes, payment source not specified LOG ASSN.....	25	0.05
		81 = NEVER USED ALCOHOL OR DRUGS Logically assigned	32	0.06
		85 = BAD DATA Logically assigned	5	0.01
		89 = LEGITIMATE SKIP Logically assigned.....	1	0.00
		91 = NEVER USED ALCOHOL OR DRUGS.....	12721	23.02
		94 = DON'T KNOW.....	28	0.05
		97 = REFUSED	81	0.15
		98 = BLANK (NO ANSWER).....	416	0.75
		99 = LEGITIMATE SKIP	41127	74.41

TXPYSP2¹	Len: 2	OTHER PAY FOR LAST/CURRENT TRMT - SPECIFY	Freq	Pct
		1 = Private health insurance.....	15	0.03
		4 = Public assistance program other than Medicaid	2	0.00
		5 = Own savings or earnings.....	9	0.02
		6 = Family members	2	0.00
		7 = Courts.....	11	0.02
		8 = CHAMPUS, TRICARE, CHAMPVA, VA, othr military hlth.....	2	0.00
		9 = Employer	2	0.00
		10 = Free.....	1	0.00
		12 = Friend/neighbor/sponsor/stipend	6	0.01
		14 = School	10	0.02
		15 = Treatment program/facility/provider	3	0.01
		16 = Indian Health Service/BIA/Tribe	3	0.01
		19 = Public assistance, welfare; otherwise unspecified	11	0.02
		81 = NEVER USED ALCOHOL OR DRUGS Logically assigned	32	0.06
		85 = BAD DATA Logically assigned	12	0.02
		89 = LEGITIMATE SKIP Logically assigned.....	1	0.00
		91 = NEVER USED ALCOHOL OR DRUGS.....	12721	23.02
		94 = DON'T KNOW.....	15	0.03
		97 = REFUSED	87	0.16
		98 = BLANK (NO ANSWER).....	469	0.85
		99 = LEGITIMATE SKIP	41857	75.73

Was the last treatment you received free?

Is the treatment you are currently receiving free?

TXPYFRE¹	Len: 2	LAST/CURRENT TREATMENT WAS/IS FREE	Freq	Pct
		1 = Yes	70	0.13
		2 = No.....	25	0.05
		3 = Yes LOGICALLY ASSIGNED.....	1	0.00
		81 = NEVER USED ALCOHOL OR DRUGS Logically assigned	32	0.06
		89 = LEGITIMATE SKIP Logically assigned.....	1	0.00
		91 = NEVER USED ALCOHOL OR DRUGS.....	12721	23.02
		97 = REFUSED	80	0.14
		98 = BLANK (NO ANSWER).....	439	0.79
		99 = LEGITIMATE SKIP	41902	75.81

SUBSTANCE TREATMENT

Were you enrolled in a treatment program for your alcohol or drug use on October 1, [CURRENT YEAR - 1]?

For this question, please include only treatment you received at a hospital, drug rehabilitation facility, or mental health center.

TXENROLL¹	Len: 2	ENROLLED IN TREATMENT PRGM ON OCT.1 [CURR YR - 1]	Freq	Pct
	1 =	Yes	351	0.64
	2 =	No.....	2736	4.95
	81 =	NEVER USED ALCOHOL OR DRUGS Logically assigned.....	32	0.06
	91 =	NEVER USED ALCOHOL OR DRUGS.....	12721	23.02
	94 =	DON'T KNOW.....	27	0.05
	97 =	REFUSED	80	0.14
	98 =	BLANK (NO ANSWER).....	316	0.57
	99 =	LEGITIMATE SKIP (TXEVER=2).....	39008	70.58

Think about all the treatment or counseling you received for your [TXFILL1] during the past 12 months. Was detoxification the only [TXFILL1] treatment you received during the past 12 months?

TXYRDTXO¹	Len: 2	WAS DETOX THE ONLY TRMT RCVD PAST 12 MONTHS	Freq	Pct
	1 =	Yes	131	0.24
	2 =	No.....	599	1.08
	4 =	No LOGICALLY ASSIGNED	157	0.28
	81 =	NEVER USED ALCOHOL OR DRUGS Logically assigned.....	32	0.06
	91 =	NEVER USED ALCOHOL OR DRUGS.....	12721	23.02
	94 =	DON'T KNOW.....	6	0.01
	97 =	REFUSED	79	0.14
	98 =	BLANK (NO ANSWER).....	418	0.76
	99 =	LEGITIMATE SKIP	41128	74.41

NOTE: The variables TXALONEV, TXALONAG, TXDRONEV, TXDRONAG, TXALCDEV, TXALCDAG, TXDRGAEV, and TXDRGAAG pertain to respondents who were lifetime recipients of substance treatment but who had not received treatment in the past year. TXALONEV and TXALONAG pertain to respondents who were lifetime alcohol users but had not reported lifetime use of other drugs. TXDRONEV and TXDRONAG pertain to respondents who did not report lifetime use of alcohol but reported lifetime use of other drugs. TXALCDEV, TXALCDAG, TXDRGAEV, and TXDRGAAG pertain to respondents who were lifetime users of alcohol and other drugs.

NOTE: TXALONEV was assigned a value of 11 or 12 when respondents originally reported that they had not received treatment in the past 12 months but they were logically inferred to have received treatment in that period (TXYREVER=3). Respondents who themselves reported that they had gotten treatment in the past 12 months were asked a different set of questions. However, respondents who reported that they had ever received treatment for their use of alcohol but were logically inferred to have gotten treatment in the past 12 months cannot be inferred to have received alcohol treatment in that period (TXALONEV=11). TXALONEV was assigned a value of 22 when respondents were lifetime users of alcohol but had never used (or misused) marijuana, cocaine, heroin, hallucinogens, inhalants, prescription psychotherapeutics (pain relievers, tranquilizers, stimulants, or sedatives), and they reported that they had never received treatment for their use of alcohol.

Earlier you reported that at some time in your life you received treatment or counseling for your use of alcohol or any drug, not counting cigarettes. Have you ever received treatment for your alcohol use?

TXALONEV¹	Len: 2	EVER RCVD TMT FOR ALC USE (NO DRUG USE REPORTED)	Freq	Pct
	1 =	Yes	131	0.24
	11 =	Yes (TXYREVER=3; see NOTE for TXALONEV).....	5	0.01
	12 =	No (TXYREVER=3; see NOTE for TXALONEV)	4	0.01
	22 =	No (but only alcohol user; see NOTE for TXALONEV)	56	0.10
	81 =	NEVER USED ALCOHOL OR DRUGS Logically assigned.....	32	0.06
	91 =	NEVER USED ALCOHOL OR DRUGS.....	12721	23.02
	97 =	REFUSED	20	0.04
	98 =	BLANK (NO ANSWER).....	291	0.53
	99 =	LEGITIMATE SKIP	42011	76.01

SUBSTANCE TREATMENT

How old were you when you first received treatment for your alcohol use?

TXALONAG¹	Len: 3	AGE WHEN FIRST RCVD TRMT FOR ALC USE	Freq	Pct
		RANGE = 14 - 74.....	133	0.24
		981 = NEVER USED ALCOHOL OR DRUGS Logically assigned	32	0.06
		991 = NEVER USED ALCOHOL OR DRUGS.....	12721	23.02
		994 = DON'T KNOW.....	1	0.00
		997 = REFUSED	20	0.04
		998 = BLANK (NO ANSWER).....	349	0.63
		999 = LEGITIMATE SKIP	42015	76.02

NOTE: TXDRONEV was assigned a value of 11 or 12 when respondents originally reported that they had not received treatment in the past 12 months but they were logically inferred to have received treatment in that period (TXYREVER=3). Respondents who themselves reported that they had gotten treatment in the past 12 months were asked a different set of questions. However, respondents who reported that they had ever received treatment for their use of drugs cannot be inferred to have received drug treatment in the past 12 months (TXDRONEV=11). TXDRONEV was assigned a value of 22 when respondents were lifetime users of drugs but had never used alcohol, and they reported that they had never received treatment for their use of drugs.

Earlier you reported that at some time in your life you received treatment or counseling for your use of alcohol or any drug, not counting cigarettes. Have you ever received treatment or counseling for your drug use?

TXDRONEV¹	Len: 2	EVER RCVD TMT FOR DRUG USE (NO ALC USE REPORTED)	Freq	Pct
		1 = Yes	18	0.03
		11 = Yes (TXYREVER=3; see NOTE for TXDRONEV)	4	0.01
		12 = No (TXYREVER=3; see NOTE for TXDRONEV).....	3	0.01
		22 = No (but only drug user; see NOTE for TXDRONEV)	9	0.02
		81 = NEVER USED ALCOHOL OR DRUGS Logically assigned	32	0.06
		91 = NEVER USED ALCOHOL OR DRUGS.....	12721	23.02
		97 = REFUSED	6	0.01
		98 = BLANK (NO ANSWER).....	290	0.52
		99 = LEGITIMATE SKIP	42188	76.33

How old were you when you first received treatment or counseling for your drug use?

TXDRONAG¹	Len: 3	AGE WHEN FIRST RCVD TRMT/CNSLG FOR DRUG USE	Freq	Pct
		RANGE = 1 - 50.....	16	0.03
		981 = NEVER USED ALCOHOL OR DRUGS Logically assigned	32	0.06
		991 = NEVER USED ALCOHOL OR DRUGS.....	12721	23.02
		994 = DON'T KNOW.....	2	0.00
		997 = REFUSED	6	0.01
		998 = BLANK (NO ANSWER).....	303	0.55
		999 = LEGITIMATE SKIP	42191	76.33

NOTE: TXALCDEV and TXDRGAEV were assigned values of 11 or 12 when respondents originally reported that they had not received treatment in the past 12 months but they were logically inferred to have received treatment in that period (TXYREVER=3). Respondents who themselves reported that they had gotten treatment in the past 12 months were asked a different set of questions. Thus, for example, respondents who reported that they had ever received treatment for their use of alcohol cannot be inferred to have received alcohol treatment in the past 12 months (TXALCDEV=11). TXALCDEV and TXDRGAEV were assigned values of 22 when respondents were lifetime users of both alcohol and other drugs but they reported never receiving treatment for their alcohol use (in the question corresponding to TXALCDEV) or for their drug use (in the question corresponding to TXDRGAEV). Earlier you reported that at some time in your life you received treatment or counseling for your use of alcohol or any drug, not counting cigarettes. Have you ever received treatment or counseling for your alcohol use?

TXALCDEV¹	Len: 2	EVER RCVD TMT FOR ALCOHOL USE (ALSO USED DRUGS)	Freq	Pct
		1 = Yes	1209	2.19
		2 = No.....	564	1.02
		11 = Yes (TXYREVER=3; see NOTE for TXALCDEV)	34	0.06
		12 = No (TXYREVER=3; see NOTE for TXALCDEV).....	21	0.04
		22 = No (see NOTE for TXALCDEV)	154	0.28
		81 = NEVER USED ALCOHOL OR DRUGS Logically assigned	32	0.06
		89 = LEGITIMATE SKIP Logically assigned.....	1	0.00
		91 = NEVER USED ALCOHOL OR DRUGS.....	12721	23.02
		94 = DON'T KNOW.....	3	0.01
		97 = REFUSED	52	0.09
		98 = BLANK (NO ANSWER).....	295	0.53
		99 = LEGITIMATE SKIP	40185	72.71

SUBSTANCE TREATMENT

How old were you when you first received treatment or counseling for your alcohol use?

TXALCDAG¹	Len: 3	AGE WHEN FIRST RCVD TRMT/CNSLG FOR ALC USE	Freq	Pct
		RANGE = 1 - 70.....	1217	2.20
		981 = NEVER USED ALCOHOL OR DRUGS Logically assigned	32	0.06
		989 = LEGITIMATE SKIP Logically assigned.....	1	0.00
		991 = NEVER USED ALCOHOL OR DRUGS.....	12721	23.02
		994 = DON'T KNOW.....	13	0.02
		997 = REFUSED	53	0.10
		998 = BLANK (NO ANSWER).....	464	0.84
		999 = LEGITIMATE SKIP	40770	73.76

Have you ever received treatment or counseling for your drug use?

TXDRGAEV¹	Len: 2	EVER RCVD TRMT FOR DRUG USE (ALSO USED ALCOHOL)	Freq	Pct
		1 = Yes	1025	1.85
		2 = No.....	749	1.36
		11 = Yes (TXYREVER=3; see NOTE for TXALCDEV)	38	0.07
		12 = No (TXYREVER=3; see NOTE for TXALCDEV).....	16	0.03
		22 = No (see NOTE for TXALCDEV)	154	0.28
		81 = NEVER USED ALCOHOL OR DRUGS Logically assigned.....	32	0.06
		89 = LEGITIMATE SKIP Logically assigned.....	1	0.00
		91 = NEVER USED ALCOHOL OR DRUGS.....	12721	23.02
		94 = DON'T KNOW.....	3	0.01
		97 = REFUSED	52	0.09
		98 = BLANK (NO ANSWER).....	295	0.53
		99 = LEGITIMATE SKIP	40185	72.71

How old were you when you first received treatment or counseling for your drug use?

TXDRGAAG¹	Len: 3	AGE WHEN FIRST RCVD TRMT/CNSLG FOR DRUG USE	Freq	Pct
		RANGE = 1 - 67.....	1013	1.83
		981 = NEVER USED ALCOHOL OR DRUGS Logically assigned	32	0.06
		991 = NEVER USED ALCOHOL OR DRUGS.....	12721	23.02
		994 = DON'T KNOW.....	17	0.03
		997 = REFUSED	54	0.10
		998 = BLANK (NO ANSWER).....	483	0.87
		999 = LEGITIMATE SKIP	40951	74.09

NOTE: The variables TXYALAGE, TXYALDRG, TXYALDAG, TXYDRAGE, TXYDRALC, TXYDRAAG, TXYADAAG, and TXYADDAG pertain to respondents who received substance treatment in the past 12 months. TXYALAGE, TXYALDRG, and TXYALDAG pertain to respondents who reported that they received treatment only for alcohol in the past 12 months. TXYDRAGE, TXYDRALC, and TXYDRAAG pertain to respondents who reported that they received treatment only for other drugs in the past 12 months. TXYADAAG and TXYADDAG pertain to respondents who reported receiving treatment for both alcohol and other drugs in the past 12 months.

Earlier you reported that you received treatment or counseling for your use of alcohol during the past 12 months. How old were you when you first received treatment or counseling for your alcohol use?

TXYALAGE¹	Len: 3	AGE WHEN FIRST RCVD TRMT/CNSLG FOR ALC USE	Freq	Pct
		RANGE = 1 - 74.....	288	0.52
		981 = NEVER USED ALCOHOL OR DRUGS Logically assigned	32	0.06
		985 = BAD DATA Logically assigned	4	0.01
		991 = NEVER USED ALCOHOL OR DRUGS.....	12721	23.02
		994 = DON'T KNOW.....	6	0.01
		997 = REFUSED	77	0.14
		998 = BLANK (NO ANSWER).....	424	0.77
		999 = LEGITIMATE SKIP	41719	75.48

SUBSTANCE TREATMENT

Have you ever received treatment or counseling for your use of any drug, not including cigarettes or alcohol?

TXYALDRG¹	Len: 2	EVER RCVD TRMT FOR DRUGS (ONLY PAST YR ALC TRMT)	Freq	Pct
		1 = Yes	30	0.05
		2 = No	217	0.39
		3 = Yes LOGICALLY ASSIGNED (TXYRADG=11)	17	0.03
		81 = NEVER USED ALCOHOL OR DRUGS Logically assigned	32	0.06
		85 = BAD DATA Logically assigned	4	0.01
		91 = NEVER USED ALCOHOL OR DRUGS	12721	23.02
		97 = REFUSED	73	0.13
		98 = BLANK (NO ANSWER)	424	0.77
		99 = LEGITIMATE SKIP	41753	75.54

How old were you when you first received treatment or counseling for your drug use?

TXYALDAG¹	Len: 3	AGE WHEN FIRST RCVD TRMT/CNSLG FOR DRUG USE	Freq	Pct
		RANGE = 1 - 50	30	0.05
		981 = NEVER USED ALCOHOL OR DRUGS Logically assigned	32	0.06
		985 = BAD DATA Logically assigned	4	0.01
		991 = NEVER USED ALCOHOL OR DRUGS	12721	23.02
		997 = REFUSED	73	0.13
		998 = BLANK (NO ANSWER)	441	0.80
		999 = LEGITIMATE SKIP	41970	75.93

Earlier you reported that you received treatment or counseling for your drug use during the past 12 months. How old were you when you first received treatment or counseling for your drug use?

TXYDRAGE¹	Len: 3	AGE WHEN FIRST RCVD TRMT/CNSLG FOR DRUG USE	Freq	Pct
		RANGE = 1 - 73	295	0.53
		981 = NEVER USED ALCOHOL OR DRUGS Logically assigned	32	0.06
		985 = BAD DATA Logically assigned	3	0.01
		991 = NEVER USED ALCOHOL OR DRUGS	12721	23.02
		994 = DON'T KNOW	5	0.01
		997 = REFUSED	76	0.14
		998 = BLANK (NO ANSWER)	429	0.78
		999 = LEGITIMATE SKIP	41710	75.46

Have you ever received treatment or counseling for your alcohol use?

TXYDRALC¹	Len: 2	EVER RCVD TMT FOR ALCOHOL (ONLY PAST YR DRUG TMT)	Freq	Pct
		1 = Yes	38	0.07
		2 = No	241	0.44
		3 = Yes LOGICALLY ASSIGNED (TXYRADG=12)	13	0.02
		81 = NEVER USED ALCOHOL OR DRUGS Logically assigned	32	0.06
		91 = NEVER USED ALCOHOL OR DRUGS	12721	23.02
		94 = DON'T KNOW	1	0.00
		97 = REFUSED	74	0.13
		98 = BLANK (NO ANSWER)	429	0.78
		99 = LEGITIMATE SKIP	41722	75.49

How old were you when you first received treatment or counseling for your alcohol use?

TXYDRAAG¹	Len: 3	AGE WHEN FIRST RCVD TRMT/CNSLG FOR ALC USE	Freq	Pct
		RANGE = 13 - 45	32	0.06
		981 = NEVER USED ALCOHOL OR DRUGS Logically assigned	32	0.06
		991 = NEVER USED ALCOHOL OR DRUGS	12721	23.02
		994 = DON'T KNOW	2	0.00
		997 = REFUSED	74	0.13
		998 = BLANK (NO ANSWER)	447	0.81
		999 = LEGITIMATE SKIP	41963	75.92

SUBSTANCE TREATMENT

Earlier, you reported that you received treatment or counseling for your drug and alcohol use during the past 12 months. How old were you when you first received treatment or counseling for your use of alcohol?

TXYADAAG¹	Len: 3	AGE WHEN FIRST RCVD TRMT/CNSLG FOR ALC USE	Freq	Pct
		RANGE = 1 - 63.....	228	0.41
		981 = NEVER USED ALCOHOL OR DRUGS Logically assigned	32	0.06
		991 = NEVER USED ALCOHOL OR DRUGS.....	12721	23.02
		994 = DON'T KNOW.....	9	0.02
		997 = REFUSED	78	0.14
		998 = BLANK (NO ANSWER).....	523	0.95
		999 = LEGITIMATE SKIP	41680	75.41

How old were you when you first received treatment or counseling for your drug use?

TXYADDAG¹	Len: 3	AGE WHEN FIRST RCVD TRMT/CNSLG FOR DRUG USE	Freq	Pct
		RANGE = 1 - 66.....	228	0.41
		981 = NEVER USED ALCOHOL OR DRUGS Logically assigned	32	0.06
		991 = NEVER USED ALCOHOL OR DRUGS.....	12721	23.02
		994 = DON'T KNOW.....	10	0.02
		997 = REFUSED	75	0.14
		998 = BLANK (NO ANSWER).....	525	0.95
		999 = LEGITIMATE SKIP	41680	75.41

NOTE: TXFGALAG is a "flag" variable that indicates when the first receipt of alcohol treatment in TXALONAG, TXALCDAG, TXYALAGE, TXYDRAAG, or TXYADAAG is inconsistent with the first use of alcohol (from ALCTRY). When TXFGALAG=5, the respondent previously reported never using alcohol. However, the respondent subsequently reported an age for first receipt of alcohol treatment, based on some indication of alcohol treatment in TXYRADG.

TXFGALAG¹	Len: 2	CONSISTENCY OF ALC TX AGE WITH ALC AFU	Freq	Pct
		0 = 1st alc tx age consistent with alc AFU.....	1901	3.44
		1 = 1st alc tx age differs from alc AFU by 1 yr	12	0.02
		2 = 1st alc tx age differs from alc AFU by 2 yrs	2	0.00
		3 = 1st alc tx age differs from alc AFU by 3-4 yrs	3	0.01
		4 = 1st alc tx age differs from alc AFU by >=5 yrs	25	0.05
		5 = Never used alc in core but reported an alc tx age	9	0.02
		81 = NEVER USED ALCOHOL OR DRUGS Logically assigned	32	0.06
		91 = NEVER USED ALCOHOL OR DRUGS.....	12721	23.02
		98 = UNKNOWN.....	714	1.29
		99 = LEGITIMATE SKIP	39852	72.10

NOTE: TXFGDGAG is a "flag" variable that indicates when the first receipt of drug treatment in TXDRONAG, TXDRGAAG, TXYALDAG, TXYDRAGE, or TXYADDAG is inconsistent with the earliest reported first use of drugs. When TXFGDGAG=5, the respondent previously reported never using (or misusing) marijuana, cocaine, heroin, hallucinogens, inhalants, or prescription psychotherapeutics (pain relievers, tranquilizers, stimulants, or sedatives). However, the respondent subsequently reported an age for first receipt of drug treatment, based on some indication of drug treatment in TXYRADG.

TXFGDGAG¹	Len: 2	CONSISTENCY OF FIRST DRUG TX AGE WITH DRUG AFUS	Freq	Pct
		0 = 1st drug tx age consistent w/min drug AFU.....	1572	2.84
		1 = 1st drug tx age differs from min drug AFU by 1 yr	5	0.01
		2 = 1st drug tx age differs fr min drug AFU by 2 yrs	2	0.00
		3 = 1st drug tx age differs fr min drug AFU by 3-4 yrs	3	0.01
		4 = 1st drug tx age differs fr min drug AFU by >=5 yrs	25	0.05
		5 = Never used drugs in core but reportd a drug tx age.....	2	0.00
		81 = NEVER USED ALCOHOL OR DRUGS Logically assigned	32	0.06
		91 = NEVER USED ALCOHOL OR DRUGS.....	12721	23.02
		98 = UNKNOWN.....	713	1.29
		99 = LEGITIMATE SKIP	40196	72.73

SUBSTANCE TREATMENT

NOTE: TXFGADAG is a "flag" variable that indicates when an inconsistency exists between the first receipt of alcohol or drug treatment and the earliest reported first use of alcohol or drugs. If TXFGALAG=5 or TXFGDGAG=5, then TXFGADAG=5.

TXFGADAG¹	Len: 2	CONSISTENCY OF FIRST TX AGE WITH ALC/DRUG AFUS	Freq	Pct
	0 =	1st tx age consistent w/minimum AFU	2605	4.71
	1 =	1st tx age differs from min AFU by 1 yr	16	0.03
	2 =	1st tx age differs from min AFU by 2 yrs	4	0.01
	3 =	1st tx age differs from min AFU by 3-4 yrs	6	0.01
	4 =	1st tx age differs from min AFU by >=5 yrs	45	0.08
	5 =	Any lifetime nonuse with a related tx age	11	0.02
	81 =	NEVER USED ALCOHOL OR DRUGS Logically assigned	32	0.06
	91 =	NEVER USED ALCOHOL OR DRUGS	12721	23.02
	98 =	UNKNOWN	823	1.49
	99 =	LEGITIMATE SKIP	39008	70.58

The next question is about self-help groups. Some examples of self-help groups for alcohol or drug use are AA or Alcoholics Anonymous, NA or Narcotics Anonymous, CA or Cocaine Anonymous, and CMA or Crystal Meth Anonymous.

During the past 12 months, did you go to any self-help group meetings or 12-step programs to receive help for your own use of alcohol or any drug, not counting cigarettes?

TX12MSHG¹	Len: 2	WENT TO SELF-HELP GRP/12-STEP PGMS PAST 12 MOS	Freq	Pct
	1 =	Yes	586	1.06
	2 =	No	41068	74.30
	5 =	Yes LOGICALLY ASSIGNED (from skip pattern)	453	0.82
	81 =	NEVER USED ALCOHOL OR DRUGS Logically assigned	32	0.06
	85 =	BAD DATA Logically assigned	1	0.00
	91 =	NEVER USED ALCOHOL OR DRUGS	12721	23.02
	94 =	DON'T KNOW	55	0.10
	97 =	REFUSED	75	0.14
	98 =	BLANK (NO ANSWER)	280	0.51

Did you go to the self-help group because of your alcohol use only, your drug use only, or because of both alcohol and drug use?

TX12SGAD¹	Len: 2	WENT TO SELF-HELP GRP FOR ALC ONLY/DRUG ONLY/BOTH	Freq	Pct
	1 =	Alcohol use only	238	0.43
	2 =	Drug use only	161	0.29
	3 =	Both alcohol and drug use	172	0.31
	11 =	Alcohol use only LOGICALLY ASSIGNED (TXYRSGAD=1)	16	0.03
	12 =	Drug use only LOGICALLY ASSIGNED (TXYRSGAD=2)	16	0.03
	13 =	Both alcohol and drug use LOG ASSN (TXYRSGAD=3)	128	0.23
	81 =	NEVER USED ALCOHOL OR DRUGS Logically assigned	32	0.06
	91 =	NEVER USED ALCOHOL OR DRUGS	12721	23.02
	94 =	DON'T KNOW	4	0.01
	97 =	REFUSED	86	0.16
	98 =	BLANK (NO ANSWER)	362	0.65
	99 =	LEGITIMATE SKIP	41335	74.79

SUBSTANCE TREATMENT

NOTE: TXSHGFLG compares the consistency of data in the self-help group variable TX12MSHG and the self-help group variable TXYRSHG. TXSHGFLG has a value of 1 when TX12MSHG was answered as "yes" but TXYRSHG indicates that respondents did not receive treatment in a self-help group, even though they reported that they received treatment in the past 12 months. TXSHGFLG has a value of 2 when TX12MSHG was answered as "yes" but TXYREVER or TXEVER indicated that respondents never received any treatment in the past 12 months or lifetime, respectively. TXSHGFLG has a value of 3 when TX12MSHG was not answered as "yes" but TXYRSHG indicates that respondents were logically inferred to have gotten treatment in a self-help group in the past 12 months. TXSHGFLG has a value of 4 when TX12MSHG was answered as "yes" but TXYRSHG was answered as "don't know" or "refused" or it was blank. Finally, TXSHGFLG has a value of 5 when TX12MSHG was answered as "don't know" or "refused" but TXYRSHG was answered as "no."

TXSHGFLG¹	Len: 2	CONSISTENCY FLAG BETWEEN TX12MSHG AND TXYRSHG	Freq	Pct
1	=	TX12MSHG=1 but TXYRSHG=2 (see note).....	37	0.07
2	=	TX12MSHG=1 but TXYREVER=2 or TXEVER=2 (see note).....	511	0.92
3	=	TX12MSHG NE 1 but TXYRSHG=3 or 5 (see note).....	26	0.05
4	=	TX12MSHG=1 but TXYRSHG=94, 97, or 98 (see note).....	27	0.05
5	=	TX12MSHG=94 or 97 but TXYRSHG=2 (see note).....	5	0.01
81	=	NEVER USED ALCOHOL OR DRUGS Logically assigned.....	32	0.06
91	=	NEVER USED ALCOHOL OR DRUGS.....	12721	23.02
98	=	BLANK (NO ANSWER).....	41912	75.83

RECODED SUBSTANCE TREATMENT

RECODED SUBSTANCE TREATMENT

NOTE: Certain source variables that were used to create recoded variables have valid values that might not have been reported or assigned for the current survey year. However, these values have been included in the general specifications in the codebook on how the recoded variables were created. See additional details about this issue in the Organization of the Data File section of this codebook introduction.

NOTE: The variables in this section are recoded variables that were created from one or more of the variables from two of the preceding sections: Substance Treatment or Recoded Substance Dependence and Abuse.

NOTE: Respondents who were routed into the Drug Treatment module based solely on their responses from the Special Drugs module questions were classified as not receiving substance use treatment.

NOTE: The following seven recoded variables contain information about receiving treatment at any location in lifetime or in the past year.

TXILALEV	Len: 1	RECEIVED TREATMENT FOR DRG OR ALC USE IN LIFETIME	Freq	Pct
		0 = No/Unknown (Otherwise)	52149	94.35
		1 = Yes (TXEVER=1)	3122	5.65

ALCTRMT	Len: 1	RCVD TRMT ANY LOC FOR ALC USE - PST YR	Freq	Pct
		0 = No/Unknown (Otherwise)	54666	98.91
		1 = Yes (TXYRADG=1,3,4,6,11,12)	605	1.09

ILLTRMT	Len: 1	RCVD TRMT ANY LOC FOR ILL DRG USE - PST YR	Freq	Pct
		0 = No/Unknown (Otherwise)	54651	98.88
		1 = Yes (TXYRADG=2,3,5,6,11,12)	620	1.12

A respondent was classified as receiving treatment at any location in the past year for alcohol use but not illicit drug use, TXALNOIL, if they received only alcohol use treatment at any location in the past year (TXYRADG=1). Respondents with unknown illicit drug use treatment (TXYRADG=4) or who reported receiving alcohol use treatment only but in later treatment questions indicated receiving illicit drug use treatment (TXYRADG=11) are not classified as receiving treatment for alcohol use only.

TXALNOIL	Len: 1	RCVD TRMT ANY LOC FOR ALC BUT NOT ILL DRG - PST YR	Freq	Pct
		0 = No/Unknown (Otherwise)	55002	99.51
		1 = Yes (TXYRADG=1)	269	0.49

A respondent was classified as receiving treatment at any location in the past year for illicit drug use but not alcohol use, TXILNOAL, if they received only illicit drug use treatment at any location in the past year (TXYRADG=2). Respondents with unknown alcohol use treatment (TXYRADG=5) or who reported receiving illicit drug use treatment only but in later treatment questions indicated receiving alcohol use treatment (TXYRADG=12) are not classified as receiving treatment for illicit drug use only.

TXILNOAL	Len: 1	RCVD TRMT ANY LOC FOR ILL DRG BUT NOT ALC - PST YR	Freq	Pct
		0 = No/Unknown (Otherwise)	54988	99.49
		1 = Yes (TXYRADG=2)	283	0.51

TXILLALC	Len: 1	RCVD TRMT ANY LOC FOR ILL DRG OR ALC - PST YR	Freq	Pct
		0 = No/Unknown (Otherwise)	54271	98.19
		1 = Yes (TXYREVER=1,3)	1000	1.81

TXILANAL	Len: 1	RCVD TRMT ANY LOC FOR ILL DRG AND ALC - PST YR	Freq	Pct
		0 = No/Unknown (Otherwise)	54935	99.39
		1 = Yes (TXYRADG=3,6,11,12)	336	0.61

RECODED SUBSTANCE TREATMENT

NOTE: The following 11 recoded variables contain respondent information about receiving last or current treatment for various substances.

TXLTALC2	Len: 1	RECEIVED LAST/CURRENT TREATMENT FOR ALCOHOL	Freq	Pct
		0 = No/Unknown (Otherwise)	54740	99.04
		1 = Yes (TXLTYALC=1,3,5)	531	0.96
TXLTMJ2	Len: 1	RECEIVED LAST/CURRENT TREATMENT FOR MARIJUANA	Freq	Pct
		0 = No/Unknown (Otherwise)	54973	99.46
		1 = Yes (TXLTYMJ=1,3)	298	0.54
TXLTCOC2	Len: 1	RECEIVED LAST/CURRENT TREATMENT FOR COCAINE	Freq	Pct
		0 = No/Unknown (Otherwise)	55136	99.76
		1 = Yes (TXLTYCOC=1,3)	135	0.24
TXLTHER2	Len: 1	RECEIVED LAST/CURRENT TREATMENT FOR HEROIN	Freq	Pct
		0 = No/Unknown (Otherwise)	55131	99.75
		1 = Yes (TXLTYHER=1,3)	140	0.25
TXLTHAL2	Len: 1	RECEIVED LAST/CURRENT TREATMENT FOR HALLUCINOGENS	Freq	Pct
		0 = No/Unknown (Otherwise)	55196	99.86
		1 = Yes (TXLTYHAL=1,3)	75	0.14
TXLTINH2	Len: 1	RECEIVED LAST/CURRENT TREATMENT FOR INHALANTS	Freq	Pct
		0 = No/Unknown (Otherwise)	55225	99.92
		1 = Yes (TXLTYINH=1,3)	46	0.08
TXLTANL2	Len: 1	RECEIVED LAST/CURRENT TREATMENT FOR PAIN RELIEVERS	Freq	Pct
		0 = No/Unknown (Otherwise)	55066	99.63
		1 = Yes (TXLTYANL=1,3)	205	0.37
TXLTTRN2	Len: 1	RECEIVED LAST/CURRENT TREATMENT FOR TRANQUILIZERS	Freq	Pct
		0 = No/Unknown (Otherwise)	55170	99.82
		1 = Yes (TXLTYTRN=1,3)	101	0.18
TXLTSTM2	Len: 1	RECEIVED LAST/CURRENT TREATMENT FOR STIMULANTS	Freq	Pct
		0 = No/Unknown (Otherwise)	55164	99.81
		1 = Yes (TXLTYSTM=1,3)	107	0.19
TXLTSED2	Len: 1	RECEIVED LAST/CURRENT TREATMENT FOR SEDATIVES	Freq	Pct
		0 = No/Unknown (Otherwise)	55243	99.95
		1 = Yes (TXLTYSED=1,3)	28	0.05

The following variable, TXLTILL2, was created by examination of the receipt of last/current treatment of marijuana (TXLTMJ2), cocaine (TXLTCOC2), heroin (TXLTHER2), stimulants (TXLTSTM2), sedatives (TXLTSED2), pain relievers (TXLTANL2), hallucinogens (TXLTHAL2), inhalants (TXLTINH2), and tranquilizers (TXLTTRN2).

TXLTILL2	Len: 1	RECEIVED LAST/CURRENT TREATMENT FOR ILLICIT DRUGS	Freq	Pct
		0 = No/Unknown (Otherwise)	54722	99.01
		1 = Yes (Any source variable=1)	549	0.99

RECODED SUBSTANCE TREATMENT

NOTE: The following 27 recoded variables contain payment information about respondent's last or current treatment.

TXPINS2	Len: 1	LAST/CURR ILL DRG/ALC TRT PAID FOR BY INSURANCE	Freq	Pct
		0 = No/Unknown (Otherwise)	54932	99.39
		1 = Yes (TXPYINS=1,3)	339	0.61
TXPCARE2	Len: 1	LAST/CURR ILL DRG/ALC TRT PAID FOR BY MEDICARE	Freq	Pct
		0 = No/Unknown (Otherwise)	55082	99.66
		1 = Yes (TXPYCARE=1,3)	189	0.34
TXPCAID2	Len: 1	LAST/CURR ILL DRG/ALC TRT PAID FOR BY MEDICAID	Freq	Pct
		0 = No/Unknown (Otherwise)	55059	99.62
		1 = Yes (TXPYCAID=1,3)	212	0.38
TXPPUBP2	Len: 1	LAST/CURR ILL DRG/ALC TRT PAID FOR BY PUBLIC ASST	Freq	Pct
		0 = No/Unknown (Otherwise)	55086	99.67
		1 = Yes (TXPYPUBP=1,3)	185	0.33
TXPSAVE2	Len: 1	LAST/CURR ILL DRG/ALC TRT PAID FOR BY OWN SAVINGS	Freq	Pct
		0 = No/Unknown (Otherwise)	54870	99.27
		1 = Yes (TXPYSAVE=1,3)	401	0.73
TXPFMLY2	Len: 1	LAST/CURR ILL DRG/ALC TRT PAID FOR BY FAM MEMBERS	Freq	Pct
		0 = No/Unknown (Otherwise)	55029	99.56
		1 = Yes (TXPYFMLY=1,3)	242	0.44
TXPCORT2	Len: 1	LAST/CURR ILL DRG/ALC TRT PAID FOR BY COURTS	Freq	Pct
		0 = No/Unknown (Otherwise)	55165	99.81
		1 = Yes (TXPYCORT=1,3)	106	0.19
TXPMILC2	Len: 1	LAST/CURR ILL DRG/ALC TRT PAID FOR BY MILT HLT CARE	Freq	Pct
		0 = No/Unknown (Otherwise)	55231	99.93
		1 = Yes (TXPYMILC=1,3)	40	0.07
TXPEMPL2	Len: 1	LAST/CURR ILL DRG/ALC TRT PAID FOR BY EMPLOYER	Freq	Pct
		0 = No/Unknown (Otherwise)	55236	99.94
		1 = Yes (TXPYEMPL=1,3)	35	0.06
ALCPINS	Len: 1	LAST/CURRENT ALC TREATMENT PAID FOR BY INSURANCE	Freq	Pct
		0 = No/Unknown (TXLTALC2=0 or TXPINS2=0)	55072	99.64
		1 = Yes (TXLTALC2=1 and TXPINS2=1)	199	0.36
ALCPCARE	Len: 1	LAST/CURRENT ALC TREATMENT PAID FOR BY MEDICARE	Freq	Pct
		0 = No/Unknown (TXLTALC2=0 or TXPCARE2=0)	55175	99.83
		1 = Yes (TXLTALC2=1 and TXPCARE2=1)	96	0.17
ALCPCAID	Len: 1	LAST/CURRENT ALC TREATMENT PAID FOR BY MEDICAID	Freq	Pct
		0 = No/Unknown (TXLTALC2=0 or TXPCAID2=0)	55165	99.81
		1 = Yes (TXLTALC2=1 and TXPCAID2=1)	106	0.19

RECODED SUBSTANCE TREATMENT

ALCPPUBP	Len: 1	LAST/CURRENT ALC TREATMENT PAID FOR BY PUBLIC ASST		
		0 = No/Unknown (TXLTALC2=0 or TXPPUBP2=0)	55164	99.81
		1 = Yes (TXLTALC2=1 and TXPPUBP2=1)	107	0.19
ALCPSAVE	Len: 1	LAST/CURRENT ALC TREATMENT PAID FOR BY OWN SAVINGS	Freq	Pct
		0 = No/Unknown (TXLTALC2=0 or TXPSAVE2=0)	55034	99.57
		1 = Yes (TXLTALC2=1 and TXPSAVE2=1).....	237	0.43
ALCPFMLY	Len: 1	LAST/CURRENT ALC TREATMENT PAID FOR BY FAM MEMBERS	Freq	Pct
		0 = No/Unknown (TXLTALC2=0 or TXPFMLY2=0)	55143	99.77
		1 = Yes (TXLTALC2=1 and TXPFMLY2=1).....	128	0.23
ALPCORT	Len: 1	LAST/CURRENT ALC TREATMENT PAID FOR BY COURTS	Freq	Pct
		0 = No/Unknown (TXLTALC2=0 or TXPCORT2=0).....	55210	99.89
		1 = Yes (TXLTALC2=1 and TXPCORT2=1).....	61	0.11
ALCPMILC	Len: 1	LAST/CURRENT ALC TRT PAID FOR BY MILT HLTCARE	Freq	Pct
		0 = No/Unknown (TXLTALC2=0 or TXPMILC2=0)	55238	99.94
		1 = Yes (TXLTALC2=1 and TXPMILC2=1)	33	0.06
ALCPEMPL	Len: 1	LAST/CURRENT ALC TREATMENT PAID FOR BY EMPLOYER	Freq	Pct
		0 = No/Unknown (TXLTALC2=0 or TXPEMPL2=0)	55248	99.96
		1 = Yes (TXLTALC2=1 and TXPEMPL2=1)	23	0.04
ILLPINS	Len: 1	LAST/CURRENT ILL DRUG TRT PAID FOR BY INSURANCE	Freq	Pct
		0 = No/Unknown (TXLTILL2=0 or TXPINS2=0).....	55037	99.58
		1 = Yes (TXLTILL2=1 and TXPINS2=1)	234	0.42
ILLPCARE	Len: 1	LAST/CURRENT ILL DRUG TRT PAID FOR BY MEDICARE	Freq	Pct
		0 = No/Unknown (TXLTILL2=0 or TXPCARE2=0).....	55126	99.74
		1 = Yes (TXLTILL2=1 and TXPCARE2=1)	145	0.26
ILLPCAIID	Len: 1	LAST/CURRENT ILL DRUG TRT PAID FOR BY MEDICAID	Freq	Pct
		0 = No/Unknown (TXLTILL2=0 or TXPCAIID2=0)	55106	99.70
		1 = Yes (TXLTILL2=1 and TXPCAIID2=1)	165	0.30
ILLPPUBP	Len: 1	LAST/CURRENT ILL DRUG TRT PAID FOR BY PUBLIC ASST	Freq	Pct
		0 = No/Unknown (TXLTILL2=0 or TXPPUBP2=0)	55138	99.76
		1 = Yes (TXLTILL2=1 and TXPPUBP2=1)	133	0.24
ILLPSAVE	Len: 1	LAST/CURRENT ILL DRUG TRT PAID FOR BY OWN SAVINGS	Freq	Pct
		0 = No/Unknown (TXLTILL2=0 or TXPSAVE2=0)	55038	99.58
		1 = Yes (TXLTILL2=1 and TXPSAVE2=1)	233	0.42
ILLPFMLY	Len: 1	LAST/CURRENT ILL DRUG TRT PAID FOR BY FAM MEMBERS	Freq	Pct
		0 = No/Unknown (TXLTILL2=0 or TXPFMLY2=0)	55098	99.69
		1 = Yes (TXLTILL2=1 and TXPFMLY2=1)	173	0.31

RECODED SUBSTANCE TREATMENT

ILLPCORT	Len: 1	LAST/CURRENT ILL DRUG TRT PAID FOR BY COURTS	Freq	Pct
		0 = No/Unknown (TXLTILL2=0 or TXPCORT2=0).....	55189	99.85
		1 = Yes (TXLTILL2=1 and TXPCORT2=1).....	82	0.15

ILLPMILC	Len: 1	LAST/CURRENT ILL DRUG TRT PAID FOR BY MILT HLT CARE	Freq	Pct
		0 = No/Unknown (TXLTILL2=0 or TXPMILC2=0).....	55249	99.96
		1 = Yes (TXLTILL2=1 and TXPMILC2=1).....	22	0.04

ILLPEMPL	Len: 1	LAST/CURRENT ILL DRUG TRT PAID FOR BY EMPLOYER	Freq	Pct
		0 = No/Unknown (TXLTILL2=0 or TXPEMPL2=0).....	55250	99.96
		1 = Yes (TXLTILL2=1 and TXPEMPL2=1).....	21	0.04

NOTE: The following seven recoded variables contain information about receiving treatment at a specialty facility in the past year.

A respondent was classified as receiving treatment in the past year for alcohol use at a specialty facility, SPECTALC, that is a hospital (inpatient), a rehabilitation facility (in or outpatient), or at a mental health center if they met either of these conditions:

1. Reported receiving only alcohol treatment in the past year (TXYRADG=1, 4, 11) and that treatment was received at one of the four specialty facilities (TXYRHOSP=1, 3, 5 or TXYRRFIN=1, 3, 5 or TXYRRFOP=1, 3, 5 or TXYRMHC=1, 3, 5 or TXYROTS2=1, 2, 3, 4, 9, 45, 56, 64).
2. Reported receiving both illicit drug and alcohol treatment in the past year (TXYRADG=3, 6) and reported specifically receiving alcohol treatment at one of the four specialty facilities in the follow-up questions (TXYRHPAD=1, 3 or TXYRINAD=1, 3 or TXYRPOAD=1, 3 or TXYRMHAD=1, 3 or (TXYROTS2=1, 2, 3, 4, 9, 45, 56, 64 and TXYROTAD=1, 3)).

SPECTALC	Len: 1	RCVD TRMT AT SPEC FAC FOR ALC - PST YR	Freq	Pct
		0 = No/Unknown (Otherwise).....	54928	99.38
		1 = Yes (See comment above).....	343	0.62

A respondent was classified as receiving treatment in the past year for illicit drug use at a specialty facility, SPECTILL, that is a hospital (inpatient), a rehabilitation facility (in or outpatient), or a mental health center if they met either of these conditions:

1. Reported receiving only illicit drug treatment in the past year (TXYRADG=2, 5, 12) and that treatment was received at one of the four specialty facilities (TXYRHOSP=1, 3, 5 or TXYRRFIN=1, 3, 5 or TXYRRFOP=1, 3, 5 or TXYRMHC=1, 3, 5 or TXYROTS2=1, 2, 3, 4, 9, 45, 56, 64).
2. Reported receiving both illicit drug and alcohol treatment in the past year (TXYRADG=3, 6) and reported specifically receiving illicit drug treatment at one of the four specialty facilities in the follow-up questions (TXYRHPAD=2, 3 or TXYRINAD=2, 3 or TXYRPOAD=2, 3 or TXYRMHAD=2, 3 or (TXYROTS2=1, 2, 3, 4, 9, 45, 56, 64 and TXYROTAD=2, 3)).

SPECTILL	Len: 1	RCVD TRMT AT SPEC FAC FOR ILL DRG - PST YR	Freq	Pct
		0 = No/Unknown (Otherwise).....	54850	99.24
		1 = Yes (See comment above).....	421	0.76

RECODED SUBSTANCE TREATMENT

A respondent was classified as receiving treatment in the past year for alcohol use but not illicit drug use at a specialty facility, SPCALNIL, that is a hospital (inpatient), a rehabilitation facility (in or outpatient), or at a mental health center if they met one of the following conditions:

1. Reported receiving only alcohol treatment in the past year (TXYRADG=1) and that treatment was received at a specialty facility (TXYRHOSP=1, 3, 5 or TXYRRFIN=1, 3, 5 or TXYRRFOP=1, 3, 5 or TXYRMHC=1, 3, 5 or TXYROTS2=1-4, 45, 46, 56, 64, 76, 81).
2. Reported receiving only alcohol treatment in the past year but also reported receiving treatment for illicit drug use during their last or current treatment (TXYRADG=11), the reported alcohol treatment was received at one of the four specialty facilities (TXYRHOSP=1, 3, 5 or TXYRRFIN=1, 3, 5 or TXYRRFOP=1, 3, 5 or TXYRMHC=1, 3, 5 or TXYROTS2=1-4, 45, 46, 56, 64, 76, 81), and their last or current treatment was not at one of the four specialty facilities (LASTTXSP=0).
3. Reported receiving both illicit drug and alcohol treatment in the past year (TXYRADG=3, 6) and reported specifically receiving only alcohol treatment at one of the four specialty facilities in the follow-up questions (TXYRHPAD=1 or TXYRINAD=1 or TXYRPOAD=1 or TXYRMHAD=1 or (TXYROTAD=1 and TXYROTS2=1-4, 45, 46, 56, 64, 76, 81)) but did not report specifically receiving illicit drug treatment or illicit drug and alcohol treatment at one of the four specialty facilities in the follow-up questions (TXYRHPAD NE 2, 3 or TXYRINAD NE 2, 3 or TXYRPOAD NE 2, 3 or TXYRMHAD NE 2, 3 or (TXYROTAD NE 2, 3 and TXYROTS2=1-4, 45, 46, 56, 64, 76, 81) or TXYROTS2 NE 1-4, 45, 46, 56, 64, 76, 81).

For the logically assigned levels of TXYRADG, the creation of this variable may be unclear; therefore, details for classifying respondents as not receiving alcohol only treatment at a specialty facility for these logically assigned levels are below:

1. Reported receiving alcohol treatment in the past year but illicit drug treatment status is unknown (TXYRADG=4) or reported receiving illicit drug treatment in the past year but alcohol treatment status is unknown (TXYRADG=5).
2. Reported receiving only illicit drug treatment in the past year but also reported receiving treatment for alcohol during their last or current treatment (TXYRADG=12).
3. Reported receiving only alcohol treatment in the past year but also reported receiving treatment for illicit drug use during their last or current treatment (TXYRADG=11) and the reported alcohol treatment was not at a specialty facility (TXYRHOSP=2, 94, 97, 98 and TXYRRFIN=2, 94, 97, 98 and TXYRRFOP=2, 94, 97, 98 and TXYRMHC=2, 94, 97, 98 and TXYROTS2 NE 1-4, 45, 46, 56, 64, 76, 81).
4. Reported receiving only alcohol treatment in the past year but also reported receiving treatment for illicit drug use during their last or current treatment (TXYRADG=11) and their reported alcohol treatment was at a specialty facility (TXYRHOSP=1, 3, 5 or TXYRRFIN=1, 3, 5 or TXYRRFOP=1, 3, 5 or TXYRMHC=1, 3, 5 or TXYROTS2=1-4, 45, 46, 56, 64, 76, 81) but their last or current treatment was at a specialty facility (LASTTXSP=1) and included treatment for illicit drug use.

SPCALNIL	Len: 1	RCVD TRMT AT SPEC FAC FOR ALC NOT ILL DRG - PST YR	Freq	Pct
	0	= No/Unknown (Otherwise)	55115	99.72
	1	= Yes (See comment above).....	156	0.28

RECODED SUBSTANCE TREATMENT

A respondent was classified as receiving treatment in the past year for illicit drug use but not alcohol use at a specialty facility, SPCILNAL, that is a hospital (inpatient), a rehabilitation facility (in or outpatient), or at a mental health center if they met one of the following conditions:

1. Reported receiving only illicit drug treatment in the past year (TXYRADG=2) and that treatment was received at a specialty facility (TXYRHOSP=1, 3, 5 or TXYRRFIN=1, 3, 5 or TXYRRFOP=1, 3, 5 or TXYRMHC=1, 3, 5 or TXYROTS2=1-4, 45, 46, 56, 64, 76, 81).
2. Reported receiving only illicit drug treatment in the past year but also reported receiving treatment for alcohol use during their last or current treatment (TXYRADG=12), the reported illicit drug treatment was received at one of the four specialty facilities (TXYRHOSP=1, 3, 5 or TXYRRFIN=1, 3, 5 or TXYRRFOP=1, 3, 5 or TXYRMHC=1, 3, 5 or TXYROTS2=1-4, 45, 46, 56, 64, 76, 81), and their last or current treatment was not at one of the four specialty facilities (LASTTXSP=0).
3. Reported receiving both illicit drug and alcohol treatment in the past year (TXYRADG=3, 6) and reported specifically receiving only illicit drug treatment at one of the four specialty facilities in the follow-up questions (TXYRHPAD=2 or TXYRINAD=2 or TXYRPOAD=2 or TXYRMHAD=2 or (TXYROTAD=2 and TXYROTS2=1-4, 45, 46, 56, 64, 76, 81)) but did not report specifically receiving alcohol treatment or illicit drug and alcohol treatment at one of the four specialty facilities in the follow-up questions (TXYRHPAD NE 1, 3 or TXYRINAD NE 1, 3 or TXYRPOAD NE 1, 3 or TXYRMHAD NE 1, 3 or (TXYROTAD NE 1, 3 and TXYROTS2=1-4, 45, 46, 56, 64, 76, 81) or TXYROTS2 NE 1-4, 45, 46, 56, 64, 76, 81).

For the logically assigned levels of TXYRADG, the creation of this variable may be unclear; therefore, details for classifying respondents as not receiving illicit drug only treatment at a specialty facility for these logically assigned levels are below:

1. Reported receiving alcohol treatment in the past year but illicit drug treatment status is unknown (TXYRADG=4) or reported receiving illicit drug treatment in the past year but alcohol treatment status is unknown (TXYRADG=5).
2. Reported receiving only alcohol treatment in the past year but also reported receiving treatment for illicit drugs during their last or current treatment (TXYRADG=11).
3. Reported receiving only illicit drug treatment in the past year but also reported receiving treatment for alcohol use during their last or current treatment (TXYRADG=12) and the reported illicit drug treatment was not at a specialty facility (TXYRHOSP=2, 94, 97, 98 and TXYRRFIN=2, 94, 97, 98 and TXYRRFOP=2, 94, 97, 98 and TXYRMHC=2, 94, 97, 98 and TXYROTS2 NE 1-4, 45, 46, 56, 64, 76, 81).
4. Reported receiving only illicit drug treatment in the past year but also reported receiving treatment for alcohol use during their last or current treatment (TXYRADG=12) and their reported illicit drug treatment was at a specialty facility (TXYRHOSP=1, 3, 5 or TXYRRFIN=1, 3, 5 or TXYRRFOP=1, 3, 5 or TXYRMHC=1, 3, 5 or TXYROTS2=1-4, 45, 46, 56, 64, 76, 81) but their last or current treatment was at a specialty facility (LASTTXSP=1) and included treatment for alcohol use.

SPCILNAL	Len: 1	RCVD TRMT AT SPEC FAC FOR ILL DRG NOT ALC - PST YR	Freq	Pct
		0 = No/Unknown (Otherwise)	55029	99.56
		1 = Yes (See comment above).....	242	0.44

A respondent was classified as receiving treatment in the past year for illicit drug or alcohol use at a specialty facility, SPILLALC, if they reported receiving treatment for illicit drug or alcohol use in the past year (TXYREVER=1, 3) and treatment was received at either a hospital (inpatient), or rehabilitation facility (in or outpatient), or a mental health center (TXYRHOSP=1, 3, 5 or TXYRRFIN=1, 3, 5 or TXYRRFOP= 1, 3, 5 or TXYRMHC=1, 3, 5 or TXYROTS2=1, 2, 3, 4, 9, 45, 56, 54).

SPILLALC	Len: 1	RCVD TRMT AT SPEC FAC FOR ILL DRG OR ALC - PST YR	Freq	Pct
		0 = No/Unknown (Otherwise)	54649	98.87
		1 = Yes (See comment above).....	622	1.13

SPILANAL	Len: 1	RCVD TRMT AT SPEC FAC FOR ILL DRG AND ALC - PST YR	Freq	Pct
		0 = No/Unknown (Otherwise)	55105	99.70
		1 = Yes (SPECTILL=1 and SPECTALC=1).....	166	0.30

LASTTXSP	Len: 1	LAST/CURRENT TRMT AT SPECIALTY FACILITY - PST YR	Freq	Pct
		0 = No/Unknown (Otherwise)	54831	99.20
		1 = Yes (TXLTVMN2=1-4,21,22,23,24,45,46,56,64,76,81).....	440	0.80

RECODED SUBSTANCE TREATMENT

NOTE: The following 24 recoded variables contain information about where a respondent received treatment in the past year.

NOTE: The following eight recoded variables contain information about where a respondent received alcohol treatment in the past year.

A respondent received treatment for alcohol use in the past year at the specified location if they met either of these conditions:

1. Received treatment in the past 12 months for both illicit drug and alcohol use (TXYRADG=3, 6) and reported a positive response to the specific treatment location (TXYRXXX=1, 3, 5) and reported receiving treatment at the specific location for alcohol use or both illicit drug and alcohol use (TXYRXXAD=1, 3).
2. Received treatment in the past 12 months for alcohol use only (TXYRADG=1, 4, 11) and reported a positive response to the specific treatment location (TXYRXXX=1, 3, 5).

ALCHOSP	Len: 1	RECEIVED ALC TRT AT A HOSPITAL IN PAST YR	Freq	Pct
		0 = No/Unknown (Otherwise)	55154	99.79
		1 = Yes (See comment above).....	117	0.21

ALCRFIN	Len: 1	RECEIVED ALC TRT AT AN INP REHAB FAC IN PAST YR	Freq	Pct
		0 = No/Unknown (Otherwise)	55132	99.75
		1 = Yes (See comment above ALCHOSP).....	139	0.25

ALCRFOP	Len: 1	RECEIVED ALC TRT AT AN OUTP REHAB FAC IN PAST YR	Freq	Pct
		0 = No/Unknown (Otherwise)	55055	99.61
		1 = Yes (See comment above ALCHOSP).....	216	0.39

ALCMHC	Len: 1	RECEIVED ALC TRT AT A MNTL HLTH CNTR IN PAST YR	Freq	Pct
		0 = No/Unknown (Otherwise)	55111	99.71
		1 = Yes (See comment above ALCHOSP).....	160	0.29

ALCTXER	Len: 1	RECEIVED ALC TRT AT AN EMERGENCY ROOM IN PAST YR	Freq	Pct
		0 = No/Unknown (Otherwise)	55204	99.88
		1 = Yes (See comment above ALCHOSP).....	67	0.12

ALCDOC	Len: 1	RECEIVED ALC TRT AT A DOCTOR'S OFFICE IN PAST YR	Freq	Pct
		0 = No/Unknown (Otherwise)	55170	99.82
		1 = Yes (See comment above ALCHOSP).....	101	0.18

ALCJAIL	Len: 1	RECEIVED ALC TRT AT A PRISON/JAIL IN PAST YR	Freq	Pct
		0 = No/Unknown (Otherwise)	55221	99.91
		1 = Yes (See comment above ALCHOSP).....	50	0.09

ALCSHG	Len: 1	RECEIVED ALC TRT AT A SELF-HELP GROUP IN PAST YR	Freq	Pct
		0 = No/Unknown (Otherwise)	54957	99.43
		1 = Yes (See comment above ALCHOSP).....	314	0.57

RECODED SUBSTANCE TREATMENT

NOTE: The following eight recoded variables contain information about where a respondent received illicit drug treatment in the past year.

A respondent received treatment for illicit drug use in the past year at the specified location if they met either of these conditions:

1. Received treatment in the past 12 months for both illicit drug and alcohol use (TXYRADG=3, 6) and reported a positive response to the specific treatment location (TXYRXXX=1, 3, 5) and reported receiving treatment at the specific location for illicit drug use or both illicit drug and alcohol use (TXYRXXAD=2, 3).
2. Received treatment in the past 12 months for illicit drug use only (TXYRADG=2, 5, 12) and reported a positive response to the specific treatment location (TXYRXXX=1, 3, 5).

DRGHOSP	Len: 1	RCVD ILL DRUG TRT AT A HOSPITAL IN PAST YR	Freq	Pct
		0 = No/Unknown (Otherwise)	55138	99.76
		1 = Yes (See comment above).....	133	0.24

DRGRFIN	Len: 1	RCVD ILL DRUG TRT AT AN INP REHAB FAC IN PAST YR	Freq	Pct
		0 = No/Unknown (Otherwise)	55098	99.69
		1 = Yes (See comment above DRGHOSP).....	173	0.31

DRGRFOP	Len: 1	RCVD ILL DRUG TRT AT AN OUTP REHAB FAC IN PAST YR	Freq	Pct
		0 = No/Unknown (Otherwise)	54985	99.48
		1 = Yes (See comment above DRGHOSP).....	286	0.52

DRGMHC	Len: 1	RCVD ILL DRUG TRT AT A MNTL HLTH CNTR IN PAST YR	Freq	Pct
		0 = No/Unknown (Otherwise)	55082	99.66
		1 = Yes (See comment above DRGHOSP).....	189	0.34

DRGTXER	Len: 1	RCVD ILL DRUG TRT AT AN EMERGENCY ROOM IN PAST YR	Freq	Pct
		0 = No/Unknown (Otherwise)	55199	99.87
		1 = Yes (See comment above DRGHOSP).....	72	0.13

DRGDOC	Len: 1	RCVD ILL DRUG TRT AT A DOCTOR'S OFFICE IN PAST YR	Freq	Pct
		0 = No/Unknown (Otherwise)	55154	99.79
		1 = Yes (See comment above DRGHOSP).....	117	0.21

DRGJAIL	Len: 1	RCVD ILL DRUG TRT AT A PRISON/JAIL IN PAST YR	Freq	Pct
		0 = No/Unknown (Otherwise)	55212	99.89
		1 = Yes (See comment above DRGHOSP).....	59	0.11

DRGSHG	Len: 1	RCVD ILL DRUG TRT AT A SELF-HELP GROUP IN PAST YR	Freq	Pct
		0 = No/Unknown (Otherwise)	54977	99.47
		1 = Yes (See comment above DRGHOSP).....	294	0.53

NOTE: The following eight recoded variables contain information about where a respondent received illicit drug or alcohol treatment in the past year.

LOCHOSP	Len: 1	RCVD ILL DRG/ALC TRT AT A HOSPITAL IN PAST YR	Freq	Pct
		0 = No/Unknown (Otherwise)	55073	99.64
		1 = Yes (TXYRHOSP=1,3,5).....	198	0.36

LOCRFIN	Len: 1	RCVD ILL DRG/ALC TRT AT INP REHAB FAC IN PAST YR	Freq	Pct
		0 = No/Unknown (Otherwise)	55017	99.54
		1 = Yes (TXYRRFIN=1,3,5)	254	0.46

RECODED SUBSTANCE TREATMENT

LOCRFOP	Len: 1	RCVD ILL DRG/ALC TRT AT OUTP REHAB FAC IN PAST YR	Freq	Pct
		0 = No/Unknown (Otherwise)	54869	99.27
		1 = Yes (TXYRRFOP=1,3,5)	402	0.73

LOCMHC	Len: 1	RCVD ILL DRG/ALC TRT AT MNTL HLTH CNTR IN PAST YR	Freq	Pct
		0 = No/Unknown (Otherwise)	54988	99.49
		1 = Yes (TXYRMHC=1,3,5)	283	0.51

LOCTXER	Len: 1	RCVD ILL DRG/ALC TRT AT AN ER IN PAST YR	Freq	Pct
		0 = No/Unknown (Otherwise)	55144	99.77
		1 = Yes (TXYRTXER=1,3,5)	127	0.23

LOCDOC	Len: 1	RCVD ILL DRG/ALC TRT AT A DR'S OFFICE IN PAST YR	Freq	Pct
		0 = No/Unknown (Otherwise)	55080	99.65
		1 = Yes (TXYRDOC=1,3,5)	191	0.35

LOCJAIL	Len: 1	RCVD ILL DRG/ALC TRT AT A PRISON/JAIL IN PAST YR	Freq	Pct
		0 = No/Unknown (Otherwise)	55182	99.84
		1 = Yes (TXYRJAIL=1,3,5)	89	0.16

LOCSHG	Len: 1	RCVD ILL DRG/ALC TRT AT SELF-HELP GROUP IN PAST YR	Freq	Pct
		0 = No/Unknown (Otherwise)	54781	99.11
		1 = Yes (TXYRSHG=1,3,5)	490	0.89

NOTE: The following three recoded variables contain information about a respondent's need for treatment in the past year.

A respondent was classified as needing treatment for alcohol use in the past year, TXNEDALC, if they met any one of the following three criteria:

1. Dependent on alcohol in the past year (DEPNALC=1).
2. Alcohol abuse in the past year (ABUSEALC=1).
3. Received treatment for alcohol use at a specialty facility in the past year including a hospital (inpatient), rehabilitation facility (in or outpatient), or mental health center (SPECTALC=1).

TXNEDALC	Len: 1	NEEDED TREATMENT FOR ALCOHOL USE - PST YR	Freq	Pct
		0 = No/Unknown (Otherwise)	51226	92.68
		1 = Yes (See comment above)	4045	7.32

A respondent was classified as needing treatment for illicit drug use in the past year, ILLNEED, if they met any one of the following three criteria:

1. Dependent on any illicit drug in the past year (DEPNILL=1).
2. Illicit drug abuse in the past year (ABUSEILL=1).
3. Received treatment for illicit drug use at a specialty facility in the past year including a hospital (inpatient), rehabilitation facility (in or outpatient), or mental health center (SPECTILL=1).

ILLNEED	Len: 1	NEEDED TREATMENT FOR ILLICIT DRUG USE - PST YR	Freq	Pct
		0 = No/Unknown (Otherwise)	53013	95.91
		1 = Yes (See comment above)	2258	4.09

RECODED SUBSTANCE TREATMENT

A respondent was classified as needing treatment for illicit drug or alcohol use in the past year, TXNDILAL, if they met any one of the following three criteria:

1. Dependent on any illicit drug or alcohol in the past year (DPILLALC=1).
2. Illicit drug or alcohol abuse in the past year (ABILLALC=1).
3. Received treatment for illicit drug or alcohol use at a specialty facility in the past year including a hospital (inpatient), rehabilitation facility (in or outpatient), or mental health center (SPILLALC=1).

TXNDILAL	Len: 1	NEEDED TREATMENT FOR ILL DRG OR ALC USE - PST YR	Freq	Pct
		0 = No/Unknown (Otherwise)	49813	90.13
		1 = Yes (See comment above)	5458	9.87

NOTE: The following three recoded variables contain information about respondents feeling a need for treatment in the past year.

A respondent was classified as feeling a need for alcohol treatment in the past year, FLTNDALC, if they met either of these conditions:

1. Reported feeling a need for treatment for alcohol in the past year (NDTXNEDR=1, 11, 13 and NDTXALCR=1, 3, 11, 13).
2. Reported feeling a need for ADDITIONAL treatment for alcohol in the past year (NDTXMORE=1 and NDTMRALC=1).

FLTNDALC	Len: 1	FELT NEED FOR TRMT FOR ALCOHOL USE - PST YR	Freq	Pct
		1 = Yes (See comment above)	146	0.26
		2 = No/Unknown (Otherwise)	55125	99.74

A respondent was classified as feeling a need for illicit drug treatment in the past year, FLTNDILL, if they met either of these conditions:

1. Reported feeling a need for treatment for one or more illicit drugs in the past year, specifically including marijuana (NDTXNEDR=1, 11, 13 and NDTXMJR=1, 3, 11, 13), cocaine (NDTXNEDR=1, 11, 13 and NDTXCOCR=1, 3, 11, 13), heroin (NDTXNEDR=1, 11, 13 and NDTXHERR=1, 3, 11, 13), hallucinogens (NDTXNEDR=1, 11, 13 and NDTXHALR=1, 3, 11, 13), inhalants (NDTXNEDR=1, 11, 13 and NDTXINHR=1, 3, 11, 13), pain relievers (NDTXNEDR=1, 11, 13 and NDTXANLR=1, 3, 11, 13), tranquilizers (NDTXNEDR=1, 11, 13 and NDTXTRNR=1, 3, 11, 13), stimulants (NDTXNEDR=1, 11, 13 and NDTXSTMR=1, 3, 11, 13), sedatives (NDTXNEDR=1, 11, 13 and NDTXSEDR=1, 3, 11, 13), or some other drug (NDTXNEDR=1, 11, 13 and NDTXSODR=1, 3, 5, 11, 13).
2. Reported feeling a need for ADDITIONAL treatment for one or more illicit drugs in the past year, specifically including marijuana (NDTXMORE=1 and NDTMRMJ=1), cocaine (NDTXMORE=1 and NDTMRCOC=1), heroin (NDTXMORE=1 and NDTMRHER=1), hallucinogens (NDTXMORE=1 and NDTMRHAL=1), inhalants (NDTXMORE=1 and NDTMRINH=1), pain relievers (NDTXMORE=1 and NDTMRANL=1), tranquilizers (NDTXMORE=1 and NDTMRTRN=1), stimulants (NDTXMORE=1 and NDTMRSTM=1), sedatives (NDTXMORE=1 and NDTMRSED=1), or some other drug (NDTXMORE=1 and NDTMROTH=1).

FLTNDILL	Len: 1	FELT NEED FOR TRMT FOR ILLICIT DRUG USE - PST YR	Freq	Pct
		1 = Yes (See comment above)	191	0.35
		2 = No/Unknown (Otherwise)	55080	99.65

FLNDILAL	Len: 1	FELT NEED FOR TRMT FOR ILL DRG OR ALC USE - PST YR	Freq	Pct
		1 = Yes (NDTXNEDR=1,11,13 or NDTXMORE=1)	302	0.55
		2 = No/Unknown (Otherwise)	54969	99.45

NOTE: The following three variables pertain to respondents feeling a need and making an effort to obtain treatment in the past year.

NOTE: A respondent was classified as feeling a need for substance use treatment and making an effort to get substance use treatment in the past year, NDEFXXX=1, if they felt a need for treatment for their substance use (FLTNDXXX=1) and if they met either of the following conditions:

1. Reported making an effort to get treatment (NDTXEFTR=1, 11).
2. Reported making an effort to get ADDITIONAL treatment (NDTMREFT=1).

A respondent was classified as feeling a need for and NOT making an effort to get substance use treatment in the past year, NDEFXXX=2, if they felt a need for treatment for their substance use (FLTNDXXX=1) and if they met either of the following conditions:

1. Reported NOT making an effort to get treatment (NDTXEFTR=2, 12, 99).
2. Reported NOT making an effort to get ADDITIONAL treatment (NDTMREFT=2, 98, 99).

NDEFALC	Len: 1	FELT NEED/MADE EFFORT FOR TRT FOR ALCOHOL USE	Freq	Pct
		1 = Felt Need/Made Effort (See comment above)	60	0.11
		2 = Felt Need/Made No Effort (See comment above)	86	0.16
		3 = Felt No Need for Alc Trmt/Unk (FLTNDALC=2)	55125	99.74

RECODED SUBSTANCE TREATMENT

NDEFIL	Len: 1	FELT NEED/MADE EFFORT FOR TRT FOR ILLICIT DRG USE	Freq	Pct
		1 = Felt Need/Made Effort (See comment above)	78	0.14
		2 = Felt Need/Made No Effort (See comment above)	113	0.20
		3 = Felt No Need for Ill Drg Trmt/Unk (FLTNDILL=2)	55080	99.65

A respondent was classified as feeling a need for illicit drug or alcohol treatment and making an effort to get illicit drug or alcohol treatment in the past year, NDEFIA=1, if they felt a need for treatment for their illicit drug or alcohol use (FLNDILAL=1) and if they met either of the following conditions:

1. Reported making an effort to get treatment (NDTXEFTR=1, 11).
2. Reported making an effort to get ADDITIONAL treatment (NDTMREFT=1).

A respondent was classified as feeling a need for and NOT making an effort to get illicit drug or alcohol treatment in the past year, NDEFIA=2, if they felt a need for treatment for their illicit drug or alcohol use (FLNDILAL=1) and if they met either of the following conditions:

1. Reported NOT making an effort to get treatment (NDTXEFTR=2, 12, 99).
2. Reported NOT making an effort to get ADDITIONAL treatment (NDTMREFT=2, 98, 99).

NDEFIA	Len: 1	FELT NEED/MADE EFFORT FOR TRT FOR ILL DRG OR ALC USE	Freq	Pct
		1 = Felt Need/Made Effort (See comment above)	120	0.22
		2 = Felt Need/Made No Effort (See comment above)	182	0.33
		3 = Felt No Need for Ill Drg/Alc Trmt/Unk (FLNDILAL=2)	54969	99.45

NOTE: The following three recoded variables define if a respondent needed treatment in the past year but did not receive treatment at a specialty facility (treatment gap).

The following variable, TXGAPALC, is defined as needing alcohol treatment in the past year, but not receiving alcohol treatment at a specialty facility. This treatment measure is referred to as a treatment gap.

TXGAPALC	Len: 1	NEEDED TRT FOR ALC USE, NOT RCVD TRT SPEC FAC-PY	Freq	Pct
		0 = No/Unknown (Otherwise)	51569	93.30
		1 = Yes (TXNEDALC=1 and SPECTALC=0)	3702	6.70

The following variable, TXNOSPEC, is defined as needing illicit drug treatment in the past year, but not receiving illicit drug treatment at a specialty facility. This treatment measure is referred to as a treatment gap.

TXNOSPEC	Len: 1	NEEDED TRT FOR ILL DRG USE, NOT RCD TRT SPC FAC-PY	Freq	Pct
		0 = No/Unknown (Otherwise)	53434	96.68
		1 = Yes (ILLNEED=1 and SPECTILL=0)	1837	3.32

The following variable, TXGPILAL, is defined as needing illicit drug or alcohol treatment in the past year, but not receiving illicit drug or alcohol treatment at a specialty facility. This treatment measure is referred to as a treatment gap.

TXGPILAL	Len: 1	NEEDED TRT FOR DRG/ALC USE, NOT RCD TRT SP FAC-PY	Freq	Pct
		0 = No/Unknown (Otherwise)	50435	91.25
		1 = Yes (TXNDILAL=1 and SPILLALC=0)	4836	8.75

NOTE: The following 14 recoded variables contain respondent information about reasons for not receiving substance treatment in the past year or not receiving additional substance treatment in the past year.

TXRNNHCV	Len: 1	NO TRT/ADDL TRT PST YR B/C COULDN'T AFFORD/NO INSUR	Freq	Pct
		. = Felt No Need for Drg/Alc Trt Pst Yr (FLNDILAL=2)	54969	99.45
		0 = No/Unknown (Otherwise)	221	0.40
		1 = Yes (FLNDILAL=1 & (NDTXNHCV or NDMRNHCV=1,3,11,13))	81	0.15

TXRNLMCV	Len: 1	NO TRT/ADDL TRT PST YR B/C INS DIDN'T COVR TRT/COST	Freq	Pct
		. = Felt No Need for Drg/Alc Trt Pst Yr (FLNDILAL=2)	54969	99.45
		0 = No/Unknown (Otherwise)	273	0.49
		1 = Yes (FLNDILAL=1 & (NDTXLMCV or NDMRLMCV=1,3,11,13))	29	0.05

RECODED SUBSTANCE TREATMENT

TXRNTSP	Len: 1	NO TRT/ADDL TRT PST YR B/C NO TRANSPORTATION	Freq	Pct
	.	= Felt No Need for Drg/Alc Trt Pst Yr (FLNDILAL=2)	54969	99.45
	0	= No/Unknown (Otherwise)	279	0.50
	1	= Yes (FLNDILAL=1 &(NDTXNTSP or NDMRNTSP=1,3,11,13))	23	0.04
TXRNTYPE	Len: 1	NO TRT/ADDL TRT PST YR B/C NO PROGRAM HAD TYPE TRT	Freq	Pct
	.	= Felt No Need for Drg/Alc Trt Pst Yr (FLNDILAL=2)	54969	99.45
	0	= No/Unknown (Otherwise)	283	0.51
	1	= Yes (FLNDILAL=1 &(NDXTYPE or NDMRTYPE=1,3,11,13)).....	19	0.03
TXRNNSTP	Len: 1	NO TRT/ADDL TRT PST YR B/C NOT READY TO STOP USE	Freq	Pct
	.	= Felt No Need for Drg/Alc Trt Pst Yr (FLNDILAL=2)	54969	99.45
	0	= No/Unknown (Otherwise)	191	0.35
	1	= Yes (FLNDILAL=1 &(NDTXREDY or NDMRREDY=1,3,11,13))	111	0.20
TXRNOPEN	Len: 1	NO TRT/ADDL TRT PST YR B/C NO OPENINGS IN PROGRAM	Freq	Pct
	.	= Felt No Need for Drg/Alc Trt Pst Yr (FLNDILAL=2)	54969	99.45
	0	= No/Unknown (Otherwise)	291	0.53
	1	= Yes (FLNDILAL=1 &(NDTXOPEN or NDMROPEN=1,3,11,13))	11	0.02
TXRNWHER	Len: 1	NO TRT/ADDL TRT PST YR B/C DIDNT KNOW WHERE TO GO	Freq	Pct
	.	= Felt No Need for Drg/Alc Trt Pst Yr (FLNDILAL=2)	54969	99.45
	0	= No/Unknown (Otherwise)	277	0.50
	1	= Yes (FLNDILAL=1 &(NDTXWHER or NDMRWHER=1,3,11,13))	25	0.05
TXRNNBR	Len: 1	NO TRT/ADDL TRT PST YR B/C CAUSE NBR HAVE NEG OPIN	Freq	Pct
	.	= Felt No Need for Drg/Alc Trt Pst Yr (FLNDILAL=2)	54969	99.45
	0	= No/Unknown (Otherwise)	270	0.49
	1	= Yes (FLNDILAL=1 &(NDTXNBR or NDMRNBR=1,3,11,13)).....	32	0.06
TXRNJOB	Len: 1	NO TRT/ADDL TRT PST YR B/C HAVE NEG EFFECT ON JOB	Freq	Pct
	.	= Felt No Need for Drg/Alc Trt Pst Yr (FLNDILAL=2)	54969	99.45
	0	= No/Unknown (Otherwise)	274	0.50
	1	= Yes (FLNDILAL=1 &(NDTXJOB or NDMRJOB=1,3,11,13))	28	0.05
TXRNNOND	Len: 1	NO TRT/ADDL TRT PST YR B/C DIDNT FEEL NEED FOR TRT	Freq	Pct
	.	= Felt No Need for Drg/Alc Trt Pst Yr (FLNDILAL=2)	54969	99.45
	0	= No/Unknown (Otherwise)	285	0.52
	1	= Yes (FLNDILAL=1 &(NDTXNOND or NDMRNOND=1,3,11,13))	17	0.03
TXRHNHDL	Len: 1	NO TRT/ADDL TRT PST YR B/C COULD HANDL PRB W/O TRT	Freq	Pct
	.	= Felt No Need for Drg/Alc Trt Pst Yr (FLNDILAL=2)	54969	99.45
	0	= No/Unknown (Otherwise)	286	0.52
	1	= Yes (FLNDILAL=1 &(NDTXHNHL or NDMRHNDL=1,3,11,13)).....	16	0.03
TXRNNHLP	Len: 1	NO TRT/ADDL TRT PST YR B/C DIDNT THINK WOULD HELP	Freq	Pct
	.	= Felt No Need for Drg/Alc Trt Pst Yr (FLNDILAL=2)	54969	99.45
	0	= No/Unknown (Otherwise)	294	0.53
	1	= Yes (FLNDILAL=1 &(NDTXNHLP or NDMRNHLP=1,3,11,13))	8	0.01

RECODED SUBSTANCE TREATMENT

TXRNBUSY	Len: 1	NO TRT/ADDL TRT PST YR B/C DIDNT HAVE TIME	Freq	Pct
	.	= Felt No Need for Drg/Alc Trt Pst Yr (FLNDILAL=2)	54969	99.45
	0	= No/Unknown (Otherwise)	290	0.52
	1	= Yes (FLNDILAL=1 &(NDTXBUSY or NDMRBUSY=1,3,11,13))	12	0.02

TXRNFOUT	Len: 1	NO TRT/ADDL TRT PST YR B/C NOT WANT OTHRS TO KNOW	Freq	Pct
	.	= Felt No Need for Drg/Alc Trt Pst Yr (FLNDILAL=2)	54969	99.45
	0	= No/Unknown (Otherwise)	292	0.53
	1	= Yes (FLNDILAL=1 &(NDTXFOUT or NDMRFOUT=1,3,11,13))	10	0.02

PREGNANCY AND HEALTH CARE

PREGNANCY AND HEALTH CARE

The next questions are about your health and health care.

Are you currently pregnant?

PREGNANT	Len: 2	ARE YOU PREGNANT	Freq	Pct
		1 = Yes	758	1.37
		2 = No.....	21225	38.40
		94 = DON'T KNOW.....	47	0.09
		97 = REFUSED	13	0.02
		98 = BLANK (NO ANSWER).....	39	0.07
		99 = LEGITIMATE SKIP	33189	60.05

During the past 12 months, that is since DATEFILL, how many different times have you been treated in an emergency room for any reason?

NMERTMT2	Len: 3	# OF TIMES BEEN TREATED IN EMER ROOM PAST 12 MOS	Freq	Pct
		RANGE = 0 - 30.....	53931	97.58
		31 = 31 or more	13	0.02
		994 = DON'T KNOW.....	1024	1.85
		997 = REFUSED	291	0.53
		998 = BLANK (NO ANSWER).....	12	0.02

During the past 12 months, have you stayed overnight or longer as an inpatient in a hospital?

INHOSPYR	Len: 2	STAYED OVERNIGHT AS INPNT IN HOSP PAST 12 MOS	Freq	Pct
		1 = Yes	4581	8.29
		2 = No.....	50459	91.29
		94 = DON'T KNOW.....	146	0.26
		97 = REFUSED	73	0.13
		98 = BLANK (NO ANSWER).....	12	0.02

During the past 12 months, how many nights were you an inpatient in a hospital?

NMNGTHS2	Len: 3	# NIGHTS STAYED IN HOSPITAL OVERNIGHT OR LONGER	Freq	Pct
		RANGE = 1 - 30.....	4438	8.03
		31 = 31 or more	66	0.12
		994 = DON'T KNOW.....	65	0.12
		997 = REFUSED	85	0.15
		998 = BLANK (NO ANSWER).....	158	0.29
		999 = LEGITIMATE SKIP	50459	91.29

The following is a list of health conditions. Please read the list, and type in the numbers of any of these conditions that a doctor or other medical professional has ever told you that you had.

Please type in the numbers of any that apply.

LIFANXD	Len: 2	EVER HAD ANXIETY DISORDER	Freq	Pct
		1 = Response entered	5700	10.31
		6 = Response not entered.....	20579	37.23
		85 = BAD DATA Logically assigned	36	0.07
		94 = DON'T KNOW.....	633	1.15
		97 = REFUSED	427	0.77
		98 = BLANK (NO ANSWER).....	12	0.02
		99 = LEGITIMATE SKIP (LIFNONE=95).....	27884	50.45

PREGNANCY AND HEALTH CARE

LIFASMA	Len: 2	EVER HAD ASTHMA	Freq	Pct
		1 = Response entered	7749	14.02
		6 = Response not entered.....	18530	33.53
		85 = BAD DATA Logically assigned	36	0.07
		94 = DON'T KNOW.....	633	1.15
		97 = REFUSED	427	0.77
		98 = BLANK (NO ANSWER).....	12	0.02
		99 = LEGITIMATE SKIP (LIFNONE=95)	27884	50.45

LIFBRONC	Len: 2	EVER HAD BRONCHITIS	Freq	Pct
		1 = Response entered	4647	8.41
		6 = Response not entered.....	21632	39.14
		85 = BAD DATA Logically assigned	36	0.07
		94 = DON'T KNOW.....	633	1.15
		97 = REFUSED	427	0.77
		98 = BLANK (NO ANSWER).....	12	0.02
		99 = LEGITIMATE SKIP (LIFNONE=95)	27884	50.45

LIFCIRR	Len: 2	EVER HAD CIRRHOSIS OF THE LIVER	Freq	Pct
		1 = Response entered	91	0.16
		6 = Response not entered.....	26188	47.38
		85 = BAD DATA Logically assigned	36	0.07
		94 = DON'T KNOW.....	633	1.15
		97 = REFUSED	427	0.77
		98 = BLANK (NO ANSWER).....	12	0.02
		99 = LEGITIMATE SKIP (LIFNONE=95)	27884	50.45

LIFDEPRS	Len: 2	EVER HAD DEPRESSION	Freq	Pct
		1 = Response entered	6737	12.19
		6 = Response not entered.....	19542	35.36
		85 = BAD DATA Logically assigned	36	0.07
		94 = DON'T KNOW.....	633	1.15
		97 = REFUSED	427	0.77
		98 = BLANK (NO ANSWER).....	12	0.02
		99 = LEGITIMATE SKIP (LIFNONE=95)	27884	50.45

LIFDIAB	Len: 2	EVER HAD DIABETES	Freq	Pct
		1 = Response entered	2612	4.73
		6 = Response not entered.....	23667	42.82
		85 = BAD DATA Logically assigned	36	0.07
		94 = DON'T KNOW.....	633	1.15
		97 = REFUSED	427	0.77
		98 = BLANK (NO ANSWER).....	12	0.02
		99 = LEGITIMATE SKIP (LIFNONE=95)	27884	50.45

LIFHARTD	Len: 2	EVER HAD HEART DISEASE	Freq	Pct
		1 = Response entered	1364	2.47
		6 = Response not entered.....	24915	45.08
		85 = BAD DATA Logically assigned	36	0.07
		94 = DON'T KNOW.....	633	1.15
		97 = REFUSED	427	0.77
		98 = BLANK (NO ANSWER).....	12	0.02
		99 = LEGITIMATE SKIP (LIFNONE=95)	27884	50.45

PREGNANCY AND HEALTH CARE

LIFHEPAT	Len: 2	EVER HAD HEPATITIS	Freq	Pct
		1 = Response entered	369	0.67
		6 = Response not entered.....	25910	46.88
		85 = BAD DATA Logically assigned	36	0.07
		94 = DON'T KNOW.....	633	1.15
		97 = REFUSED	427	0.77
		98 = BLANK (NO ANSWER).....	12	0.02
		99 = LEGITIMATE SKIP (LIFNONE=95).....	27884	50.45

LIFHBP	Len: 2	EVER HAD HIGH BLOOD PRESSURE	Freq	Pct
		1 = Response entered	7018	12.70
		6 = Response not entered.....	19261	34.85
		85 = BAD DATA Logically assigned	36	0.07
		94 = DON'T KNOW.....	633	1.15
		97 = REFUSED	427	0.77
		98 = BLANK (NO ANSWER).....	12	0.02
		99 = LEGITIMATE SKIP (LIFNONE=95).....	27884	50.45

LIFHIV	Len: 2	EVER HAD HIV/AIDS	Freq	Pct
		1 = Response entered	77	0.14
		6 = Response not entered.....	26202	47.41
		85 = BAD DATA Logically assigned	36	0.07
		94 = DON'T KNOW.....	633	1.15
		97 = REFUSED	427	0.77
		98 = BLANK (NO ANSWER).....	12	0.02
		99 = LEGITIMATE SKIP (LIFNONE=95).....	27884	50.45

LIFLUNCA	Len: 2	EVER HAD LUNG CANCER	Freq	Pct
		1 = Response entered	59	0.11
		6 = Response not entered.....	26220	47.44
		85 = BAD DATA Logically assigned	36	0.07
		94 = DON'T KNOW.....	633	1.15
		97 = REFUSED	427	0.77
		98 = BLANK (NO ANSWER).....	12	0.02
		99 = LEGITIMATE SKIP (LIFNONE=95).....	27884	50.45

LIFPANC	Len: 2	EVER HAD PANCREATITIS	Freq	Pct
		1 = Response entered	267	0.48
		6 = Response not entered.....	26012	47.06
		85 = BAD DATA Logically assigned	36	0.07
		94 = DON'T KNOW.....	633	1.15
		97 = REFUSED	427	0.77
		98 = BLANK (NO ANSWER).....	12	0.02
		99 = LEGITIMATE SKIP (LIFNONE=95).....	27884	50.45

LIFPNEU	Len: 2	EVER HAD PNEUMONIA	Freq	Pct
		1 = Response entered	2616	4.73
		6 = Response not entered.....	23663	42.81
		85 = BAD DATA Logically assigned	36	0.07
		94 = DON'T KNOW.....	633	1.15
		97 = REFUSED	427	0.77
		98 = BLANK (NO ANSWER).....	12	0.02
		99 = LEGITIMATE SKIP (LIFNONE=95).....	27884	50.45

PREGNANCY AND HEALTH CARE

LIFSTDS	Len: 2	EVER HAD SEXUALLY TRANSMITTED DISEASE	Freq	Pct
		1 = Response entered	1824	3.30
		6 = Response not entered.....	24455	44.25
		85 = BAD DATA Logically assigned	36	0.07
		94 = DON'T KNOW.....	633	1.15
		97 = REFUSED	427	0.77
		98 = BLANK (NO ANSWER).....	12	0.02
		99 = LEGITIMATE SKIP (LIFNONE=95).....	27884	50.45

LIFSINUS	Len: 2	EVER HAD SINUSITIS	Freq	Pct
		1 = Response entered	3492	6.32
		6 = Response not entered.....	22787	41.23
		85 = BAD DATA Logically assigned	36	0.07
		94 = DON'T KNOW.....	633	1.15
		97 = REFUSED	427	0.77
		98 = BLANK (NO ANSWER).....	12	0.02
		99 = LEGITIMATE SKIP (LIFNONE=95).....	27884	50.45

LIFSLPAP	Len: 2	EVER HAD SLEEP APNEA	Freq	Pct
		1 = Response entered	2076	3.76
		6 = Response not entered.....	24203	43.79
		85 = BAD DATA Logically assigned	36	0.07
		94 = DON'T KNOW.....	633	1.15
		97 = REFUSED	427	0.77
		98 = BLANK (NO ANSWER).....	12	0.02
		99 = LEGITIMATE SKIP (LIFNONE=95).....	27884	50.45

LIFSTROK	Len: 2	EVER HAD STROKE	Freq	Pct
		1 = Response entered	380	0.69
		6 = Response not entered.....	25899	46.86
		85 = BAD DATA Logically assigned	36	0.07
		94 = DON'T KNOW.....	633	1.15
		97 = REFUSED	427	0.77
		98 = BLANK (NO ANSWER).....	12	0.02
		99 = LEGITIMATE SKIP (LIFNONE=95).....	27884	50.45

LIFTINN	Len: 2	EVER HAD TINNITUS	Freq	Pct
		1 = Response entered	681	1.23
		6 = Response not entered.....	25598	46.31
		85 = BAD DATA Logically assigned	36	0.07
		94 = DON'T KNOW.....	633	1.15
		97 = REFUSED	427	0.77
		98 = BLANK (NO ANSWER).....	12	0.02
		99 = LEGITIMATE SKIP (LIFNONE=95).....	27884	50.45

LIFTUBRC	Len: 2	EVER HAD TUBERCULOSIS	Freq	Pct
		1 = Response entered	135	0.24
		6 = Response not entered.....	26144	47.30
		85 = BAD DATA Logically assigned	36	0.07
		94 = DON'T KNOW.....	633	1.15
		97 = REFUSED	427	0.77
		98 = BLANK (NO ANSWER).....	12	0.02
		99 = LEGITIMATE SKIP (LIFNONE=95).....	27884	50.45

PREGNANCY AND HEALTH CARE

LIFULCER	Len: 2	EVER HAD ULCER OR ULCERS	Freq	Pct
		1 = Response entered	1226	2.22
		6 = Response not entered.....	25053	45.33
		85 = BAD DATA Logically assigned	36	0.07
		94 = DON'T KNOW.....	633	1.15
		97 = REFUSED	427	0.77
		98 = BLANK (NO ANSWER).....	12	0.02
		99 = LEGITIMATE SKIP (LIFNONE=95).....	27884	50.45

LIFNONE	Len: 2	NONE OF THE ABOVE - NEVER HAD ANY OF THESE CONDITIONS	Freq	Pct
		85 = BAD DATA Logically assigned	36	0.07
		94 = DON'T KNOW.....	633	1.15
		95 = Response entered.....	27884	50.45
		97 = REFUSED	427	0.77
		98 = BLANK (NO ANSWER).....	12	0.02
		99 = LEGITIMATE SKIP	26279	47.55

Which, if any, of these conditions did a doctor or other medical professional tell you that you had in the past 12 months?

YRANXD	Len: 2	DR SAID R HAD ANXIETY DISORDER IN PAST YEAR	Freq	Pct
		1 = Response entered	3904	7.06
		6 = Response not entered.....	653	1.18
		85 = BAD DATA Logically assigned	36	0.07
		89 = LEGITIMATE SKIP Logically assigned.....	129	0.23
		94 = DON'T KNOW.....	658	1.19
		97 = REFUSED	440	0.80
		98 = BLANK (NO ANSWER).....	12	0.02
		99 = LEGITIMATE SKIP	49439	89.45

YRASMA	Len: 2	DR SAID R HAD ASTHMA IN PAST YEAR	Freq	Pct
		1 = Response entered	4075	7.37
		6 = Response not entered.....	990	1.79
		85 = BAD DATA Logically assigned	36	0.07
		89 = LEGITIMATE SKIP Logically assigned.....	104	0.19
		94 = DON'T KNOW.....	680	1.23
		97 = REFUSED	443	0.80
		98 = BLANK (NO ANSWER).....	12	0.02
		99 = LEGITIMATE SKIP	48931	88.53

YRBRONC	Len: 2	DR SAID R HAD BRONCHITIS IN PAST YEAR	Freq	Pct
		1 = Response entered	1720	3.11
		6 = Response not entered.....	1202	2.17
		85 = BAD DATA Logically assigned	36	0.07
		89 = LEGITIMATE SKIP Logically assigned.....	147	0.27
		94 = DON'T KNOW.....	650	1.18
		97 = REFUSED	430	0.78
		98 = BLANK (NO ANSWER).....	12	0.02
		99 = LEGITIMATE SKIP	51074	92.41

YRCIRR	Len: 2	DR SAID R HAD CIRRHOSIS OF THE LIVER IN PAST YR	Freq	Pct
		1 = Response entered	40	0.07
		6 = Response not entered.....	30	0.05
		85 = BAD DATA Logically assigned	36	0.07
		89 = LEGITIMATE SKIP Logically assigned.....	165	0.30
		94 = DON'T KNOW.....	634	1.15
		97 = REFUSED	428	0.77
		98 = BLANK (NO ANSWER).....	12	0.02
		99 = LEGITIMATE SKIP	53926	97.57

PREGNANCY AND HEALTH CARE

YRDEPRS	Len: 2	DR SAID R HAD DEPRESSION IN PAST YEAR		Freq	Pct
		1 = Response entered		4155	7.52
		6 = Response not entered.....		1040	1.88
		85 = BAD DATA Logically assigned		36	0.07
		89 = LEGITIMATE SKIP Logically assigned.....		129	0.23
		94 = DON'T KNOW.....		660	1.19
		97 = REFUSED		438	0.79
		98 = BLANK (NO ANSWER).....		12	0.02
		99 = LEGITIMATE SKIP		48801	88.29
YRDIAB	Len: 2	DR SAID R HAD DIABETES IN PAST YEAR		Freq	Pct
		1 = Response entered		2137	3.87
		6 = Response not entered.....		203	0.37
		85 = BAD DATA Logically assigned		36	0.07
		89 = LEGITIMATE SKIP Logically assigned.....		154	0.28
		94 = DON'T KNOW.....		645	1.17
		97 = REFUSED		428	0.77
		98 = BLANK (NO ANSWER).....		12	0.02
		99 = LEGITIMATE SKIP		51656	93.46
YRHARTD	Len: 2	DR SAID R HAD HEART DISEASE IN PAST YEAR		Freq	Pct
		1 = Response entered		982	1.78
		6 = Response not entered.....		176	0.32
		85 = BAD DATA Logically assigned		36	0.07
		89 = LEGITIMATE SKIP Logically assigned.....		155	0.28
		94 = DON'T KNOW.....		643	1.16
		97 = REFUSED		429	0.78
		98 = BLANK (NO ANSWER).....		12	0.02
		99 = LEGITIMATE SKIP		52838	95.60
YRHEPAT	Len: 2	DR SAID R HAD HEPATITIS IN PAST YEAR		Freq	Pct
		1 = Response entered		130	0.24
		6 = Response not entered.....		104	0.19
		85 = BAD DATA Logically assigned		36	0.07
		89 = LEGITIMATE SKIP Logically assigned.....		160	0.29
		94 = DON'T KNOW.....		638	1.15
		97 = REFUSED		429	0.78
		98 = BLANK (NO ANSWER).....		12	0.02
		99 = LEGITIMATE SKIP		53762	97.27
YRHBP	Len: 2	DR SAID R HAD HIGH BLOOD PRESSURE IN PAST YEAR		Freq	Pct
		1 = Response entered		5439	9.84
		6 = Response not entered.....		588	1.06
		85 = BAD DATA Logically assigned		36	0.07
		89 = LEGITIMATE SKIP Logically assigned.....		137	0.25
		94 = DON'T KNOW.....		658	1.19
		97 = REFUSED		432	0.78
		98 = BLANK (NO ANSWER).....		12	0.02
		99 = LEGITIMATE SKIP		47969	86.79
YRHIV	Len: 2	DR SAID R HAD HIV/AIDS IN PAST YEAR		Freq	Pct
		1 = Response entered		51	0.09
		6 = Response not entered.....		10	0.02
		85 = BAD DATA Logically assigned		36	0.07
		89 = LEGITIMATE SKIP Logically assigned.....		165	0.30
		94 = DON'T KNOW.....		634	1.15
		97 = REFUSED		428	0.77
		98 = BLANK (NO ANSWER).....		12	0.02
		99 = LEGITIMATE SKIP		53935	97.58

PREGNANCY AND HEALTH CARE

YRLUNCA	Len: 2	DR SAID R HAD LUNG CANCER IN PAST YEAR	Freq	Pct
		1 = Response entered	22	0.04
		6 = Response not entered.....	22	0.04
		85 = BAD DATA Logically assigned	36	0.07
		89 = LEGITIMATE SKIP Logically assigned.....	167	0.30
		94 = DON'T KNOW.....	633	1.15
		97 = REFUSED	427	0.77
		98 = BLANK (NO ANSWER).....	12	0.02
		99 = LEGITIMATE SKIP	53952	97.61
YRPANCR	Len: 2	DR SAID R HAD PANCREATITIS IN PAST YEAR	Freq	Pct
		1 = Response entered	83	0.15
		6 = Response not entered.....	93	0.17
		85 = BAD DATA Logically assigned	36	0.07
		89 = LEGITIMATE SKIP Logically assigned.....	165	0.30
		94 = DON'T KNOW.....	635	1.15
		97 = REFUSED	427	0.77
		98 = BLANK (NO ANSWER).....	12	0.02
		99 = LEGITIMATE SKIP	53820	97.37
YRPNEU	Len: 2	DR SAID R HAD PNEUMONIA IN PAST YEAR	Freq	Pct
		1 = Response entered	565	1.02
		6 = Response not entered.....	985	1.78
		85 = BAD DATA Logically assigned	36	0.07
		89 = LEGITIMATE SKIP Logically assigned.....	155	0.28
		94 = DON'T KNOW.....	643	1.16
		97 = REFUSED	429	0.78
		98 = BLANK (NO ANSWER).....	12	0.02
		99 = LEGITIMATE SKIP	52446	94.89
YRSTDS	Len: 2	DR SAID R HAD SEXUALLY TRANSMITTED DISEASE PST YR	Freq	Pct
		1 = Response entered	668	1.21
		6 = Response not entered.....	416	0.75
		85 = BAD DATA Logically assigned	36	0.07
		89 = LEGITIMATE SKIP Logically assigned.....	159	0.29
		94 = DON'T KNOW.....	638	1.15
		97 = REFUSED	430	0.78
		98 = BLANK (NO ANSWER).....	12	0.02
		99 = LEGITIMATE SKIP	52912	95.73
YRSINUS	Len: 2	DR SAID R HAD SINUSITIS IN PAST YEAR	Freq	Pct
		1 = Response entered	1742	3.15
		6 = Response not entered.....	809	1.46
		85 = BAD DATA Logically assigned	36	0.07
		89 = LEGITIMATE SKIP Logically assigned.....	161	0.29
		94 = DON'T KNOW.....	638	1.15
		97 = REFUSED	428	0.77
		98 = BLANK (NO ANSWER).....	12	0.02
		99 = LEGITIMATE SKIP	51445	93.08
YRSLPAP	Len: 2	DR SAID R HAD SLEEP APNEA IN PAST YEAR	Freq	Pct
		1 = Response entered	1268	2.29
		6 = Response not entered.....	456	0.83
		85 = BAD DATA Logically assigned	36	0.07
		89 = LEGITIMATE SKIP Logically assigned.....	151	0.27
		94 = DON'T KNOW.....	646	1.17
		97 = REFUSED	430	0.78
		98 = BLANK (NO ANSWER).....	12	0.02
		99 = LEGITIMATE SKIP	52272	94.57

PREGNANCY AND HEALTH CARE

YRSTROK	Len: 2	DR SAID R HAD STROKE IN PAST YEAR		
		1 = Response entered	139	0.25
		6 = Response not entered.....	151	0.27
		85 = BAD DATA Logically assigned	36	0.07
		89 = LEGITIMATE SKIP Logically assigned.....	163	0.29
		94 = DON'T KNOW.....	635	1.15
		97 = REFUSED	429	0.78
		98 = BLANK (NO ANSWER).....	12	0.02
		99 = LEGITIMATE SKIP	53706	97.17
YRTINN	Len: 2	DR SAID R HAD TINNITUS IN PAST YEAR		
		1 = Response entered	331	0.60
		6 = Response not entered.....	192	0.35
		85 = BAD DATA Logically assigned	36	0.07
		89 = LEGITIMATE SKIP Logically assigned.....	161	0.29
		94 = DON'T KNOW.....	638	1.15
		97 = REFUSED	428	0.77
		98 = BLANK (NO ANSWER).....	12	0.02
		99 = LEGITIMATE SKIP	53473	96.75
YRTUBRC	Len: 2	DR SAID R HAD TUBERCULOSIS IN PAST YEAR		
		1 = Response entered	26	0.05
		6 = Response not entered.....	30	0.05
		85 = BAD DATA Logically assigned	36	0.07
		89 = LEGITIMATE SKIP Logically assigned.....	164	0.30
		94 = DON'T KNOW.....	636	1.15
		97 = REFUSED	427	0.77
		98 = BLANK (NO ANSWER).....	12	0.02
		99 = LEGITIMATE SKIP	53940	97.59
YRULCER	Len: 2	DR SAID R HAD ULCER OR ULCERS IN PAST YEAR		
		1 = Response entered	441	0.80
		6 = Response not entered.....	398	0.72
		85 = BAD DATA Logically assigned	36	0.07
		89 = LEGITIMATE SKIP Logically assigned.....	159	0.29
		94 = DON'T KNOW.....	640	1.16
		97 = REFUSED	428	0.77
		98 = BLANK (NO ANSWER).....	12	0.02
		99 = LEGITIMATE SKIP	53157	96.18
YRNONE	Len: 2	NONE OF THE ABOVE IN PAST YEAR		
		85 = BAD DATA Logically assigned	36	0.07
		94 = DON'T KNOW.....	761	1.38
		95 = Response entered.....	7803	14.12
		97 = REFUSED	466	0.84
		98 = BLANK (NO ANSWER).....	12	0.02
		99 = LEGITIMATE SKIP	46193	83.58

PREGNANCY AND HEALTH CARE

NOTE: In the variable HTANSWER, reported preferences to answer in feet and inches or in inches only were combined into a single value. Reported preferences to answer in meters and centimeters or in centimeters only were combined into a single value.

This question asks about your height.

To answer in feet and inches, press 1. To answer in meters and centimeters, press 2. To answer in inches only, press 3. To answer in centimeters only, press 4. Then press [ENTER] to continue.

HTANSWER ¹	Len: 2	PREFERRED WAY TO REPORT HEIGHT	Freq	Pct
		1 = Feet/inches or inches only	53209	96.27
		2 = Meters/cm or cm only.....	1303	2.36
		94 = DON'T KNOW.....	478	0.86
		97 = REFUSED	268	0.48
		98 = BLANK (NO ANSWER).....	13	0.02

NOTE: HTINCHE2 was recoded to inches from reports of heights in feet and inches, meters and centimeters, or centimeters only. Heights in meters and centimeters first were converted to centimeters. For respondents who chose to report their height in metric units, a conversion factor was applied of 0.393701 inches to 1 centimeter to produce a height in inches. HTINCHE2 was then rounded to the nearest integer and top coded at 75 inches and bottom coded at 55 inches.

About how tall are you, without shoes? First, please type in the number of feet, then press [ENTER].

Please type in the number of inches and then press [ENTER].

About how tall are you, without shoes? First, please type in the number of meters, then press [ENTER].

Please type in the number of centimeters and then press [ENTER].

HTINCHE2 ¹	Len: 3	HEIGHT IN INCHES WITHOUT SHOES - RECODE	Freq	Pct
		RANGE = 55 - 75.....	53728	97.21
		985 = BAD DATA Logically assigned	132	0.24
		994 = DON'T KNOW.....	1043	1.89
		997 = REFUSED	354	0.64
		998 = BLANK (NO ANSWER).....	14	0.03

The next question asks about your weight.

To answer in pounds, press 1. To answer in kilograms, press 2. Then press [ENTER] to continue.

WTANSWER ¹	Len: 2	PREFERRED WAY TO REPORT WEIGHT	Freq	Pct
		1 = Pounds	53606	96.99
		2 = Kilograms.....	834	1.51
		94 = DON'T KNOW.....	377	0.68
		97 = REFUSED	441	0.80
		98 = BLANK (NO ANSWER).....	13	0.02

PREGNANCY AND HEALTH CARE

NOTE: WTPOUND2 was recoded to pounds from reports of weights in kilograms. For respondents who chose to report their weight in kilograms, a conversion factor was applied of 2.20462 pounds to 1 kilogram to produce a weight in pounds. Females aged 12 to 44 who were currently pregnant were asked to report their weight before they got pregnant. WTPOUND2 was then rounded to the nearest integer and top coded at 295 pounds and bottom coded at 75 pounds.

About how much do you weigh? Please type in the number of pounds and then press [ENTER].

About how much do you weigh? Please type in the number of kilograms and then press [ENTER].

About how much did you weigh before you got pregnant? Please type in the number of pounds and then press [ENTER].

About how much did you weigh before you got pregnant? Please type in the number of kilograms and then press [ENTER].

WTPOUND2¹	Len: 3	WEIGHT IN POUNDS - RECODE	Freq	Pct
		RANGE = 75 - 295.....	53803	97.34
		9985 = BAD DATA Logically assigned.....	132	0.24
		9994 = DON'T KNOW.....	736	1.33
		9997 = REFUSED.....	587	1.06
		9998 = BLANK (NO ANSWER).....	13	0.02

During the past 12 months, how many times have you visited a doctor, nurse, physician assistant or nurse practitioner about your own health at a doctor's office, a clinic, or some other place?

NMVSOPT2	Len: 3	# OUTPATIENT VISITS PAST 12 MOS - RECODE	Freq	Pct
		RANGE = 0 - 15.....	52001	94.08
		16 = 16 - 20 times.....	548	0.99
		17 = 21 - 25 times.....	200	0.36
		18 = 26 - 30 times.....	196	0.35
		19 = 31+ times.....	290	0.52
		994 = DON'T KNOW.....	1721	3.11
		997 = REFUSED.....	302	0.55
		998 = BLANK (NO ANSWER).....	13	0.02

What is your best guess of how many times you have visited a doctor, nurse, physician assistant or nurse practitioner about your own health at a doctor's office, a clinic, or some other place in the past 12 months?

NMVSOEST	Len: 2	# TIMES VISITED DR ABOUT OWN HEALTH PST YR	Freq	Pct
		0 = I have not visited a dr in the past 12 mos.....	240	0.43
		1 = 1 time.....	182	0.33
		2 = 2-3 times.....	323	0.58
		3 = 4-5 times.....	251	0.45
		4 = 6-7 times.....	125	0.23
		5 = 8-9 times.....	91	0.16
		6 = 10-12 times.....	71	0.13
		7 = 13-15 times.....	40	0.07
		8 = 16 or more times.....	118	0.21
		94 = DON'T KNOW.....	422	0.76
		97 = REFUSED.....	160	0.29
		98 = BLANK (NO ANSWER).....	13	0.02
		99 = LEGITIMATE SKIP.....	53235	96.32

During the past 12 months, did any doctor or other health care professional ask, either in person or on a form, if you:

HPUSETOB	Len: 2	HEALTH PROF ASKED PST 12 MOS: TOBACCO USE	Freq	Pct
		1 = Yes.....	31488	56.97
		2 = No.....	13131	23.76
		94 = DON'T KNOW.....	404	0.73
		97 = REFUSED.....	38	0.07
		98 = BLANK (NO ANSWER).....	661	1.20
		99 = LEGITIMATE SKIP.....	9549	17.28

PREGNANCY AND HEALTH CARE

HPUSEALC	Len: 2	HEALTH PROF ASKED PST 12 MOS: ALCOHOL USE	Freq	Pct
		1 = Yes	29778	53.88
		2 = No.....	14858	26.88
		94 = DON'T KNOW.....	385	0.70
		97 = REFUSED	40	0.07
		98 = BLANK (NO ANSWER).....	661	1.20
		99 = LEGITIMATE SKIP	9549	17.28

HPUSEDRG	Len: 2	HEALTH PROF ASKED PST 12 MOS: DRUG USE	Freq	Pct
		1 = Yes	23452	42.43
		2 = No.....	21067	38.12
		94 = DON'T KNOW.....	506	0.92
		97 = REFUSED	36	0.07
		98 = BLANK (NO ANSWER).....	661	1.20
		99 = LEGITIMATE SKIP	9549	17.28

NOTE: Beginning in 2014, respondents are not asked the question corresponding to HPQTTTOB if they were lifetime but not past year users of tobacco products. If respondents reported that they last smoked cigarettes, used smokeless tobacco, or smoked cigars more than 12 months prior to their interview date and that they never smoked tobacco in a pipe, codes of 93 in HPQTTTOB indicate that these respondents had not used tobacco products in the past 12 months. However, respondents who smoked tobacco in a pipe in their lifetime were asked whether they did so in the past 30 days but they were not asked whether they smoked tobacco in a pipe more than 30 days ago but within the past 12 months. Therefore, the code of 93 in HPQTTTOB also applied to respondents who smoked tobacco in a pipe in their lifetime but not in the past 30 days and who last used other tobacco products more than 12 months ago (or never used other tobacco products). If respondents reported never using tobacco products or not using them in the past 12 months (including not smoking tobacco in a pipe in the past 30 days) and also that they did not have any health care visits in the past 12 months (emergency room visits, overnight hospitalizations, or outpatient visits), indication that these respondents had not used tobacco products in the past 12 months or in their lifetime (as indicated by codes of 91 or 93) took precedence over assignment of codes to indicate that these respondents did not have any health care visits in the past 12 months. Codes of 89 or 99 in HPQTTTOB applied to respondents who used tobacco products in the past 12 months or whose status as a tobacco user in the past 12 months was unknown but who did not have any health care visits in the past 12 months.

During the past 12 months, did any doctor or other health care professional advise you to quit smoking cigarettes or quit using any other tobacco products?

HPQTTTOB	Len: 2	HEALTH PROF ADVISED YOU TO QUIT TOBACCO USE	Freq	Pct
		1 = Yes	6467	11.70
		2 = No.....	7455	13.49
		91 = NEVER USED TOBACCO PRODUCTS	22881	41.40
		93 = DID NOT USE TOBACCO IN PAST 12 MOS (See note)	14284	25.84
		94 = DON'T KNOW.....	22	0.04
		97 = REFUSED	27	0.05
		98 = BLANK (NO ANSWER).....	352	0.64
		99 = LEGITIMATE SKIP (No health care visits pst 12 mos)	3783	6.84

PREGNANCY AND HEALTH CARE

NOTE: In HPALCMT, HPALCFRQ, HPALCPRB, HPALCCUT, HPALCTX, and HPALCNOT, if respondents reported never using alcohol or not using it in the past 12 months and also that they did not have any health care visits in the past 12 months (emergency room visits, overnight hospitalizations, or outpatient visits), indication that respondents never used alcohol or did not use it in the past 12 months (as indicated by codes of 91 or 93) took precedence over assignment of codes to indicate that these respondents did not have any health care visits in the past 12 months. Codes of 99 in these variables applied to respondents who used alcohol in the past 12 months or whose status as a past year alcohol user was unknown but who did not have any health care visits in the past 12 months.

Please think about all of the talks you have had with a doctor or other health care professional during the past 12 months when you answer this question. Choose the statement or statements below that describe any discussions you may have had in person with a doctor or other health professional about your alcohol use.

Please think about [VISITFILL] during the past 12 months when you answer this question. Choose the statement or statements below that describe any discussion you may have had in person with a doctor or other health professional about your alcohol use.

To select more than one statement, press the space bar between each number you type. When you have finished, press [ENTER].

HPALCMT	Len: 2	DOCTOR ASKED HOW MUCH YOU DRINK	Freq	Pct
	1 = Yes		10768	19.48
	2 = No (Not entered)		3600	6.51
	85 = BAD DATA Logically assigned		1	0.00
	91 = NEVER USED ALCOHOL.....		14571	26.36
	93 = DID NOT USE ALCOHOL IN THE PAST 12 MONTHS		6273	11.35
	94 = DON'T KNOW.....		496	0.90
	97 = REFUSED		313	0.57
	98 = BLANK (NO ANSWER).....		377	0.68
	99 = LEGITIMATE SKIP		18872	34.14

HPALCFRQ	Len: 2	DOCTOR ASKED HOW OFTEN YOU DRINK	Freq	Pct
	1 = Yes		9802	17.73
	2 = No (Not entered)		4566	8.26
	91 = NEVER USED ALCOHOL.....		14571	26.36
	93 = DID NOT USE ALCOHOL IN THE PAST 12 MONTHS		6273	11.35
	94 = DON'T KNOW.....		496	0.90
	97 = REFUSED		313	0.57
	98 = BLANK (NO ANSWER).....		378	0.68
	99 = LEGITIMATE SKIP		18872	34.14

HPALCPRB	Len: 2	DOCTOR ASKED IF ANY DRINKING PROBS	Freq	Pct
	1 = Yes		1927	3.49
	2 = No (Not entered)		12441	22.51
	91 = NEVER USED ALCOHOL.....		14571	26.36
	93 = DID NOT USE ALCOHOL IN THE PAST 12 MONTHS		6273	11.35
	94 = DON'T KNOW.....		496	0.90
	97 = REFUSED		313	0.57
	98 = BLANK (NO ANSWER).....		378	0.68
	99 = LEGITIMATE SKIP		18872	34.14

HPALCCUT	Len: 2	DOCTOR ADVISED YOU TO CUT DOWN ON DRINKING	Freq	Pct
	1 = Yes		799	1.45
	2 = No (Not entered)		13569	24.55
	91 = NEVER USED ALCOHOL.....		14571	26.36
	93 = DID NOT USE ALCOHOL IN THE PAST 12 MONTHS		6273	11.35
	94 = DON'T KNOW.....		496	0.90
	97 = REFUSED		313	0.57
	98 = BLANK (NO ANSWER).....		378	0.68
	99 = LEGITIMATE SKIP		18872	34.14

PREGNANCY AND HEALTH CARE

HPALCTX	Len: 2	DOCTOR OFFERED INFO ABOUT ALCOHOL TREATMT	Freq	Pct
		1 = Yes	529	0.96
		2 = No (Not entered)	13839	25.04
		91 = NEVER USED ALCOHOL	14571	26.36
		93 = DID NOT USE ALCOHOL IN THE PAST 12 MONTHS	6273	11.35
		94 = DON'T KNOW	496	0.90
		97 = REFUSED	313	0.57
		98 = BLANK (NO ANSWER)	378	0.68
		99 = LEGITIMATE SKIP	18872	34.14

HPALCNOT	Len: 2	DOCTOR DIDNT DISCUSS MY ALCOHOL USE WITH ME	Freq	Pct
		91 = NEVER USED ALCOHOL	14571	26.36
		93 = DID NOT USE ALCOHOL IN THE PAST 12 MONTHS	6273	11.35
		94 = DON'T KNOW	496	0.90
		95 = DR DIDNT DISCUSS ALC USE PST 12 MOS	12849	23.25
		97 = REFUSED	313	0.57
		98 = BLANK (NO ANSWER)	378	0.68
		99 = LEGITIMATE SKIP	20391	36.89

NOTE: In HPDRGTLK, if respondents reported never using marijuana, cocaine (including crack), heroin, hallucinogens, inhalants, or methamphetamine or not using these substances in the past 12 months and also that they did not have any health care visits in the past 12 months (emergency room visits, overnight hospitalizations, or outpatient visits), indication that respondents never used these drugs or last used any of them more than 12 months ago (as indicated by codes of 91 or 93) took precedence over assignment of codes to indicate that these respondents did not have any health care visits in the past 12 months. Codes of 99 in HPDRGTLK applied to respondents who used any of these drugs in the past 12 months or whose status as a past year user was unknown but who did not have any health care visits in the past 12 months. Also, a small number of respondents were routed to the question corresponding to HPDRGTLK but after the variables for most recent use of these drugs had been edited, it was determined that the respondents never used these drugs or that they last used any of them more than 12 months ago. If respondents reported that a health professional discussed their drug use with them in the past 12 months but the edited variables for most recent use of these substances indicated that respondents never used any of them, then HPDRGTLK was assigned a code of 11; otherwise, data in HPDRGTLK were overwritten with a code of 81. If respondents reported that a health professional discussed their drug use with them in the past 12 months but the edited variables for most recent use of these substances indicated that most recent use occurred more than 12 months ago, then HPDRGTLK was assigned a code of 21; otherwise, data in HPDRGTLK were overwritten with a code of 83.

During the past 12 months, did any doctor or other health care professional talk to you about your use of [MARIJUANA/COCAINE/CRACK/HEROIN/INHALANTS/HALLUCINOGENS/METHAMPHETAMINE]?

HPDRGTLK	Len: 2	HEALTH PROF DISCUSSED MY DRUG USE WITH ME	Freq	Pct
		1 = Yes	1630	2.95
		2 = No	6424	11.62
		11 = Yes but never used (see NOTE)	1	0.00
		21 = Yes but no past year use (see NOTE)	2	0.00
		81 = NEVER USED MJ/COC/HER/HAL/INH/METH Log assn	1	0.00
		83 = DID NOT USE ANY OF THESE DRUGS PST 12 MOS Log assn	4	0.01
		91 = NEVER USED MJ/COC/HER/HAL/INH/METH	30430	55.06
		93 = DID NOT USE MJ/COC/HER/HAL/INH/METH IN PST 12 MOS	14024	25.37
		94 = DON'T KNOW	27	0.05
		97 = REFUSED	28	0.05
		98 = BLANK (NO ANSWER)	680	1.23
		99 = LEGITIMATE SKIP	2020	3.65

RECODED PREGNANCY AND HEALTH CARE

RECODED PREGNANCY AND HEALTH CARE

NOTE: The variables in this section are recoded variables that were created from one or more of the edited variables from the preceding section.

NOTE: Certain source variables that were used to create recoded variables have valid values that might not have been reported or assigned for the current survey year. However, these values have been included in the general specifications in the codebook on how the recoded variables were created. See additional details about this issue in the Organization of the Data File section of this codebook introduction.

PREG	Len: 1	PREGNANT FEMALES AGED 12-44	Freq	Pct
		0 = Otherwise	54513	98.63
		1 = Pregnant Females Aged 12-44 (PREGNANT=1).....	758	1.37

PREG2	Len: 1	PREGNANCY STATUS OF FEMALES AGED 12-44	Freq	Pct
		. = Unknown (Otherwise)	99	0.18
		1 = Pregnant (PREGNANT=1)	758	1.37
		2 = Not Pregnant (PREGNANT=2).....	21225	38.40
		3 = Males/Females Not Aged 12-44 (PREGNANT=89,99)	33189	60.05

TRIMEST	Len: 1	CURRENT TRIMESTER OF PREGNANCY-FEMALES AGED 12-44	Freq	Pct
		. = Unknown	13	0.02
		1 = 1st 3 Months of Pregnancy	228	0.41
		2 = 2nd 3 Months of Pregnancy	280	0.51
		3 = Last 3 Months of Pregnancy	237	0.43
		4 = Males/Not Pregnant Females (PREG=0)	54513	98.63

BMI2 was created from the variables WTPOUND2 and HTINCHE2 according to the formula of 703 times WTPOUND2 divided by the square of HTINCHE2. BMI2 was set to a SAS missing value (unknown) if WTPOUND2 had a value of 9985, 9994, 9997, or 9998 or if HTINCHE2 had a value of 985, 994, 997, or 998.

BMI2	Len: 12	BODY MASS INDEX (BMI)	Freq	Pct
		RANGE = 9.373333333 - 68.092231405.....	53072	96.02
		. = Unknown (See comment above)	2199	3.98

NOTE: The following 40 recoded variables contain information about whether a doctor or other medical professional had told the respondent that they had a specific health condition in their lifetime or in the past year.

ANXDLIF	Len: 1	HAD ANXIETY IN LIFETIME	Freq	Pct
		. = Unknown (Otherwise)	1108	2.00
		0 = No (LIFANXD=6,99).....	48463	87.68
		1 = Yes (LIFANXD=1)	5700	10.31

ANXDYR	Len: 1	HAD ANXIETY IN PAST YEAR	Freq	Pct
		. = Unknown (Otherwise)	1146	2.07
		0 = No (YRANXD=6,89,99)	50221	90.86
		1 = Yes (YRANXD=1)	3904	7.06

ASMALIF	Len: 1	HAD ASTHMA IN LIFETIME	Freq	Pct
		. = Unknown (Otherwise)	1108	2.00
		0 = No (LIFASMA=6,99)	46414	83.98
		1 = Yes (LIFASMA=1)	7749	14.02

ASMAYR	Len: 1	HAD ASTHMA IN PAST YEAR	Freq	Pct
		. = Unknown (Otherwise)	1171	2.12
		0 = No (YRASMA=6,89,99).....	50025	90.51
		1 = Yes (YRASMA=1)	4075	7.37

RECODED PREGNANCY AND HEALTH CARE

BRONCLIF	Len: 1	HAD BRONCHITIS IN LIFETIME	Freq	Pct
	.	= Unknown (Otherwise)	1108	2.00
	0	= No (LIFBRONC=6,99)	49516	89.59
	1	= Yes (LIFBRONC=1)	4647	8.41

BRONCYR	Len: 1	HAD BRONCHITIS IN PAST YEAR	Freq	Pct
	.	= Unknown (Otherwise)	1128	2.04
	0	= No (YRBRONC=6,89,99)	52423	94.85
	1	= Yes (YRBRONC=1)	1720	3.11

CIRRLIF	Len: 1	HAD CIRRHOSIS OF THE LIVER IN LIFETIME	Freq	Pct
	.	= Unknown (Otherwise)	1108	2.00
	0	= No (LIFCIRR=6,99)	54072	97.83
	1	= Yes (LIFCIRR=1)	91	0.16

CIRRYR	Len: 1	HAD CIRRHOSIS OF THE LIVER IN PAST YEAR	Freq	Pct
	.	= Unknown (Otherwise)	1110	2.01
	0	= No (YRCIRR=6,89,99)	54121	97.92
	1	= Yes (YRCIRR=1)	40	0.07

NOTE: The following two recoded variables contain information about whether the respondent was told by a doctor or other medical professional that they had depression and are not created from variables in either the Adult or Adolescent Depression sections.

DEPRSLIF	Len: 1	HAD DEPRESSION IN LIFETIME	Freq	Pct
	.	= Unknown (Otherwise)	1108	2.00
	0	= No (LIFDEPRS=6,99)	47426	85.81
	1	= Yes (LIFDEPRS=1)	6737	12.19

DEPRSYR	Len: 1	HAD DEPRESSION IN PAST YEAR	Freq	Pct
	.	= Unknown (Otherwise)	1146	2.07
	0	= No (YRDEPRS=6,89,99)	49970	90.41
	1	= Yes (YRDEPRS=1)	4155	7.52

DIABLIF	Len: 1	HAD DIABETES IN LIFETIME	Freq	Pct
	.	= Unknown (Otherwise)	1108	2.00
	0	= No (LIFDIAB=6,99)	51551	93.27
	1	= Yes (LIFDIAB=1)	2612	4.73

DIABYR	Len: 1	HAD DIABETES IN PAST YEAR	Freq	Pct
	.	= Unknown (Otherwise)	1121	2.03
	0	= No (YRDIAB=6,89,99)	52013	94.11
	1	= Yes (YRDIAB=1)	2137	3.87

HARTDLIF	Len: 1	HAD HEART DISEASE IN LIFETIME	Freq	Pct
	.	= Unknown (Otherwise)	1108	2.00
	0	= No (LIFHARTD=6,99)	52799	95.53
	1	= Yes (LIFHARTD=1)	1364	2.47

HARTDYR	Len: 1	HAD HEART DISEASE IN PAST YEAR	Freq	Pct
	.	= Unknown (Otherwise)	1120	2.03
	0	= No (YRHARTD=6,89,99)	53169	96.20
	1	= Yes (YRHARTD=1)	982	1.78

RECODED PREGNANCY AND HEALTH CARE

HEPATLIF	Len: 1	HAD HEPATITIS IN LIFETIME		
		. = Unknown (Otherwise)	1108	2.00
		0 = No (LIFHEPAT=6,99).....	53794	97.33
		1 = Yes (LIFHEPAT=1)	369	0.67
HEPATYR	Len: 1	HAD HEPATITIS IN PAST YEAR	Freq	Pct
		. = Unknown (Otherwise)	1115	2.02
		0 = No (YRHEPAT=6,89,99)	54026	97.75
		1 = Yes (YRHEPAT=1)	130	0.24
HBPLIF	Len: 1	HAD HIGH BLOOD PRESSURE IN LIFETIME	Freq	Pct
		. = Unknown (Otherwise)	1108	2.00
		0 = No (LIFHBP=6,99)	47145	85.30
		1 = Yes (LIFHBP=1).....	7018	12.70
HBPYR	Len: 1	HAD HIGH BLOOD PRESSURE IN PAST YEAR	Freq	Pct
		. = Unknown (Otherwise)	1138	2.06
		0 = No (YRHBP=6,89,99).....	48694	88.10
		1 = Yes (YRHBP=1).....	5439	9.84
HIVLIF	Len: 1	HAD HIV/AIDS IN LIFETIME	Freq	Pct
		. = Unknown (Otherwise)	1108	2.00
		0 = No (LIFHIV=6,99).....	54086	97.86
		1 = Yes (LIFHIV=1)	77	0.14
HIVYR	Len: 1	HAD HIV/AIDS IN PAST YEAR	Freq	Pct
		. = Unknown (Otherwise)	1110	2.01
		0 = No (YRHIV=6,89,99)	54110	97.90
		1 = Yes (YRHIV=1)	51	0.09
LUNCALIF	Len: 1	HAD LUNG CANCER IN LIFETIME	Freq	Pct
		. = Unknown (Otherwise)	1108	2.00
		0 = No (LIFLUNCA=6,99).....	54104	97.89
		1 = Yes (LIFLUNCA=1).....	59	0.11
LUNCAYR	Len: 1	HAD LUNG CANCER IN PAST YEAR	Freq	Pct
		. = Unknown (Otherwise)	1108	2.00
		0 = No (YRLUNCA=6,89,99)	54141	97.96
		1 = Yes (YRLUNCA=1)	22	0.04
PANCR LIF	Len: 1	HAD PANCREATITIS IN LIFETIME	Freq	Pct
		. = Unknown (Otherwise)	1108	2.00
		0 = No (LIFPANCR=6,99)	53896	97.51
		1 = Yes (LIFPANCR=1)	267	0.48
PANCRYR	Len: 1	HAD PANCREATITIS IN PAST YEAR	Freq	Pct
		. = Unknown (Otherwise)	1110	2.01
		0 = No (YRPANCR=6,89,99)	54078	97.84
		1 = Yes (YRPANCR=1)	83	0.15

RECODED PREGNANCY AND HEALTH CARE

PNEULIF	Len: 1	HAD PNEUMONIA IN LIFETIME	Freq	Pct
	.	= Unknown (Otherwise)	1108	2.00
	0	= No (LIFPNEU=6,99).....	51547	93.26
	1	= Yes (LIFPNEU=1)	2616	4.73

PNEUYR	Len: 1	HAD PNEUMONIA IN PAST YEAR	Freq	Pct
	.	= Unknown (Otherwise)	1120	2.03
	0	= No (YRPNEU=6,89,99)	53586	96.95
	1	= Yes (YRPNEU=1)	565	1.02

NOTE: The following two recoded variables contain information about whether the respondent was told by a doctor or other medical professional they had a Sexually Transmitted Disease (STD). STD includes chlamydia, gonorrhea, herpes, and syphilis.

STDSLIF	Len: 1	HAD SEXUALLY TRANSMITTED DISEASE IN LIFETIME	Freq	Pct
	.	= Unknown (Otherwise)	1108	2.00
	0	= No (LIFSTD=6,99)	52339	94.70
	1	= Yes (LIFSTD=1)	1824	3.30

STDSYR	Len: 1	HAD SEXUALLY TRANSMITTED DISEASE IN PAST YEAR	Freq	Pct
	.	= Unknown (Otherwise)	1116	2.02
	0	= No (YRSTD=6,89,99)	53487	96.77
	1	= Yes (YRSTD=1)	668	1.21

SINUSLIF	Len: 1	HAD SINUSITIS IN LIFETIME	Freq	Pct
	.	= Unknown (Otherwise)	1108	2.00
	0	= No (LIFSINUS=6,99).....	50671	91.68
	1	= Yes (LIFSINUS=1)	3492	6.32

SINUSYR	Len: 1	HAD SINUSITIS IN PAST YEAR	Freq	Pct
	.	= Unknown (Otherwise)	1114	2.02
	0	= No (YRSINUS=6,89,99).....	52415	94.83
	1	= Yes (YRSINUS=1)	1742	3.15

SLPAPLIF	Len: 1	HAD SLEEP APNEA IN LIFETIME	Freq	Pct
	.	= Unknown (Otherwise)	1108	2.00
	0	= No (LIFSLPAP=6,99)	52087	94.24
	1	= Yes (LIFSLPAP=1)	2076	3.76

SLPAPYR	Len: 1	HAD SLEEP APNEA IN PAST YEAR	Freq	Pct
	.	= Unknown (Otherwise)	1124	2.03
	0	= No (YRSLPAP=6,89,99)	52879	95.67
	1	= Yes (YRSLPAP=1)	1268	2.29

STROKLIF	Len: 1	HAD STROKE IN LIFETIME	Freq	Pct
	.	= Unknown (Otherwise)	1108	2.00
	0	= No (LIFSTROK=6,99)	53783	97.31
	1	= Yes (LIFSTROK=1)	380	0.69

STROKYR	Len: 1	HAD STROKE IN PAST YEAR	Freq	Pct
	.	= Unknown (Otherwise)	1112	2.01
	0	= No (YRSTROK=6,89,99).....	54020	97.74
	1	= Yes (YRSTROK=1)	139	0.25

RECODED PREGNANCY AND HEALTH CARE

TINNLF	Len: 1	HAD TINNITUS IN LIFETIME	Freq	Pct
		. = Unknown (Otherwise)	1108	2.00
		0 = No (LIFTINN=6,99)	53482	96.76
		1 = Yes (LIFTINN=1).....	681	1.23
TINNYR	Len: 1	HAD TINNITUS IN PAST YEAR	Freq	Pct
		. = Unknown (Otherwise)	1114	2.02
		0 = No (YRTINN=6,89,99).....	53826	97.39
		1 = Yes (YRTINN=1).....	331	0.60
TUBRCLF	Len: 1	HAD TUBERCULOSIS IN LIFETIME	Freq	Pct
		. = Unknown (Otherwise)	1108	2.00
		0 = No (LIFTUBRC=6,99)	54028	97.75
		1 = Yes (LIFTUBRC=1).....	135	0.24
TUBRCYR	Len: 1	HAD TUBERCULOSIS IN PAST YEAR	Freq	Pct
		. = Unknown (Otherwise)	1111	2.01
		0 = No (YRTUBRC=6,89,99).....	54134	97.94
		1 = Yes (YRTUBRC=1).....	26	0.05
ULCERLF	Len: 1	HAD ULCER(S) IN LIFETIME	Freq	Pct
		. = Unknown (Otherwise)	1108	2.00
		0 = No (LIFULCER=6,99).....	52937	95.78
		1 = Yes (LIFULCER=1).....	1226	2.22
ULCERYR	Len: 1	HAD ULCER(S) IN PAST YEAR	Freq	Pct
		. = Unknown (Otherwise)	1116	2.02
		0 = No (YRULCER=6,89,99).....	53714	97.18
		1 = Yes (YRULCER=1).....	441	0.80

ADULT MENTAL HEALTH TREATMENT

The values in the section may be inconsistent with values from the core section(s). Items in this section were edited when respondents legitimately skipped out of these items based on prior answers in the core section(s). Otherwise, non-core items generally were not edited to make them consistent with core items, and core items were not edited to make them consistent with non-core items. This note applies to variables in this section marked by a ¹.

These next questions are about treatment and counseling for problems with emotions, nerves or mental health. Please do not include treatment for alcohol or drug use.

NOTE: This variable incorporates the value from a probe question that was asked when the respondent answered REFUSED to this question.

During the past 12 months, have you stayed overnight or longer in a hospital or other facility to receive treatment or counseling for any problem you were having with your emotions, nerves, or mental health? Please do not include treatment for alcohol or drug use.

AUINPYR¹	Len: 2	STAY OVNT IN HOSP FOR MH TRMT PST 12 MOS	Freq	Pct
	1 = Yes		439	0.79
	2 = No		41115	74.39
	85 = BAD DATA Logically assigned		4	0.01
	94 = DON'T KNOW		39	0.07
	97 = REFUSED		62	0.11
	98 = BLANK (NO ANSWER)		12	0.02
	99 = LEGITIMATE SKIP		13600	24.61

Where did you stay overnight or longer to receive mental health treatment or counseling during the past 12 months?

AUINPSYH¹	Len: 2	MH TRMT IN PRIV/PUB PSYCH HOSP PST 12 MOS	Freq	Pct
	1 = Response entered		130	0.24
	6 = Response not entered		279	0.50
	85 = BAD DATA Logically assigned		4	0.01
	94 = DON'T KNOW		11	0.02
	97 = REFUSED		81	0.15
	98 = BLANK (NO ANSWER)		51	0.09
	99 = LEGITIMATE SKIP		54715	98.99

AUINPGEN¹	Len: 2	MH TRMT IN PSYCH UNIT OF GEN HOSP PST 12 MOS	Freq	Pct
	1 = Response entered		122	0.22
	6 = Response not entered		287	0.52
	94 = DON'T KNOW		11	0.02
	97 = REFUSED		81	0.15
	98 = BLANK (NO ANSWER)		55	0.10
	99 = LEGITIMATE SKIP		54715	98.99

AUINMEDU¹	Len: 2	MH TRMT IN MED UNIT OF GEN HOSP PST 12 MOS	Freq	Pct
	1 = Response entered		91	0.16
	6 = Response not entered		318	0.58
	94 = DON'T KNOW		11	0.02
	97 = REFUSED		81	0.15
	98 = BLANK (NO ANSWER)		55	0.10
	99 = LEGITIMATE SKIP		54715	98.99

AUINAHSP¹	Len: 2	MH TRMT IN ANOTHER TYPE HOSP PST 12 MOS	Freq	Pct
	1 = Response entered		33	0.06
	6 = Response not entered		376	0.68
	94 = DON'T KNOW		11	0.02
	97 = REFUSED		81	0.15
	98 = BLANK (NO ANSWER)		55	0.10
	99 = LEGITIMATE SKIP		54715	98.99

ADULT MENTAL HEALTH TREATMENT

AUINRESD¹	Len: 2	MH TRMT IN RESID TRMT CENTER PST 12 MOS	Freq	Pct
	1 =	Response entered	33	0.06
	6 =	Response not entered.....	376	0.68
	94 =	DON'T KNOW.....	11	0.02
	97 =	REFUSED	81	0.15
	98 =	BLANK (NO ANSWER).....	55	0.10
	99 =	LEGITIMATE SKIP	54715	98.99

AUINSFAC¹	Len: 2	MH TRMT IN SOME OTHER FACIL PST 12 MOS	Freq	Pct
	1 =	Response entered	30	0.05
	6 =	Response not entered.....	379	0.69
	94 =	DON'T KNOW.....	11	0.02
	97 =	REFUSED	81	0.15
	98 =	BLANK (NO ANSWER).....	55	0.10
	99 =	LEGITIMATE SKIP	54715	98.99

During the past 12 months, how many nights did you spend in a private or public psychiatric hospital for mental health care?

AUNMPSY2¹	Len: 3	# NIGHTS IN PRIV/PUB PSYCH HOSP PST 12 MOS	Freq	Pct
	RANGE =	1 - 30.....	120	0.22
	31 =	31 or more	6	0.01
	985 =	BAD DATA Logically assigned	4	0.01
	994 =	DON'T KNOW.....	2	0.00
	997 =	REFUSED	83	0.15
	998 =	BLANK (NO ANSWER).....	62	0.11
	999 =	LEGITIMATE SKIP	54994	99.50

During the past 12 months, how many nights did you spend in the psychiatric unit of a general hospital for mental health care?

AUNMPGE2¹	Len: 3	# NIGHTS IN PSYCH UNIT OF GEN HOSP PST 12 MOS	Freq	Pct
	RANGE =	1 - 30.....	112	0.20
	31 =	31 or more	5	0.01
	994 =	DON'T KNOW.....	4	0.01
	997 =	REFUSED	82	0.15
	998 =	BLANK (NO ANSWER).....	66	0.12
	999 =	LEGITIMATE SKIP	55002	99.51

During the past 12 months, how many nights did you spend in the medical unit of a general hospital for mental health care?

AUNMMED2¹	Len: 3	# NIGHTS IN MED UNIT OF GEN HOSP PST 12 MOS	Freq	Pct
	RANGE =	1 - 30.....	87	0.16
	31 =	31 or more	3	0.01
	997 =	REFUSED	82	0.15
	998 =	BLANK (NO ANSWER).....	66	0.12
	999 =	LEGITIMATE SKIP	55033	99.57

During the past 12 months, how many nights did you spend in some other type of hospital for mental health care?

AUNMAHS2¹	Len: 3	# NIGHTS IN ANOTHER TYPE OF HOSP PST 12 MOS	Freq	Pct
	RANGE =	1 - 30.....	28	0.05
	994 =	DON'T KNOW.....	5	0.01
	997 =	REFUSED	81	0.15
	998 =	BLANK (NO ANSWER).....	66	0.12
	999 =	LEGITIMATE SKIP	55091	99.67

ADULT MENTAL HEALTH TREATMENT

During the past 12 months, how many nights did you spend in a residential treatment center for mental health care?

AUNMRES2¹	Len: 3	# NIGHTS IN RESID TRMT CENTER PST 12 MOS	Freq	Pct
		RANGE = 1 - 30.....	24	0.04
		31 = 31 or more	6	0.01
		994 = DON'T KNOW.....	1	0.00
		997 = REFUSED	83	0.15
		998 = BLANK (NO ANSWER).....	66	0.12
		999 = LEGITIMATE SKIP	55091	99.67

During the past 12 months, how many nights did you spend in some other type of facility for mental health care?

AUNMSFA2¹	Len: 3	# NIGHTS IN SOME OTHER FACIL PST 12 MOS	Freq	Pct
		RANGE = 1 - 30.....	26	0.05
		31 = 31 or more	4	0.01
		997 = REFUSED	81	0.15
		998 = BLANK (NO ANSWER).....	66	0.12
		999 = LEGITIMATE SKIP	55094	99.68

Who paid or will pay for the inpatient mental health care you received during the past 12 months?

AUPINSLF¹	Len: 2	INPAT MH CARE PYMNT: SELF OR LIVE-IN FAM MBR	Freq	Pct
		1 = Response entered	100	0.18
		6 = Response not entered.....	307	0.56
		85 = BAD DATA Logically assigned.....	4	0.01
		94 = DON'T KNOW.....	19	0.03
		97 = REFUSED	75	0.14
		98 = BLANK (NO ANSWER).....	51	0.09
		99 = LEGITIMATE SKIP	54715	98.99

AUPINOFM¹	Len: 2	INPAT MH CARE PYMNT: FAM MBR NOT LIVING W/YOU	Freq	Pct
		1 = Response entered	7	0.01
		6 = Response not entered.....	400	0.72
		94 = DON'T KNOW.....	19	0.03
		97 = REFUSED	75	0.14
		98 = BLANK (NO ANSWER).....	55	0.10
		99 = LEGITIMATE SKIP	54715	98.99

AUPINPHI¹	Len: 2	INPAT MH CARE PYMNT: PRIVATE HEALTH INSUR	Freq	Pct
		1 = Response entered	87	0.16
		6 = Response not entered.....	320	0.58
		94 = DON'T KNOW.....	19	0.03
		97 = REFUSED	75	0.14
		98 = BLANK (NO ANSWER).....	55	0.10
		99 = LEGITIMATE SKIP	54715	98.99

AUPINMCR¹	Len: 2	INPATIENT MH CARE PAYMENT: MEDICARE	Freq	Pct
		1 = Response entered	85	0.15
		6 = Response not entered.....	322	0.58
		94 = DON'T KNOW.....	19	0.03
		97 = REFUSED	75	0.14
		98 = BLANK (NO ANSWER).....	55	0.10
		99 = LEGITIMATE SKIP	54715	98.99

ADULT MENTAL HEALTH TREATMENT

AUPINMCD ¹	Len: 2	INPATIENT MH CARE PAYMENT: MEDICAID	Freq	Pct
	1 =	Response entered	92	0.17
	6 =	Response not entered.....	315	0.57
	94 =	DON'T KNOW.....	19	0.03
	97 =	REFUSED	75	0.14
	98 =	BLANK (NO ANSWER).....	55	0.10
	99 =	LEGITIMATE SKIP	54715	98.99
AUPINREH ¹	Len: 2	INPAT MH CARE PYMNT: REHABILITATION PROG	Freq	Pct
	1 =	Response entered	7	0.01
	6 =	Response not entered.....	400	0.72
	94 =	DON'T KNOW.....	19	0.03
	97 =	REFUSED	75	0.14
	98 =	BLANK (NO ANSWER).....	55	0.10
	99 =	LEGITIMATE SKIP	54715	98.99
AUPINEMP ¹	Len: 2	INPATIENT MH CARE PAYMENT: EMPLOYER	Freq	Pct
	1 =	Response entered	3	0.01
	6 =	Response not entered.....	404	0.73
	94 =	DON'T KNOW.....	19	0.03
	97 =	REFUSED	75	0.14
	98 =	BLANK (NO ANSWER).....	55	0.10
	99 =	LEGITIMATE SKIP	54715	98.99
AUPINMIL ¹	Len: 2	INPATIENT MH CARE PAYMENT: MILITARY SOURCE	Freq	Pct
	1 =	Response entered	14	0.03
	6 =	Response not entered.....	393	0.71
	94 =	DON'T KNOW.....	19	0.03
	97 =	REFUSED	75	0.14
	98 =	BLANK (NO ANSWER).....	55	0.10
	99 =	LEGITIMATE SKIP	54715	98.99
AUPINPUB ¹	Len: 2	INPAT MH CARE PYMNT: OTHER PUBLIC SOURCE	Freq	Pct
	1 =	Response entered	19	0.03
	6 =	Response not entered.....	388	0.70
	94 =	DON'T KNOW.....	19	0.03
	97 =	REFUSED	75	0.14
	98 =	BLANK (NO ANSWER).....	55	0.10
	99 =	LEGITIMATE SKIP	54715	98.99
AUPINPRV ¹	Len: 2	INPAT MH CARE PYMNT: OTHER PRIVATE SOURCE	Freq	Pct
	1 =	Response entered	5	0.01
	6 =	Response not entered.....	402	0.73
	94 =	DON'T KNOW.....	19	0.03
	97 =	REFUSED	75	0.14
	98 =	BLANK (NO ANSWER).....	55	0.10
	99 =	LEGITIMATE SKIP	54715	98.99
AUPINFRE ¹	Len: 2	INPATIENT MENTAL HEALTH CARE WAS FREE	Freq	Pct
	1 =	Response entered	32	0.06
	6 =	Response not entered.....	375	0.68
	94 =	DON'T KNOW.....	19	0.03
	97 =	REFUSED	75	0.14
	98 =	BLANK (NO ANSWER).....	55	0.10
	99 =	LEGITIMATE SKIP	54715	98.99

ADULT MENTAL HEALTH TREATMENT

How much did you or your family pay for the inpatient mental health care you received during the past 12 months? Do not count any money that has been or will be reimbursed by insurance or any other source.

AUPINFM2¹	Len: 2	AMT YOU/FAMILY PAID FOR INPAT MH CARE	Freq	Pct
		1 = Less than \$100	26	0.05
		2 = \$100 to \$200	11	0.02
		3 = \$201 to \$500	6	0.01
		4 = \$501 to \$900	9	0.02
		5 = \$901 to \$1,500	9	0.02
		6 = \$1,501 to \$2,000	8	0.01
		7 = \$2,001 to \$5,000	8	0.01
		8 = More than \$5,000	14	0.03
		85 = BAD DATA Logically assigned	4	0.01
		94 = DON'T KNOW	11	0.02
		97 = REFUSED	75	0.14
		98 = BLANK (NO ANSWER)	75	0.14
		99 = LEGITIMATE SKIP	55015	99.54

NOTE: This variable incorporates the value from a probe question that was asked when the respondent answered REFUSED to this question.

The list below includes some of the places where people can get outpatient treatment or counseling for problems with their emotions, nerves, or mental health.

During the past 12 months, did you receive any outpatient treatment or counseling for any problem you were having with your emotions, nerves, or mental health at any of the places listed below? Please do not include treatment for alcohol or drug use.

- An outpatient mental health clinic or center
- The office of a private therapist, psychologist, psychiatrist, social worker, or counselor that was not part of a clinic
- A doctor's office that was not part of a clinic
- An outpatient medical clinic
- A partial day hospital or day treatment program
- Some other place

AUOPTYR¹	Len: 2	RCVD OUTPATIENT MH TRMT PST 12 MOS	Freq	Pct
		1 = Yes	3029	5.48
		2 = No	38453	69.57
		3 = Yes LOGICALLY ASSIGNED (from AUALOTS2)	1	0.00
		85 = BAD DATA Logically assigned	4	0.01
		94 = DON'T KNOW	81	0.15
		97 = REFUSED	90	0.16
		98 = BLANK (NO ANSWER)	13	0.02
		99 = LEGITIMATE SKIP	13600	24.61

Where did you receive outpatient mental health treatment or counseling during the past 12 months?

AUOPMENT¹	Len: 2	MH TRMT IN OUTPATIENT MH CNTR PST 12 MOS	Freq	Pct
		1 = Response entered	803	1.45
		3 = Response entered LOGICALLY ASSIGNED	4	0.01
		5 = Response entered LOG ASSN	1	0.00
		6 = Response not entered	2204	3.99
		85 = BAD DATA Logically assigned	6	0.01
		94 = DON'T KNOW	8	0.01
		97 = REFUSED	98	0.18
		98 = BLANK (NO ANSWER)	94	0.17
		99 = LEGITIMATE SKIP	52053	94.18

AUOPTHER¹	Len: 2	MH TRMT IN PRIV THERAPIST'S OFC PST 12 MOS	Freq	Pct
		1 = Response entered	1728	3.13
		3 = Response entered LOGICALLY ASSIGNED	1	0.00
		6 = Response not entered	1282	2.32
		85 = BAD DATA Logically assigned	2	0.00
		94 = DON'T KNOW	8	0.01
		97 = REFUSED	98	0.18
		98 = BLANK (NO ANSWER)	99	0.18
		99 = LEGITIMATE SKIP	52053	94.18

			Freq	Pct
AUOPDOC ¹	Len: 2	MH TRMT IN NON-CLINIC DR.'S OFC PST 12 MOS		
	1 =	Response entered	410	0.74
	6 =	Response not entered.....	2601	4.71
	85 =	BAD DATA Logically assigned	2	0.00
	94 =	DON'T KNOW	8	0.01
	97 =	REFUSED	98	0.18
	98 =	BLANK (NO ANSWER).....	99	0.18
	99 =	LEGITIMATE SKIP	52053	94.18
AUOPCLNC ¹	Len: 2	MH TRMT IN OUTPAT MED CLINIC PST 12 MOS		
	1 =	Response entered	200	0.36
	3 =	Response entered LOGICALLY ASSIGNED	5	0.01
	6 =	Response not entered.....	2806	5.08
	85 =	BAD DATA Logically assigned	2	0.00
	94 =	DON'T KNOW	8	0.01
	97 =	REFUSED	98	0.18
	98 =	BLANK (NO ANSWER).....	99	0.18
	99 =	LEGITIMATE SKIP	52053	94.18
AUOPDTMT ¹	Len: 2	MH TRMT IN DAY TREATMENT PGM PST 12 MOS		
	1 =	Response entered	65	0.12
	6 =	Response not entered.....	2946	5.33
	85 =	BAD DATA Logically assigned	2	0.00
	94 =	DON'T KNOW	8	0.01
	97 =	REFUSED	98	0.18
	98 =	BLANK (NO ANSWER).....	99	0.18
	99 =	LEGITIMATE SKIP	52053	94.18
AUOPOTOP ¹	Len: 2	MH TRMT IN OTHER OUTPAT PLACE PST 12 MOS		
	1 =	Response entered	198	0.36
	6 =	Response not entered.....	2815	5.09
	94 =	DON'T KNOW	8	0.01
	97 =	REFUSED	98	0.18
	98 =	BLANK (NO ANSWER).....	99	0.18
	99 =	LEGITIMATE SKIP	52053	94.18
AUOPYRS2 ¹	Len: 2	OTH FACIL RCVD OUTPAT MH TRMT PAST 12 MOS		
	1 =	An outpatient mental health clinic or center	4	0.01
	2 =	Non-clinic therapist/psychologist/counselor	1	0.00
	4 =	An outpatient medical clinic.....	5	0.01
	6 =	Some other place.....	22	0.04
	7 =	Friend(s)/parent of friend.....	3	0.01
	8 =	Family member(s)/home	5	0.01
	9 =	School or university setting/clinic/center	38	0.07
	10 =	Spiritual or religious advisor	8	0.01
	11 =	Support group/self-help group	3	0.01
	12 =	Clinic or center counseling; mental health unspcfd	4	0.01
	13 =	Therapist/psychologist/counselor; locale unspcfd	7	0.01
	14 =	A doctor's office; location unspecified.....	6	0.01
	15 =	Work/parents' work/EAP/job trainng/career counslng	3	0.01
	16 =	Victims assist (inc dom viol shelter/rape crisis).....	4	0.01
	18 =	Military facility/VA.....	24	0.04
	23 =	Hospital/skilled nursing facilty; mntl hlth unspfd	5	0.01
	24 =	Clinic/center/agcy/pgm/class; type/govt/MH unspcfd	7	0.01
	31 =	Mental health hospital; patient status unspecified.....	3	0.01
	56 =	Phone/online counseling, hotline/crisis unspcfd	3	0.01
	70 =	Name of facility/program or description given.....	28	0.05
	72 =	Reason for seeking help given	1	0.00
	85 =	BAD DATA Logically assigned	5	0.01
	94 =	DON'T KNOW	6	0.01
	97 =	REFUSED	101	0.18
	98 =	BLANK (NO ANSWER).....	107	0.19
	99 =	LEGITIMATE SKIP	54868	99.21

ADULT MENTAL HEALTH TREATMENT

During the past 12 months, how many visits did you make to an outpatient mental health clinic or center for mental health care?

AUNMMEN2¹	Len: 3 # VISITS TO OUTPATIENT MH CNTR PST 12 MOS	Freq	Pct
	RANGE = 1 - 30.....	728	1.32
	31 = 31 or more	51	0.09
	985 = BAD DATA Logically assigned	6	0.01
	994 = DON'T KNOW.....	22	0.04
	997 = REFUSED	104	0.19
	998 = BLANK (NO ANSWER).....	103	0.19
	999 = LEGITIMATE SKIP	54257	98.17

During the past 12 months, how many outpatient visits did you make to a private therapist, psychologist, psychiatrist, social worker, or counselor for mental health care?

AUNMTHE2¹	Len: 3 # VISITS TO PRIV THERAPIST'S OFC PST 12 MOS	Freq	Pct
	RANGE = 1 - 30.....	1537	2.78
	31 = 31 or more	160	0.29
	985 = BAD DATA Logically assigned	2	0.00
	994 = DON'T KNOW.....	26	0.05
	997 = REFUSED	104	0.19
	998 = BLANK (NO ANSWER).....	107	0.19
	999 = LEGITIMATE SKIP	53335	96.50

During the past 12 months, how many outpatient visits did you make to a doctor's office for mental health care?

AUNMDOC2¹	Len: 3 # VISITS TO NON-CLINIC DR.'S OFC PST 12 MOS	Freq	Pct
	RANGE = 1 - 30.....	400	0.72
	31 = 31 or more	2	0.00
	985 = BAD DATA Logically assigned	2	0.00
	994 = DON'T KNOW.....	7	0.01
	997 = REFUSED	99	0.18
	998 = BLANK (NO ANSWER).....	107	0.19
	999 = LEGITIMATE SKIP	54654	98.88

During the past 12 months, how many outpatient visits did you make to an outpatient medical clinic for mental health care?

AUNMCLN2¹	Len: 3 # VISITS TO OUTPAT MED CLINIC PST 12 MOS	Freq	Pct
	RANGE = 1 - 30.....	189	0.34
	31 = 31 or more	9	0.02
	985 = BAD DATA Logically assigned	2	0.00
	994 = DON'T KNOW.....	5	0.01
	997 = REFUSED	100	0.18
	998 = BLANK (NO ANSWER).....	107	0.19
	999 = LEGITIMATE SKIP	54859	99.25

During the past 12 months, how many outpatient visits did you make to a partial day hospital or day treatment program for mental health care?

AUNMDTM2¹	Len: 3 # VISITS TO DAY TREATMENT PGM PST 12 MOS	Freq	Pct
	RANGE = 1 - 30.....	53	0.10
	31 = 31 or more	9	0.02
	985 = BAD DATA Logically assigned	2	0.00
	994 = DON'T KNOW.....	3	0.01
	997 = REFUSED	98	0.18
	998 = BLANK (NO ANSWER).....	107	0.19
	999 = LEGITIMATE SKIP	54999	99.51

ADULT MENTAL HEALTH TREATMENT

During the past 12 months, how many outpatient visits did you make to some other type of facility for mental health care?

AUNMOTO2¹	Len: 3 # VISIT OTPT SOME OTHER FACILITY PST 12 MOS	Freq	Pct
	RANGE = 1 - 30.....	168	0.30
	31 = 31 or more.....	10	0.02
	994 = DON'T KNOW.....	15	0.03
	997 = REFUSED.....	103	0.19
	998 = BLANK (NO ANSWER).....	107	0.19
	999 = LEGITIMATE SKIP.....	54868	99.27

Who paid or will pay for the outpatient mental health care you received during the past 12 months?

AUPOPSLF¹	Len: 2 OUPAT MH CARE PYMNT: SELF OR LIVE-IN FAM MBR	Freq	Pct
	1 = Response entered.....	1118	2.02
	6 = Response not entered.....	1870	3.38
	85 = BAD DATA Logically assigned.....	4	0.01
	94 = DON'T KNOW.....	30	0.05
	97 = REFUSED.....	101	0.18
	98 = BLANK (NO ANSWER).....	95	0.17
	99 = LEGITIMATE SKIP.....	52053	94.18

AUPOPOFM¹	Len: 2 OUPAT MH CARE PYMNT: FAM MBR NOT LIVING W/YOU	Freq	Pct
	1 = Response entered.....	89	0.16
	6 = Response not entered.....	2899	5.25
	94 = DON'T KNOW.....	30	0.05
	97 = REFUSED.....	101	0.18
	98 = BLANK (NO ANSWER).....	99	0.18
	99 = LEGITIMATE SKIP.....	52053	94.18

AUPOPPHI¹	Len: 2 OUPAT MH CARE PYMNT: PRIVATE HEALTH INSUR	Freq	Pct
	1 = Response entered.....	1106	2.00
	6 = Response not entered.....	1882	3.41
	94 = DON'T KNOW.....	30	0.05
	97 = REFUSED.....	101	0.18
	98 = BLANK (NO ANSWER).....	99	0.18
	99 = LEGITIMATE SKIP.....	52053	94.18

AUPOPMCR¹	Len: 2 OUTPATIENT MH CARE PAYMENT: MEDICARE	Freq	Pct
	1 = Response entered.....	382	0.69
	6 = Response not entered.....	2606	4.71
	94 = DON'T KNOW.....	30	0.05
	97 = REFUSED.....	101	0.18
	98 = BLANK (NO ANSWER).....	99	0.18
	99 = LEGITIMATE SKIP.....	52053	94.18

AUPOPMCD¹	Len: 2 OUTPATIENT MH CARE PAYMENT: MEDICAID	Freq	Pct
	1 = Response entered.....	399	0.72
	6 = Response not entered.....	2589	4.68
	94 = DON'T KNOW.....	30	0.05
	97 = REFUSED.....	101	0.18
	98 = BLANK (NO ANSWER).....	99	0.18
	99 = LEGITIMATE SKIP.....	52053	94.18

AUPOPRESH¹	Len: 2 OUPAT MH CARE PYMNT: REHABILITATION PROG	Freq	Pct
	1 = Response entered.....	16	0.03
	6 = Response not entered.....	2972	5.38
	94 = DON'T KNOW.....	30	0.05
	97 = REFUSED.....	101	0.18
	98 = BLANK (NO ANSWER).....	99	0.18
	99 = LEGITIMATE SKIP.....	52053	94.18

ADULT MENTAL HEALTH TREATMENT

AUPOPEMP¹	Len: 2	OUTPATIENT MH CARE PAYMENT: EMPLOYER	Freq	Pct
	1 =	Response entered	185	0.33
	6 =	Response not entered.....	2803	5.07
	94 =	DON'T KNOW.....	30	0.05
	97 =	REFUSED	101	0.18
	98 =	BLANK (NO ANSWER).....	99	0.18
	99 =	LEGITIMATE SKIP	52053	94.18

AUOPMIL¹	Len: 2	OUTPATIENT MH CARE PAYMENT: MILITARY SOURCE	Freq	Pct
	1 =	Response entered	155	0.28
	6 =	Response not entered.....	2833	5.13
	94 =	DON'T KNOW.....	30	0.05
	97 =	REFUSED	101	0.18
	98 =	BLANK (NO ANSWER).....	99	0.18
	99 =	LEGITIMATE SKIP	52053	94.18

AUOPPOPUB¹	Len: 2	OUPAT MH CARE PYMNT: OTHER PUBLIC SOURCE	Freq	Pct
	1 =	Response entered	89	0.16
	6 =	Response not entered.....	2899	5.25
	94 =	DON'T KNOW.....	30	0.05
	97 =	REFUSED	101	0.18
	98 =	BLANK (NO ANSWER).....	99	0.18
	99 =	LEGITIMATE SKIP	52053	94.18

AUOPPRV¹	Len: 2	OUPAT MH CARE PYMNT: OTHER PRIVATE SOURCE	Freq	Pct
	1 =	Response entered	44	0.08
	6 =	Response not entered.....	2944	5.33
	94 =	DON'T KNOW.....	30	0.05
	97 =	REFUSED	101	0.18
	98 =	BLANK (NO ANSWER).....	99	0.18
	99 =	LEGITIMATE SKIP	52053	94.18

AUOPFRE¹	Len: 2	OUTPATIENT MENTAL HEALTH CARE WAS FREE	Freq	Pct
	1 =	Response entered	220	0.40
	6 =	Response not entered.....	2768	5.01
	94 =	DON'T KNOW.....	30	0.05
	97 =	REFUSED	101	0.18
	98 =	BLANK (NO ANSWER).....	99	0.18
	99 =	LEGITIMATE SKIP	52053	94.18

Who paid or will pay most of the cost for the outpatient mental health care you received during the past 12 months?

AUOPPMOS¹	Len: 2	PAYMENT FOR MOST OF OUTPATIENT MH CARE	Freq	Pct
	1 =	Self or a family member living with you	159	0.29
	2 =	A family member who does not live with you.....	8	0.01
	3 =	Private health insurance.....	328	0.59
	4 =	Medicare.....	125	0.23
	5 =	Medicaid	44	0.08
	6 =	Rehabilitation program.....	1	0.00
	7 =	Employer	27	0.05
	8 =	VA or other military program	13	0.02
	9 =	Other public source.....	11	0.02
	10 =	Other private source	4	0.01
	11 =	No one paid because the treatment was free	12	0.02
	97 =	REFUSED	101	0.18
	98 =	BLANK (NO ANSWER).....	131	0.24
	99 =	LEGITIMATE SKIP	54307	98.26

ADULT MENTAL HEALTH TREATMENT

How much did you or your family pay for the outpatient mental health care you received during the past 12 months? Do not count any money that has been or will be reimbursed by insurance or any other source.

AUPOPAMT¹	Len: 2	AMT YOU/FAMILY PAID FOR OUPAT MH CARE	Freq	Pct
		1 = Less than \$100	305	0.55
		2 = \$100 to \$200.....	218	0.39
		3 = \$201 to \$500.....	239	0.43
		4 = \$501 to \$900.....	134	0.24
		5 = \$901 to \$1,500.....	80	0.14
		6 = \$1,501 to \$2,000.....	50	0.09
		7 = \$2,001 to \$5,000.....	62	0.11
		8 = More than \$5,000.....	32	0.06
		85 = BAD DATA Logically assigned	4	0.01
		94 = DON'T KNOW.....	54	0.10
		97 = REFUSED	105	0.19
		98 = BLANK (NO ANSWER).....	128	0.23
		99 = LEGITIMATE SKIP	53860	97.45

NOTE: This variable incorporates the value from a probe question that was asked when the respondent answered REFUSED to this question.

During the past 12 months, did you take any prescription medication that was prescribed for you to treat a mental or emotional condition?

AURXYR¹	Len: 2	TOOK ANY PRESCRIP MED FOR MH COND PAST 12 MOS	Freq	Pct
		1 = Yes	5195	9.40
		2 = No.....	36337	65.74
		85 = BAD DATA Logically assigned	4	0.01
		94 = DON'T KNOW.....	49	0.09
		97 = REFUSED	73	0.13
		98 = BLANK (NO ANSWER).....	13	0.02
		99 = LEGITIMATE SKIP	13600	24.61

During the past 12 months, was there any time when you needed mental health treatment or counseling for yourself but didn't get it?

AUUNMTYR¹	Len: 2	NEEDED MH TRMT BUT DIDN'T GET IT PAST 12 MOS	Freq	Pct
		1 = Yes	2652	4.80
		2 = No.....	38840	70.27
		85 = BAD DATA Logically assigned	4	0.01
		94 = DON'T KNOW.....	73	0.13
		97 = REFUSED	89	0.16
		98 = BLANK (NO ANSWER).....	13	0.02
		99 = LEGITIMATE SKIP	13600	24.61

Which of these statements explains why you did not get the mental health treatment or counseling you needed?

AUUNCOST¹	Len: 2	NO MH TMT COULDN'T AFFORD COST	Freq	Pct
		1 = Response entered	1140	2.06
		3 = Response entered LOGICALLY ASSIGNED	5	0.01
		6 = Response not entered.....	1473	2.67
		85 = BAD DATA Logically assigned	4	0.01
		94 = DON'T KNOW.....	20	0.04
		97 = REFUSED	101	0.18
		98 = BLANK (NO ANSWER).....	88	0.16
		99 = LEGITIMATE SKIP	52440	94.88

AUUNNBR¹	Len: 2	NO MH TMT CONCERN ABOUT OPIN OF NEIGHBRS	Freq	Pct
		1 = Response entered	298	0.54
		3 = Response entered LOGICALLY ASSIGNED	1	0.00
		6 = Response not entered.....	2319	4.20
		94 = DON'T KNOW.....	20	0.04
		97 = REFUSED	101	0.18
		98 = BLANK (NO ANSWER).....	92	0.17
		99 = LEGITIMATE SKIP	52440	94.88

ADULT MENTAL HEALTH TREATMENT

AUUNJOB¹	Len: 2	NO MH TMT CONCERN ABOUT EFFECT ON JOB	Freq	Pct
	1 =	Response entered	210	0.38
	3 =	Response entered LOGICALLY ASSIGNED	4	0.01
	6 =	Response not entered.....	2404	4.35
	94 =	DON'T KNOW.....	20	0.04
	97 =	REFUSED	101	0.18
	98 =	BLANK (NO ANSWER).....	92	0.17
	99 =	LEGITIMATE SKIP	52440	94.88

AUUNNCOV¹	Len: 2	NO MH TMT HEALTH INSUR DIDN'T COVER	Freq	Pct
	1 =	Response entered	154	0.28
	6 =	Response not entered.....	2464	4.46
	94 =	DON'T KNOW.....	20	0.04
	97 =	REFUSED	101	0.18
	98 =	BLANK (NO ANSWER).....	92	0.17
	99 =	LEGITIMATE SKIP	52440	94.88

AUUNENUF¹	Len: 2	NO MH TMT NOT ENUF HEALTH INSUR COVERAGE	Freq	Pct
	1 =	Response entered	271	0.49
	3 =	Response entered LOGICALLY ASSIGNED	2	0.00
	6 =	Response not entered.....	2345	4.24
	94 =	DON'T KNOW.....	20	0.04
	97 =	REFUSED	101	0.18
	98 =	BLANK (NO ANSWER).....	92	0.17
	99 =	LEGITIMATE SKIP	52440	94.88

AUUNWHER¹	Len: 2	NO MH TMT DIDN'T KNOW WHERE TO GO FOR SVC	Freq	Pct
	1 =	Response entered	554	1.00
	3 =	Response entered LOGICALLY ASSIGNED	3	0.01
	6 =	Response not entered.....	2061	3.73
	94 =	DON'T KNOW.....	20	0.04
	97 =	REFUSED	101	0.18
	98 =	BLANK (NO ANSWER).....	92	0.17
	99 =	LEGITIMATE SKIP	52440	94.88

AUUNCFID¹	Len: 2	NO MH TMT CONCERN ABOUT CONFIDENTIALITY	Freq	Pct
	1 =	Response entered	218	0.39
	3 =	Response entered LOGICALLY ASSIGNED	3	0.01
	6 =	Response not entered.....	2397	4.34
	94 =	DON'T KNOW.....	20	0.04
	97 =	REFUSED	101	0.18
	98 =	BLANK (NO ANSWER).....	92	0.17
	99 =	LEGITIMATE SKIP	52440	94.88

AUUNCMIT¹	Len: 2	NO MH TMT MIGHT BE COMMITTED/TAKE MEDS	Freq	Pct
	1 =	Response entered	311	0.56
	3 =	Response entered LOGICALLY ASSIGNED	8	0.01
	6 =	Response not entered.....	2299	4.16
	94 =	DON'T KNOW.....	20	0.04
	97 =	REFUSED	101	0.18
	98 =	BLANK (NO ANSWER).....	92	0.17
	99 =	LEGITIMATE SKIP	52440	94.88

ADULT MENTAL HEALTH TREATMENT

Which of these statements explain why you did not get the mental health treatment or counseling you needed?

AUUNNOND ¹	Len: 2	NO MH TMT DON'T THINK NEEDED AT THAT TIME	Freq	Pct
	1 =	Response entered	223	0.40
	3 =	Response entered LOGICALLY ASSIGNED	11	0.02
	6 =	Response not entered.....	2384	4.31
	94 =	DON'T KNOW.....	21	0.04
	97 =	REFUSED	102	0.18
	98 =	BLANK (NO ANSWER).....	90	0.16
	99 =	LEGITIMATE SKIP	52440	94.88
AUUNHNDL ¹	Len: 2	NO MH TMT THOUGHT COULD HANDLE WITHOUT TMT	Freq	Pct
	1 =	Response entered	668	1.21
	3 =	Response entered LOGICALLY ASSIGNED	4	0.01
	6 =	Response not entered.....	1946	3.52
	94 =	DON'T KNOW.....	21	0.04
	97 =	REFUSED	102	0.18
	98 =	BLANK (NO ANSWER).....	90	0.16
	99 =	LEGITIMATE SKIP	52440	94.88
AUUNNHLP ¹	Len: 2	NO MH TMT DIDN'T THINK TMT WOULD HELP	Freq	Pct
	1 =	Response entered	259	0.47
	3 =	Response entered LOGICALLY ASSIGNED	6	0.01
	6 =	Response not entered.....	2353	4.26
	94 =	DON'T KNOW.....	21	0.04
	97 =	REFUSED	102	0.18
	98 =	BLANK (NO ANSWER).....	90	0.16
	99 =	LEGITIMATE SKIP	52440	94.88
AUUNBUSY ¹	Len: 2	NO MH TMT DIDN'T HAVE TIME	Freq	Pct
	1 =	Response entered	424	0.77
	3 =	Response entered LOGICALLY ASSIGNED	7	0.01
	6 =	Response not entered.....	2187	3.96
	94 =	DON'T KNOW.....	21	0.04
	97 =	REFUSED	102	0.18
	98 =	BLANK (NO ANSWER).....	90	0.16
	99 =	LEGITIMATE SKIP	52440	94.88
AUUNFOUT ¹	Len: 2	NO MH TMT DIDN'T WANT OTHERS TO FIND OUT	Freq	Pct
	1 =	Response entered	181	0.33
	3 =	Response entered LOGICALLY ASSIGNED	8	0.01
	6 =	Response not entered.....	2429	4.39
	94 =	DON'T KNOW.....	21	0.04
	97 =	REFUSED	102	0.18
	98 =	BLANK (NO ANSWER).....	90	0.16
	99 =	LEGITIMATE SKIP	52440	94.88
AUUNNTSP ¹	Len: 2	NO MH TMT HAD NO TRANSPORTATION OR TMT TOO FAR	Freq	Pct
	1 =	Response entered	118	0.21
	3 =	Response entered LOGICALLY ASSIGNED	4	0.01
	6 =	Response not entered.....	2496	4.52
	94 =	DON'T KNOW.....	21	0.04
	97 =	REFUSED	102	0.18
	98 =	BLANK (NO ANSWER).....	90	0.16
	99 =	LEGITIMATE SKIP	52440	94.88

ADULT MENTAL HEALTH TREATMENT

AUUNSOR¹	Len: 2	NO MH TMT FOR SOME OTHER REASON	Freq	Pct
		1 = Response entered	404	0.73
		6 = Response not entered.....	2216	4.01
		94 = DON'T KNOW.....	20	0.04
		97 = REFUSED	101	0.18
		98 = BLANK (NO ANSWER).....	90	0.16
		99 = LEGITIMATE SKIP	52440	94.88

AUUNRIM2¹	Len: 2	MOST IMPORTNT OTH REAS DIDNT GET MH TMT PST 12 MO	Freq	Pct
		1 = You couldn't afford the cost.....	26	0.05
		2 = Concerned neighbors/community have neg opinion.....	2	0.00
		3 = Concerned might have a neg effect on your job	8	0.01
		5 = Your health ins doesnt pay enuf for ment hlth trmt	2	0.00
		6 = You did not know where to go to get services	8	0.01
		7 = Concerned info might not be kept confidential.....	4	0.01
		8 = Concerned might be committed/take medicine.....	13	0.02
		9 = You didn't think you needed treatment at the time.....	14	0.03
		10 = You thought could handle problem w/o treatment.....	15	0.03
		11 = You didn't think treatment would help.....	12	0.02
		12 = Didn't have time (b/c of job, childcare, other).....	12	0.02
		13 = Didn't want others to find out you needed treatmnt.....	17	0.03
		14 = No transportation/too far away/hrs inconvenient.....	7	0.01
		15 = Some other reason or reasons.....	11	0.02
		16 = Afraid too painful/unpleasant/afraid of diagnosis	4	0.01
		17 = Others dissuaded/didn't want you to/unsupportive	17	0.03
		18 = You do not have any health insurance coverage.....	27	0.05
		19 = Ashamed, embarrassed, afraid, or sign of weakness	25	0.05
		20 = You were too stubborn/prideful to go.....	4	0.01
		21 = You did not want to; reason unspecified.....	6	0.01
		22 = Unmotivated/depressed/confused/angry/unworthy	6	0.01
		23 = Services unavailable in your area/services limited.....	8	0.01
		24 = Didn't want to talk about your problems w/anyone.....	5	0.01
		25 = Didn't like how treated/don't like Dr(s)/hospitals	13	0.02
		26 = Attempted to get trmt,unsuccessful in finding help.....	17	0.03
		27 = Concerned how the court system would treat you	6	0.01
		28 = No program/counselor competent/comfortable with.....	7	0.01
		29 = Just never went/made appointment/arrangements.....	5	0.01
		30 = Work on your problems with family/friends	4	0.01
		32 = Too much red tape/hassle to get services	5	0.01
		33 = There were no openings/long waiting list/delays	19	0.03
		34 = You had other problems/issues to deal with	15	0.03
		37 = You were using alcohol/drugs	3	0.01
		41 = Preferrd providr wont/may not accept hlth ins plan.....	6	0.01
		44 = Services desired unavailable/currently ineligible	4	0.01
		70 = You did/had appt for mental health trmt/counseling.....	3	0.01
		71 = Mental hlth condition reportd; depression unspcfd.....	1	0.00
		85 = BAD DATA Logically assigned	14	0.03
		94 = DON'T KNOW.....	8	0.01
		97 = REFUSED	120	0.22
		98 = BLANK (NO ANSWER).....	112	0.20
		99 = LEGITIMATE SKIP	54656	98.89

ADULT MENTAL HEALTH TREATMENT

Earlier, we asked whether you have received prescription medicines, inpatient treatment or outpatient treatment for your emotions, nerves or mental health. The list below contains possible sources of treatment, counseling or support that were not mentioned before.

Acupuncturist or acupressurist
Chiropractor
Herbalist
In-person support group or self-help group
Internet support group or chat room
Spiritual or religious advisor, such as a pastor, priest, rabbi
Telephone hotline
Massage therapist

Did you receive treatment, counseling or support from any other sources such as these during the past 12 months?

AUALTYR¹	Len: 2	RCVD ALTERNATIVE MENT HLTH TRMT PAST 12 MOS	Freq	Pct
	1 =	Yes	4031	7.29
	2 =	No.....	37435	67.73
	3 =	Yes LOGICALLY ASSIGNED (from AUOPYRS2)	2	0.00
	85 =	BAD DATA Logically assigned	4	0.01
	94 =	DON'T KNOW.....	86	0.16
	97 =	REFUSED	100	0.18
	98 =	BLANK (NO ANSWER).....	13	0.02
	99 =	LEGITIMATE SKIP	13600	24.61

From what source did you receive other treatment, counseling or support for problems with your emotions, nerves or mental health in the past 12 months?

AUALACUP¹	Len: 2	RCVD ALT MH TMT FROM ACUPUNCTURIST PST 12 MOS	Freq	Pct
	1 =	Response entered	398	0.72
	6 =	Response not entered.....	3608	6.53
	85 =	BAD DATA Logically assigned	4	0.01
	94 =	DON'T KNOW.....	15	0.03
	97 =	REFUSED	110	0.20
	98 =	BLANK (NO ANSWER).....	101	0.18
	99 =	LEGITIMATE SKIP	51035	92.34

AUALCHIR¹	Len: 2	RCVD ALT MH TMT FROM CHIROPRACTOR PST 12 MOS	Freq	Pct
	1 =	Response entered	1609	2.91
	3 =	Response entered LOGICALLY ASSIGNED.....	1	0.00
	6 =	Response not entered.....	2396	4.34
	94 =	DON'T KNOW.....	15	0.03
	97 =	REFUSED	110	0.20
	98 =	BLANK (NO ANSWER).....	105	0.19
	99 =	LEGITIMATE SKIP	51035	92.34

AUALHERB¹	Len: 2	RCVD ALT MH TMT FROM HERBALIST PAST 12 MONTHS	Freq	Pct
	1 =	Response entered	187	0.34
	6 =	Response not entered.....	3819	6.91
	94 =	DON'T KNOW.....	15	0.03
	97 =	REFUSED	110	0.20
	98 =	BLANK (NO ANSWER).....	105	0.19
	99 =	LEGITIMATE SKIP	51035	92.34

AUALSGRP¹	Len: 2	RCVD ALT MH TMT FR IN-PERS SUPPORT GRP PST 12 MOS	Freq	Pct
	1 =	Response entered	463	0.84
	3 =	Response entered LOGICALLY ASSIGNED.....	7	0.01
	5 =	Response entered LOG ASSN (from AUOPYRS2)	1	0.00
	6 =	Response not entered.....	3536	6.40
	94 =	DON'T KNOW.....	15	0.03
	97 =	REFUSED	110	0.20
	98 =	BLANK (NO ANSWER).....	104	0.19
	99 =	LEGITIMATE SKIP	51035	92.34

ADULT MENTAL HEALTH TREATMENT

AUALINET¹	Len: 2	RCVD ALT MH TMT FROM INTERNET GROUP PST 12 MOS	Freq	Pct
		1 = Response entered	180	0.33
		3 = Response entered LOGICALLY ASSIGNED	2	0.00
		6 = Response not entered.....	3824	6.92
		94 = DON'T KNOW.....	15	0.03
		97 = REFUSED	110	0.20
		98 = BLANK (NO ANSWER).....	105	0.19
		99 = LEGITIMATE SKIP	51035	92.34

AUALRELG¹	Len: 2	RCVD ALT MH TMT FROM RELIGIOUS ADVISOR PST 12 MOS	Freq	Pct
		1 = Response entered	974	1.76
		3 = Response entered LOGICALLY ASSIGNED	6	0.01
		5 = Response entered LOG ASSN (from AUOPYRS2)	4	0.01
		6 = Response not entered.....	3023	5.47
		94 = DON'T KNOW.....	15	0.03
		97 = REFUSED	110	0.20
		98 = BLANK (NO ANSWER).....	104	0.19
		99 = LEGITIMATE SKIP	51035	92.34

AUALHLIN¹	Len: 2	RCVD ALT MH TMT FROM PHONE HOTLINE PST 12 MOS	Freq	Pct
		1 = Response entered	86	0.16
		6 = Response not entered.....	3920	7.09
		94 = DON'T KNOW.....	15	0.03
		97 = REFUSED	110	0.20
		98 = BLANK (NO ANSWER).....	105	0.19
		99 = LEGITIMATE SKIP	51035	92.34

AUALMSG¹	Len: 2	RCVD ALT MH TMT FROM MASSAGE THERAPIST PST 12 MOS	Freq	Pct
		1 = Response entered	1502	2.72
		6 = Response not entered.....	2504	4.53
		94 = DON'T KNOW.....	15	0.03
		97 = REFUSED	110	0.20
		98 = BLANK (NO ANSWER).....	105	0.19
		99 = LEGITIMATE SKIP	51035	92.34

AUALOTH¹	Len: 2	RCVD ALT MH TMT FROM OTHER SOURCE PST 12 MOS	Freq	Pct
		1 = Response entered	332	0.60
		6 = Response not entered.....	3674	6.65
		94 = DON'T KNOW.....	15	0.03
		97 = REFUSED	110	0.20
		98 = BLANK (NO ANSWER).....	105	0.19
		99 = LEGITIMATE SKIP	51035	92.34

ADULT MENTAL HEALTH TREATMENT

AUALOTS2¹	Len: 2	OTH SOURCE OF ALTERN MH TMT PST 12 MOS - SPECIFY	Freq	Pct
		2 = Chiropractor.....	1	0.00
		4 = In-person support group/self-help group.....	9	0.02
		5 = Internet support group or chat room.....	2	0.00
		6 = Spiritual or religious advisor.....	7	0.01
		8 = Massage therapist.....	1	0.00
		9 = Other.....	27	0.05
		20 = Home/family/friends.....	46	0.08
		21 = Doctor/primary care doctor/medical; locale unspec.....	20	0.04
		22 = Therapist/psychologist/counselor; locale unspecfd.....	60	0.11
		23 = School/university counselor.....	3	0.01
		24 = Military/VA/Veterans counselor or program/hospital.....	4	0.01
		25 = Medical specialist(inc psychiatrist);locale unspfd.....	17	0.03
		26 = Health professional, not a Dr.; locale unspecified.....	17	0.03
		29 = Yoga, Tai Chi, Eastern exercise, Pilates.....	3	0.01
		31 = Medication/taking medication.....	3	0.01
		33 = Personal action/self-care/self-help (not meds/grp).....	12	0.02
		36 = Homeopath/Naturopath.....	5	0.01
		39 = Energy/biofield therapist (e.g., Reiki).....	9	0.02
		40 = Manipulation/irrigation (not chiropractic/massage).....	7	0.01
		41 = Relig influence other than indiv or higher power.....	3	0.01
		42 = Therapy, type unspecified.....	5	0.01
		44 = Mind/Body Therapy (e.g., biofeedback).....	6	0.01
		50 = Mental Health; location and provider type unspecfd.....	8	0.01
		70 = Name of facility/program or description given.....	9	0.02
		71 = Reason for seeking help given.....	6	0.01
		85 = BAD DATA Logically assigned.....	24	0.04
		94 = DON'T KNOW.....	11	0.02
		97 = REFUSED.....	117	0.21
		98 = BLANK (NO ANSWER).....	120	0.22
		99 = LEGITIMATE SKIP.....	54709	98.98

Please think about the mental health treatment or counseling you received during the past 12 months. Which of these statements best describes how you were prompted to get treatment?

AUMOTVYR¹	Len: 2	HOW PROMPTED TO GET MH TREATMENT PST 12 MOS	Freq	Pct
		1 = I decided on my own to get treatment.....	6927	12.53
		2 = I got trmt bc someone else thought I should.....	850	1.54
		3 = I was ordered to get treatment.....	360	0.65
		85 = BAD DATA Logically assigned.....	4	0.01
		94 = DON'T KNOW.....	279	0.50
		97 = REFUSED.....	258	0.47
		98 = BLANK (NO ANSWER).....	190	0.34
		99 = LEGITIMATE SKIP.....	46403	83.96

RECODED ADULT MENTAL HEALTH TREATMENT

RECODED ADULT MENTAL HEALTH TREATMENT

NOTE: The variables in this section are recoded variables that were created from one or more variables from the following sections: Adult Mental Health Treatment and Recoded Substance Treatment.

NOTE: Certain source variables that were used to create recoded variables have valid values that might not have been reported or assigned for the current survey year. However, these values have been included in the general specifications in the codebook on how the recoded variables were created. See additional details about this issue in the Organization of the Data File section of this codebook introduction.

AMHINP2	Len: 1	RCVD INPATIENT MENTAL HEALTH TRT IN PST YR	Freq	Pct
	.	= Unknown/Aged 12-17/Log Assign Yes (Otherwise).....	13717	24.82
	1	= Yes (AUINPYR=1).....	439	0.79
	2	= No (AUINPYR=2).....	41115	74.39

The following variable, AMHOUTP3, is defined as SAS missing if a respondent reported receiving outpatient mental health treatment/counseling in the past year at "Some Other Place" (AUOPTYR=1, 3 and only AUOPOTOP=1, 3) and their write-in response was classified as an invalid outpatient mental health treatment/counseling location or alternative treatment/support (AUOPYRS2=7, 8, 10, 11, 17, 22, 26, 30, 34, 35, 36, 37, 38, 39, 42, 45, 48, 49, 50, 51, 54, 55, 56, 59, 71, 72, 73). In addition to the responses described above, respondents aged 12-17 and those coded as bad data, legitimate skip, don't know, refused, or blank (AUOPTYR=85, 89, 94, 97, 98, 99) were also defined as SAS missing. A respondent was assigned a positive response if they indicated they had received outpatient mental health treatment/counseling in the past year (AUOPTYR=1, 3) and they did not indicate an alternative source or invalid outpatient location (AUOPYRS2 not=7, 8, 10, 11, 17, 22, 26, 30, 34, 35, 36, 37, 38, 39, 42, 45, 48, 49, 50, 51, 54, 55, 56, 59, 71, 72, 73) as their only location for outpatient treatment.

AMHOUTP3	Len: 1	RCVD OUTPATIENT MENTAL HEALTH TRT IN PST YR	Freq	Pct
	.	= Unknown/Aged 12-17 (See comment above).....	13810	24.99
	1	= Yes (See comment above).....	3008	5.44
	2	= No (AUOPTYR=2).....	38453	69.57

AMHRX2	Len: 1	RCVD PRESC MED FOR MENTAL HLTH TRT IN PST YR	Freq	Pct
	.	= Unknown/Aged 12-17/Log Assign Yes (Otherwise).....	13739	24.86
	1	= Yes (AURXYR=1).....	5195	9.40
	2	= No (AURXYR=2).....	36337	65.74

AMHTXRC3	Len: 1	RCVD ANY MENTAL HEALTH TRT IN PST YR	Freq	Pct
	.	= Unknown/Aged 12-17 (Otherwise).....	13805	24.98
	1	= Yes (AMHINP2=1 OR AMHOUTP3=1 OR AMHRX2=1).....	6245	11.30
	2	= No (AMHINP2=2 AND AMHOUTP3=2 AND AMHRX2=2).....	35221	63.72

The following variable, AMHSVTYP, classifies what type of mental health treatment/counseling was received in the past year. Respondents who reported receiving treatment for mental health were classified in one of seven mutually exclusive categories. A respondent was assigned to level one if they reported receiving inpatient treatment only (AMHINP2=1 and AMHOUTP3=2 and AMHRX2=2), to level two if they reported receiving outpatient treatment only (AMHINP2=2 and AMHOUTP3=1 and AMHRX2=2), to level three if they reported receiving prescription medication treatment only (AMHINP2=2 and AMHOUTP3=2 and AMHRX2=1), to level four if they reported receiving both inpatient and outpatient treatment only (AMHINP2=1 and AMHOUTP3=1 and AMHRX2=2), to level five if they reported receiving inpatient and prescription medication treatment only (AMHINP2=1 and AMHOUTP3=2 and AMHRX2=1), to level six if they reported receiving outpatient and prescription medication treatment only (AMHINP2=2 and AMHOUTP3=1 and AMHRX2=1), or to level seven if they reported receiving inpatient, outpatient, and prescription medication treatment (AMHINP2=1 and AMHOUTP3=1 and AMHRX2=1). Respondents who did not receive mental health treatment in the past year were assigned to level eight (AMHINP2=2 and AMHOUTP3=2 and AMHRX2=2). Respondents whose specific treatment was not distinguishable due to missing values in one or more of the three source variables (AMHINP2, AMHOUTP3, or AMHRX2) were assigned a SAS missing.

AMHSVTYP	Len: 1	TYPE OF MENTAL HEALTH TRT RCVD IN PST YR	Freq	Pct
	.	= Unknown/Aged 12-17 (Otherwise).....	13844	25.05
	1	= Inpatient Only (See comment above).....	100	0.18
	2	= Outpatient Only (See comment above).....	888	1.61
	3	= Presc Medication Only (See comment above).....	3040	5.50
	4	= Inpatient and Outpatient Only (See comment above).....	46	0.08
	5	= Inpatient and Presc Med Only (See comment above).....	64	0.12
	6	= Outpatient and Presc Med Only (See comment above).....	1855	3.36
	7	= Inp & Outp & Presc Medication (See comment above).....	213	0.39
	8	= Did Not Receive MH Treatment (See comment above).....	35221	63.72

RECODED ADULT MENTAL HEALTH TREATMENT

The following variable, AMHSVNO, classifies the total number of types of mental health treatment/counseling services that a respondent received in the past year. The three possible types of treatment/counseling services are inpatient, outpatient, and prescription medication.

AMHSVNO	Len: 1	NUM OF TYPES OF MNT HLTH TRT SRVCS RCVD IN PST YR	Freq	Pct
.	=	Unknown/Aged 12-17 (Otherwise)	13844	25.05
1	=	Rcvd One Type of Treatment (AMHSVTYP=1,2,3)	4028	7.29
2	=	Rcvd Two Types of Treatment (AMHSVTYP=4,5,6)	1965	3.56
3	=	Rcvd All Three Types of Treatment (AMHSVTYP=7)	213	0.39
4	=	Did Not Receive MH Treatment (AMHSVTYP=8)	35221	63.72

The following variable, AMHTXND2, is defined as feeling a perceived need for mental health treatment/counseling that was not received. This is often referred to as "unmet need."

AMHTXND2	Len: 1	PERCEIVED NEED/DID NOT RCV MH TRT IN PST YR	Freq	Pct
.	=	Unknown/Aged 12-17 (Otherwise)	13779	24.93
1	=	Yes (AUUNMTYR=1)	2652	4.80
2	=	No (AUUNMTYR=2)	38840	70.27

AMHTXAND	Len: 1	PERCEIVED UNMET NEED AND RECEIPT OF MH TRT	Freq	Pct
.	=	Unknown/Aged 12-17 (Otherwise)	13878	25.11
1	=	Perc Need/No MH TRT (AMHTXND2=1 and AMHTXRC3=2)	1247	2.26
2	=	No Perc Need/No MH TRT (AMHTXND2=2 and AMHTXRC3=2)	33919	61.37
3	=	Perc Need/Rcvd MH TRT (AMHTXND2=1 and AMHTXRC3=1)	1394	2.52
4	=	No Perc Nd/Rcvd MH TRT (AMHTXND2=2 and AMHTXRC3=1)	4833	8.74

NOTE: The following seven variables contain information about the location of outpatient mental health treatment/counseling received in the past year. These variables were revised for the 2009 NSDUH to include those respondents who reported receiving NO outpatient mental health treatment (AMHOUTP3=2) in the No category for the location. This differs from the variables named similarly in the past as they were only defined for those respondents who reported having received outpatient mental health treatment in the past year (AMHOUTP3=1) and those respondents who reported No outpatient mental health treatment were previously defined as SAS missing.

Only respondents who reported having received outpatient mental health treatment/counseling (AMHOUTP3=1) can be defined as having received it at the location. A respondent was allowed to report any of five specific locations or "Some Other Place". If a respondent reported "Some Other Place," they were asked to provide a description of the other location in a follow-up question. The first five variables below were created by examination of the variables containing information on the five specific locations, while the last two variables were created by examination of the variables containing information on the other-specify locations which were grouped into two main categories.

MHLMNT3	Len: 1	RCVD OUTP MH TRT AT MH CLINIC/CENTER IN PST YR	Freq	Pct
.	=	Unkwn MH Trt/Unkwn Source/Aged 12-17 (Otherwise)	13828	25.02
0	=	No (AMHOUTP3=2 or [AMHOUTP3=1 and AUOPMENT=6])	40636	73.52
1	=	Yes (AMHOUTP3=1 and AUOPMENT=1,3)	807	1.46

MHLTHER3	Len: 1	RCVD OUTP MH TRT AT PRIV THERAPIST OFC IN PST YR	Freq	Pct
.	=	Unkwn MH Trt/Unkwn Source/Aged 12-17 (Otherwise)	13828	25.02
0	=	No (AMHOUTP3=2 or [AMHOUTP3=1 and AUOPTHER=6])	39714	71.85
1	=	Yes (AMHOUTP3=1 and AUOPTHER=1,3)	1729	3.13

MHLDOC3	Len: 1	RCVD OUTP MH TRT AT NON CLINIC DR OFFCE IN PST YR	Freq	Pct
.	=	Unkwn MH Trt/Unkwn Source/Aged 12-17 (Otherwise)	13828	25.02
0	=	No (AMHOUTP3=2 or [AMHOUTP3=1 and AUOPDOC=6])	41033	74.24
1	=	Yes (AMHOUTP3=1 and AUOPDOC=1,3)	410	0.74

MHLCLNC3	Len: 1	RCVD OUTP MH TRT AT MEDICAL CLINIC IN PST YR	Freq	Pct
.	=	Unkwn MH Trt/Unkwn Source/Aged 12-17 (Otherwise)	13828	25.02
0	=	No (AMHOUTP3=2 or [AMHOUTP3=1 and AUOPCLNC=6])	41238	74.61
1	=	Yes (AMHOUTP3=1 and AUOPCLNC=1,3)	205	0.37

RECODED ADULT MENTAL HEALTH TREATMENT

MHLDTMT3	Len: 1	RCVD OUTP MH TRT AT DAY HOSP OR TRT PGM IN PST YR	Freq	Pct
.	=	Unkwn MH Trt/Unkwn Source/Aged 12-17 (Otherwise).....	13828	25.02
0	=	No (AMHOUTP3=2 or [AMHOUTP3=1 and AUOPDTMT=6]).....	41378	74.86
1	=	Yes (AMHOUTP3=1 and AUOPDTMT=1,3).....	65	0.12

NOTE: The following variables, MHLSCHL3 and MHLOTH3, were created by examination of the other-specify write-in responses for locations where a respondent received outpatient mental health treatment/counseling. See additional information included above the location of outpatient mental health treatment recode variable, MHLMT3.

The following variable, MHLSCHL3, was assigned a positive response if a respondent indicated receiving outpatient mental health treatment/counseling in the past year (AMHOUTP3=1) at some location other than the five locations defined above (AUOPOTOP=1) and the location was classified as "School or University Setting/Clinic/Center" (AUOPYRS2=9). A negative response was assigned if the respondent indicated receiving outpatient mental health treatment/counseling in the past year (AMHOUTP3=1) at one of the five locations defined above but not some location other than these five locations (AUOPOTOP=6 AND AUOPYRS2=99), at some location other than the five locations defined above or "School or University Setting/Clinic/Center" and this location was classified as a valid outpatient treatment location (AUOPYRS2=1-6, 12, 13, 14, 15, 16, 18, 19, 20, 21, 23, 24, 25, 27, 28, 29, 31, 32, 33, 40, 41, 44, 46, 47, 52, 53, 57, 58, 60-70), or if they did not receive outpatient mental health treatment in the past year (AMHOUTP3=2). Respondents who indicated receiving outpatient treatment in the past year (AMHOUTP3=1) at some location other than the five locations defined above (AUOPOTOP=1) and the location was classified as an invalid or alternative source of treatment (AUOPYRS2=7, 8, 10, 11, 17, 22, 26, 30, 34, 35, 36, 37, 38, 39, 42, 45, 48, 49, 50, 51, 54, 55, 56, 59, 71, 72, 73), bad data, don't know, refused, or blank (AUOPYRS2=85, 94, 97, 98), aged 12-17 (AUOPYRS2=89, 99 and AMHOUTP3=.), or classified as missing for receiving outpatient treatment in the past year (AMHOUTP3=.) were set to SAS missing.

MHLSCHL3	Len: 1	RCVD OUTP MH TRT AT A SCHOOL SETTING IN PST YR	Freq	Pct
.	=	Otherwise (See comment above).....	13851	25.06
0	=	No (See comment above).....	41382	74.87
1	=	Yes (See comment above).....	38	0.07

The following variable, MHLOTH3, was assigned a positive response if a respondent indicated receiving outpatient mental health treatment/counseling in the past year (AMHOUTP3=1) at some location other than the six locations defined above and was classified as a valid location for outpatient mental health treatment/counseling and not considered an alternative source of treatment (AUOPOTOP=1 and AUOPYRS2=12, 13, 14, 15, 16, 18, 19, 20, 21, 23, 24, 25, 27, 28, 29, 31, 32, 33, 40, 41, 44, 46, 47, 52, 53, 57, 58, 60-69). A negative response was assigned if the respondent indicated receiving outpatient mental health treatment/counseling in the past year (AMHOUTP3=1) at one of the first five specified locations but not some location other than these locations (AUOPOTOP=6 and AUOPYRS2=99), indicated some other location to be one of the six specified locations defined above (AUOPYRS2=1-6, 9, 43), provided a name of a facility (AUOPYRS2=70) as the 'other' location, or if reported not receiving outpatient mental health treatment in the past year (AMHOUTP3=2). Respondents who indicated receiving outpatient treatment in the past year (AMHOUTP3=1) at some location other than the five locations defined above (AUOPOTOP=1) and the location was classified as an invalid or alternative source of treatment (AUOPYRS2=7, 8, 10, 11, 17, 22, 26, 30, 34, 35, 36, 37, 38, 39, 42, 45, 48, 49, 50, 51, 54, 55, 56, 59, 71, 72, 73), bad data, don't know, refused, or blank (AUOPYRS2=85, 94, 97, 98), aged 12-17 (AUOPYRS2=89, 99 and AMHOUTP3=.), or classified as missing for receiving outpatient treatment in the past year (AMHOUTP3=.) were set to SAS missing.

MHLOTH3	Len: 1	RCVD OUTP MH TRT AT SOME OTHER PLACE IN PST YR	Freq	Pct
.	=	Otherwise (See comment above).....	13851	25.06
0	=	No (See comment above).....	41345	74.80
1	=	Yes (See comment above).....	75	0.14

NOTE: The following 11 variables contain information about the source of payment for outpatient mental health treatment/counseling received in the past year. A respondent must have reported having received outpatient mental health treatment in the past year (AMHOUTP3=1) in order to be asked questions on the source of payment for treatment. A respondent was allowed to report any of 11 specific sources of payment.

MHPDSL3	Len: 1	SELF/HHOLD FAM MBR PAID FOR OUTP MH TRT IN PST YR	Freq	Pct
.	=	No/Unkwn MH Trt/Unkwn Sourc/Aged 12-17 (Otherwise).....	52305	94.63
0	=	No (AMHOUTP3=1 and AUPOPSLF=6).....	1856	3.36
1	=	Yes (AMHOUTP3=1 and AUPOPSLF=1).....	1110	2.01

MHPDOFM2	Len: 1	NON-HHOLD FAM MBR PAID FOR OUTP MH TRT IN PST YR	Freq	Pct
.	=	No/Unkwn MH Trt/Unkwn Sourc/Aged 12-17 (Otherwise).....	52305	94.63
0	=	No (AMHOUTP3=1 and AUPOPOFM=6).....	2877	5.21
1	=	Yes (AMHOUTP3=1 and AUPOPOFM=1).....	89	0.16

RECODED ADULT MENTAL HEALTH TREATMENT

MHPDPHI2	Len: 1	PRIV HEALTH INSUR PAID FOR OUTP MH TRT IN PST YR	Freq	Pct
	.	= No/Unkwn MH Trt/Unkwn Sourc/Aged 12-17 (Otherwise)	52305	94.63
	0	= No (AMHOUTP3=1 and AUOPPHI=6)	1863	3.37
	1	= Yes (AMHOUTP3=1 and AUOPPHI=1)	1103	2.00
MHPDMCR2	Len: 1	MEDICARE PAID FOR OUTP MH TRT IN PST YR	Freq	Pct
	.	= No/Unkwn MH Trt/Unkwn Sourc/Aged 12-17 (Otherwise)	52305	94.63
	0	= No (AMHOUTP3=1 and AUOPMCR=6)	2585	4.68
	1	= Yes (AMHOUTP3=1 and AUOPMCR=1)	381	0.69
MHPDMCD2	Len: 1	MEDICAID PAID FOR OUTP MH TRT IN PST YR	Freq	Pct
	.	= No/Unkwn MH Trt/Unkwn Sourc/Aged 12-17 (Otherwise)	52305	94.63
	0	= No (AMHOUTP3=1 and AUOPMCD=6)	2569	4.65
	1	= Yes (AMHOUTP3=1 and AUOPMCD=1)	397	0.72
MHPDREH2	Len: 1	REHAB PGM PAID FOR OUTP MH TRT IN PST YR	Freq	Pct
	.	= No/Unkwn MH Trt/Unkwn Sourc/Aged 12-17 (Otherwise)	52305	94.63
	0	= No (AMHOUTP3=1 and AUOPPREH=6)	2950	5.34
	1	= Yes (AMHOUTP3=1 and AUOPPREH=1)	16	0.03
MHPDEMP2	Len: 1	EMPLOYER PAID FOR OUTP MH TRT IN PST YR	Freq	Pct
	.	= No/Unkwn MH Trt/Unkwn Sourc/Aged 12-17 (Otherwise)	52305	94.63
	0	= No (AMHOUTP3=1 and AUOPEMP=6)	2782	5.03
	1	= Yes (AMHOUTP3=1 and AUOPEMP=1)	184	0.33
MHPDMIL2	Len: 1	VA OR MILITARY PGM PAID FOR OUTP MH TRT IN PST YR	Freq	Pct
	.	= No/Unkwn MH Trt/Unkwn Sourc/Aged 12-17 (Otherwise)	52305	94.63
	0	= No (AMHOUTP3=1 and AUOPMIL=6)	2811	5.09
	1	= Yes (AMHOUTP3=1 and AUOPMIL=1)	155	0.28
MHPDPUB2	Len: 1	OTH PUBLIC SOURCE PAID FOR OUTP MH TRT IN PST YR	Freq	Pct
	.	= No/Unkwn MH Trt/Unkwn Sourc/Aged 12-17 (Otherwise)	52305	94.63
	0	= No (AMHOUTP3=1 and AUOPPPUB=6)	2878	5.21
	1	= Yes (AMHOUTP3=1 and AUOPPPUB=1)	88	0.16
MHPDPRV2	Len: 1	OTH PRIVATE SOURCE PAID FOR OUTP MH TRT IN PST YR	Freq	Pct
	.	= No/Unkwn MH Trt/Unkwn Sourc/Aged 12-17 (Otherwise)	52305	94.63
	0	= No (AMHOUTP3=1 and AUOPPPRV=6)	2923	5.29
	1	= Yes (AMHOUTP3=1 and AUOPPPRV=1)	43	0.08
MHPDFRE2	Len: 1	FREE - NOBODY PAID FOR OUTP MH TRT IN PST YR	Freq	Pct
	.	= No/Unkwn MH Trt/Unkwn Sourc/Aged 12-17 (Otherwise)	52305	94.63
	0	= No (AMHOUTP3=1 and AUOPPFRE=6)	2753	4.98
	1	= Yes (AMHOUTP3=1 and AUOPPFRE=1)	213	0.39

RECODED ADULT MENTAL HEALTH TREATMENT

NOTE: The following 15 variables contain information about the reasons for not receiving mental health treatment/counseling that was needed in the past year. A respondent must have reported not receiving mental health treatment that was needed in the past year (AMHTXND2=1) in order to be asked the questions on the reason for not receiving treatment. A respondent was allowed to report any of eight specific reasons or "Some Other Reason." If a respondent reported "Some Other Reason," they were allowed to report any of six additional specific reasons or report "Some Other Reason" again. If a respondent reported "Some Other Reason" again, they were then asked to provide the most important other reason in a follow-up question. The first 14 variables below were created by examination of the variables containing information on the fourteen specific reasons; while the last variable was created by examination of the most important other-specify reasons.

MHRCOST2	Len: 1	NO MH TRT IN PST YR B/C COULD NOT AFFORD COST	Freq	Pct
	.	= No Unmet Need/Unkn Reas/Aged 12-17 (Otherwise)	52653	95.26
	0	= No (AMHTXND2=1 and AUUNCOST=6).....	1473	2.67
	1	= Yes (AMHTXND2=1 and AUUNCOST=1,3)	1145	2.07
MHRNBRS2	Len: 1	NO MH TRT IN PST YR B/C FEAR OF NEIGHBRS NEG OPIN	Freq	Pct
	.	= No Unmet Need/Unkn Reas/Aged 12-17 (Otherwise)	52653	95.26
	0	= No (AMHTXND2=1 and AUUNNBR=6)	2319	4.20
	1	= Yes (AMHTXND2=1 and AUUNNBR=1,3)	299	0.54
MHRJOBS2	Len: 1	NO MH TRT IN PST YR B/C FEAR OF NEG AFFECT ON JOB	Freq	Pct
	.	= No Unmet Need/Unkn Reas/Aged 12-17 (Otherwise)	52653	95.26
	0	= No (AMHTXND2=1 and AUUNJOB=6)	2404	4.35
	1	= Yes (AMHTXND2=1 and AUUNJOB=1,3)	214	0.39
MHRNCOV2	Len: 1	NO MH TRT IN PST YR B/C INSUR NOT COVER AT ALL	Freq	Pct
	.	= No Unmet Need/Unkn Reas/Aged 12-17 (Otherwise)	52653	95.26
	0	= No (AMHTXND2=1 and AUUNNCOV=6)	2464	4.46
	1	= Yes (AMHTXND2=1 and AUUNNCOV=1,3)	154	0.28
MHRENUF2	Len: 1	NO MH TRT IN PST YR B/C INSUR NOT PAY ENOUGH	Freq	Pct
	.	= No Unmet Need/Unkn Reas/Aged 12-17 (Otherwise)	52653	95.26
	0	= No (AMHTXND2=1 and AUUNENUF=6)	2345	4.24
	1	= Yes (AMHTXND2=1 and AUUNENUF=1,3)	273	0.49
MHRWHER2	Len: 1	NO MH TRT IN PST YR B/C DID NOT KNOW WHERE TO GO	Freq	Pct
	.	= No Unmet Need/Unkn Reas/Aged 12-17 (Otherwise)	52653	95.26
	0	= No (AMHTXND2=1 and AUUNWHER=6)	2061	3.73
	1	= Yes (AMHTXND2=1 and AUUNWHER=1,3)	557	1.01
MHRCFID2	Len: 1	NO MH TRT IN PST YR B/C CONFIDENTIALITY CONCERNS	Freq	Pct
	.	= No Unmet Need/Unkn Reas/Aged 12-17 (Otherwise)	52653	95.26
	0	= No (AMHTXND2=1 and AUUNCFID=6)	2397	4.34
	1	= Yes (AMHTXND2=1 and AUUNCFID=1,3)	221	0.40
MHRCMIT2	Len: 1	NO MH TRT IN PST YR B/C FEAR BEING COMMITTED/MED	Freq	Pct
	.	= No Unmet Need/Unkn Reas/Aged 12-17 (Otherwise)	52653	95.26
	0	= No (AMHTXND2=1 and AUUNCMIT=6)	2299	4.16
	1	= Yes (AMHTXND2=1 and AUUNCMIT=1,3)	319	0.58
MHRNOND2	Len: 1	NO MH TRT IN PST YR B/C DIDN'T THINK TRT NEEDED	Freq	Pct
	.	= No Unmet Need/Unkn Reas/Aged 12-17 (Otherwise)	52653	95.26
	0	= No (AMHTXND2=1 and AUUNNOND=6)	2384	4.31
	1	= Yes (AMHTXND2=1 and AUUNNOND=1,3)	234	0.42

RECODED ADULT MENTAL HEALTH TREATMENT

MHRHAND2	Len: 1	NO MH TRT IN PST YR B/C THGT COULD HANDLE PRB W/O	Freq	Pct
	.	= No Unmet Need/Unkn Reas/Aged 12-17 (Otherwise)	52653	95.26
	0	= No (AMHTXND2=1 and AUUNHNDL=6)	1946	3.52
	1	= Yes (AMHTXND2=1 and AUUNHNDL=1,3)	672	1.22

MHRNOHP2	Len: 1	NO MH TRT IN PST YR B/C DIDN'T THNK TRT WOULD HELP	Freq	Pct
	.	= No Unmet Need/Unkn Reas/Aged 12-17 (Otherwise)	52653	95.26
	0	= No (AMHTXND2=1 and AUUNNHLP=6)	2353	4.26
	1	= Yes (AMHTXND2=1 and AUUNNHLP=1,3)	265	0.48

MHRTIME2	Len: 1	NO MH TRT IN PST YR B/C DIDN'T HAVE TIME	Freq	Pct
	.	= No Unmet Need/Unkn Reas/Aged 12-17 (Otherwise)	52653	95.26
	0	= No (AMHTXND2=1 and AUUNBUSY=6)	2187	3.96
	1	= Yes (AMHTXND2=1 and AUUNBUSY=1,3)	431	0.78

MHRFOUT2	Len: 1	NO MH TRT IN PST YR B/C DIDNT WANT OTH TO FIND OUT	Freq	Pct
	.	= No Unmet Need/Unkn Reas/Aged 12-17 (Otherwise)	52653	95.26
	0	= No (AMHTXND2=1 and AUUNFOUT=6)	2429	4.39
	1	= Yes (AMHTXND2=1 and AUUNFOUT=1,3)	189	0.34

MHRTRAN2	Len: 1	NO MH TRT IN PST YR B/C NO TRANS OR INCONVENIENT	Freq	Pct
	.	= No Unmet Need/Unkn Reas/Aged 12-17 (Otherwise)	52653	95.26
	0	= No (AMHTXND2=1 and AUUNNTSP=6)	2496	4.52
	1	= Yes (AMHTXND2=1 and AUUNNTSP=1,3)	122	0.22

The following variable, MHR SOTH2, was assigned a positive response if a respondent reported not receiving mental health treatment that was needed in the past year (AMHTXND2=1) and the reason for not receiving that treatment was other than the fourteen reasons listed above (AUUNSOR=1 and AUUNRIM2=15-69). A negative response was assigned if a respondent reported not receiving mental health treatment that was needed in the past year (AMHTXND2=1) and reported one of the reasons listed in the fourteen variables above, respondent did/had appt for mental health treatment/counseling or did not report an other-specify reason for not receiving this treatment (AUUNSOR=1, 6 and AUUNRIM2=1-14, 70, 85, 94, 97, 98, 99).

MHR SOTH2	Len: 1	NO MH TRT IN PST YR B/C SOME OTHER REASON	Freq	Pct
	.	= No Unmet Need/Unkn Reas/Aged 12-17 (Otherwise)	52652	95.26
	0	= No (See comment above)	2402	4.35
	1	= Yes (See comment above)	217	0.39

NOTE: The following four variables were created by using a combination of recoded adult mental health treatment and recoded substance treatment variables. Specifications on how the individual recoded adult mental health treatment variable was defined can be found above. Specifications on how the individual recoded substance treatment variable was defined can be found in the Recoded Substance Treatment section.

MHOSPTR2	Len: 1	RCVD MH TRT OR SUB TRT AT SPEC FAC IN PST YR	Freq	Pct
	.	= Youth/Unkn (AGE2<7 (AMHTXRC3= & SPILLALC=0))	13801	24.97
	0	= No MH & No/Unk Sub Trt (AMHTXRC3=2 and SPILLALC=0)	34976	63.28
	1	= MH or Sub Trt at Spc Fac(AMHTXRC3=1 or SPILLALC=1)	6494	11.75

MHNSPTR2	Len: 1	RCVD MH TRT BUT NOT SUB TRT AT SPEC FAC IN PST YR	Freq	Pct
	.	= Youth/Unkn (AGE2<7 (AMHTXRC3= & SPILLALC=0))	13801	24.97
	0	= Otherwise (AGE2>=7 & (AMHTXRC3=2 SPILLALC=1))	35521	64.27
	1	= Mental Health Trt Only (AMHTXRC3=1 and SPILLALC=0)	5949	10.76

NMHSPTR2	Len: 1	RCVD SUB TRT AT SPEC FAC BUT NOT MH TRT IN PST YR	Freq	Pct
	.	= Youth/Unkn (AGE2<7 (AMHTXRC3= & SPILLALC=1))	13604	24.61
	0	= Otherwise (AGE2>=7 & (AMHTXRC3=1 SPILLALC=0))	41422	74.94
	1	= Sub Trt at Spc Fac Only (AMHTXRC3=2 & SPILLALC=1)	245	0.44

RECODED ADULT MENTAL HEALTH TREATMENT

MHASPTR2	Len: 1	RCVD BOTH MH TRT AND SUB TRT AT SPEC FAC IN PST YR	Freq	Pct
	.	= Youth/Unkn (AGE2<7 (AMHTXRC3=. & SPILLALC=1))	13604	24.61
	0	= Otherwise (AGE2>=7 & (AMHTXRC3=2 or SPILLALC=0))	41371	74.85
	1	= MH and Sub Trt at Sp Fac (AMHTXRC3=1 & SPILLALC=1)	296	0.54

SOCIAL ENVIRONMENT

SOCIAL ENVIRONMENT

The values in the section may be inconsistent with values from the core section(s). Items in this section were edited when respondents legitimately skipped out of these items based on prior answers in the core section(s). Otherwise, non-core items generally were not edited to make them consistent with core items, and core items were not edited to make them consistent with non-core items. This note applies to variables in this section marked by a ¹.

How many times have you moved in the past 5 years?

SNMOV5Y2¹	Len: 3	# TIMES MOVED IN PAST 5 YEARS	Freq	Pct
		0 = None.....	18100	32.75
		1 = One time.....	9272	16.78
		2 = Two times.....	5900	10.67
		3 = Three times.....	4142	7.49
		4 = Four times.....	1836	3.32
		5 = Five times.....	976	1.77
		6 = Six or more times.....	1071	1.94
		985 = BAD DATA Logically assigned.....	1	0.00
		994 = DON'T KNOW.....	209	0.38
		997 = REFUSED.....	151	0.27
		998 = BLANK (NO ANSWER).....	13	0.02
		999 = LEGITIMATE SKIP.....	13600	24.61

During the past 12 months, how many times have you sold illegal drugs?

SNYSELL¹	Len: 2	SOLD ILLEGAL DRUGS	Freq	Pct
		1 = 0 times.....	40598	73.45
		2 = 1 or 2 times.....	407	0.74
		3 = 3 to 5 times.....	156	0.28
		4 = 6 to 9 times.....	61	0.11
		5 = 10 or more times.....	281	0.51
		85 = BAD DATA Logically assigned.....	1	0.00
		94 = DON'T KNOW.....	37	0.07
		97 = REFUSED.....	117	0.21
		98 = BLANK (NO ANSWER).....	13	0.02
		99 = LEGITIMATE SKIP.....	13600	24.61

During the past 12 months, how many times have you stolen or tried to steal anything worth more than \$50?

SNYSTOLE¹	Len: 2	STOLEN/TRIED TO STEAL ANYTHING WORTH > \$50	Freq	Pct
		1 = 0 times.....	41060	74.29
		2 = 1 or 2 times.....	320	0.58
		3 = 3 to 5 times.....	78	0.14
		4 = 6 to 9 times.....	34	0.06
		5 = 10 or more times.....	58	0.10
		85 = BAD DATA Logically assigned.....	1	0.00
		94 = DON'T KNOW.....	32	0.06
		97 = REFUSED.....	75	0.14
		98 = BLANK (NO ANSWER).....	13	0.02
		99 = LEGITIMATE SKIP.....	13600	24.61

During the past 12 months, how many times have you attacked someone with the intent to seriously hurt them?

SNYATTAK¹	Len: 2	ATTACKED SOMEONE W/INTENT TO SERIOUSLY HURT THEM	Freq	Pct
		1 = 0 times.....	40859	73.92
		2 = 1 or 2 times.....	598	1.08
		3 = 3 to 5 times.....	66	0.12
		4 = 6 to 9 times.....	17	0.03
		5 = 10 or more times.....	23	0.04
		85 = BAD DATA Logically assigned.....	1	0.00
		94 = DON'T KNOW.....	26	0.05
		97 = REFUSED.....	68	0.12
		98 = BLANK (NO ANSWER).....	13	0.02
		99 = LEGITIMATE SKIP.....	13600	24.61

SOCIAL ENVIRONMENT

How do you feel about adults trying marijuana or hashish once or twice?

SNFAMJEV¹	Len: 2	HOW YOU FEEL: ADLTS TRYING MJ/HASH	Freq	Pct
		1 = Neither approve nor disapprove	24970	45.18
		2 = Somewhat disapprove	4953	8.96
		3 = Strongly disapprove	11145	20.16
		85 = BAD DATA Logically assigned	1	0.00
		94 = DON'T KNOW	366	0.66
		97 = REFUSED	222	0.40
		98 = BLANK (NO ANSWER)	14	0.03
		99 = LEGITIMATE SKIP	13600	24.61

During the past 12 months, how many times did you attend religious services? Please do not include special occasions such as weddings, funerals, or other special events in your answer.

SNRLGSVC¹	Len: 2	PAST 12 MOS, HOW MANY RELIG. SERVICES	Freq	Pct
		1 = 0 times	17461	31.59
		2 = 1 to 2 times	4783	8.65
		3 = 3 to 5 times	4076	7.37
		4 = 6 to 24 times	5344	9.67
		5 = 25 to 52 times	5123	9.27
		6 = More than 52 times	4529	8.19
		85 = BAD DATA Logically assigned	1	0.00
		94 = DON'T KNOW	148	0.27
		97 = REFUSED	192	0.35
		98 = BLANK (NO ANSWER)	14	0.03
		99 = LEGITIMATE SKIP	13600	24.61

These next questions are about the role that religious beliefs may play in your life. For each statement, please indicate whether you strongly disagree, disagree, agree, or strongly agree.

Your religious beliefs are a very important part of your life.

SNRLGIMP¹	Len: 2	MY RELIGIOUS BELIEFS ARE VERY IMPORTANT	Freq	Pct
		1 = Strongly Disagree	7115	12.87
		2 = Disagree	5705	10.32
		3 = Agree	14498	26.23
		4 = Strongly Agree	13573	24.56
		85 = BAD DATA Logically assigned	1	0.00
		94 = DON'T KNOW	347	0.63
		97 = REFUSED	418	0.76
		98 = BLANK (NO ANSWER)	14	0.03
		99 = LEGITIMATE SKIP	13600	24.61

Your religious beliefs influence how you make decisions in your life.

SNRLDCSN¹	Len: 2	MY RELIGIOUS BELIEFS INFLUENCE MY DECISIONS	Freq	Pct
		1 = Strongly Disagree	7202	13.03
		2 = Disagree	7125	12.89
		3 = Agree	14961	27.07
		4 = Strongly Agree	11666	21.11
		85 = BAD DATA Logically assigned	1	0.00
		94 = DON'T KNOW	314	0.57
		97 = REFUSED	388	0.70
		98 = BLANK (NO ANSWER)	14	0.03
		99 = LEGITIMATE SKIP	13600	24.61

SOCIAL ENVIRONMENT

It is important that your friends share your religious beliefs.

SNRLFRND ¹ Len: 2 IT IS IMPORTANT THAT MY FRIENDS SHARE REL BELIEFS		Freq	Pct
1 = Strongly Disagree		13206	23.89
2 = Disagree		16391	29.66
3 = Agree.....		8202	14.84
4 = Strongly Agree.....		3106	5.62
85 = BAD DATA Logically assigned		1	0.00
94 = DON'T KNOW.....		375	0.68
97 = REFUSED		376	0.68
98 = BLANK (NO ANSWER).....		14	0.03
99 = LEGITIMATE SKIP		13600	24.61

YOUTH EXPERIENCES

YOUTH EXPERIENCES

The values in the section may be inconsistent with values from the core section(s). Items in this section were edited when respondents legitimately skipped out of these items based on prior answers in the core section(s). Otherwise, non-core items generally were not edited to make them consistent with core items, and core items were not edited to make them consistent with non-core items. This note applies to variables in this section marked by a ¹.

How many times have you moved in the past 5 years?

YEMOV5Y2 ¹	Len: 3	# TIMES MOVED IN PAST 5 YEARS	Freq	Pct
0	=	None.....	7299	13.21
1	=	One time.....	2749	4.97
2	=	Two times.....	1376	2.49
3	=	Three times.....	952	1.72
4	=	Four times.....	391	0.71
5	=	Five times.....	205	0.37
6	=	Six or more times.....	273	0.49
985	=	BAD DATA Logically assigned.....	3	0.01
994	=	DON'T KNOW.....	306	0.55
997	=	REFUSED.....	44	0.08
998	=	BLANK (NO ANSWER).....	2	0.00
999	=	LEGITIMATE SKIP.....	41671	75.39

Have you attended any type of school at any time during the past 12 months?

YEATNDYR ¹	Len: 2	ATTENDED ANY TYPE OF SCHOOL PAST 12 MONTHS	Freq	Pct
1	=	Yes.....	12703	22.98
2	=	No.....	777	1.41
85	=	BAD DATA Logically assigned.....	5	0.01
94	=	DON'T KNOW.....	94	0.17
97	=	REFUSED.....	19	0.03
98	=	BLANK (NO ANSWER).....	2	0.00
99	=	LEGITIMATE SKIP.....	41671	75.39

Some parents decide to educate their children at home rather than send them to school. Have you been home-schooled at any time during the past 12 months?

YEHMSLYR ¹	Len: 2	HOME SCHOOLED AT ANY TIME DURING THE PAST 12 MOS	Freq	Pct
1	=	Yes.....	79	0.14
2	=	No.....	784	1.42
85	=	BAD DATA Logically assigned.....	2	0.00
94	=	DON'T KNOW.....	16	0.03
97	=	REFUSED.....	11	0.02
98	=	BLANK (NO ANSWER).....	5	0.01
99	=	LEGITIMATE SKIP.....	54374	98.38

Which of the statements below best describes how you felt overall about going to school during the past 12 months?

YESCHFLT ¹	Len: 2	HOW YOU FELT OVERALL ABT GOING TO SCHL PAST 12 MOS	Freq	Pct
1	=	You liked going to school a lot.....	3709	6.71
2	=	You kind of liked going to school.....	6397	11.57
3	=	You didn't like going to school very much.....	1884	3.41
4	=	You hated going to school.....	763	1.38
85	=	BAD DATA Logically assigned.....	3	0.01
94	=	DON'T KNOW.....	21	0.04
97	=	REFUSED.....	18	0.03
98	=	BLANK (NO ANSWER).....	106	0.19
99	=	LEGITIMATE SKIP.....	42370	76.66

YOUTH EXPERIENCES

During the past 12 months, how often did you feel that the school work you were assigned to do was meaningful and important?

YESCHWRK¹	Len: 2	HOW OFTEN FELT SCHL WORK MEANINGFUL PST 12 MOS	Freq	Pct
		1 = Always	3402	6.16
		2 = Sometimes.....	6494	11.75
		3 = Seldom	2174	3.93
		4 = Never	683	1.24
		85 = BAD DATA Logically assigned	3	0.01
		94 = DON'T KNOW.....	24	0.04
		97 = REFUSED	15	0.03
		98 = BLANK (NO ANSWER).....	106	0.19
		99 = LEGITIMATE SKIP	42370	76.66

How important do you think the things you have learned in school during the past 12 months are going to be to you later in life?

YESCHIMP¹	Len: 2	HOW IMPT THINGS LEARNED PST 12 MOS ARE GOING TO BE	Freq	Pct
		1 = Very important	5121	9.27
		2 = Somewhat important.....	5397	9.76
		3 = Somewhat unimportant.....	1698	3.07
		4 = Very unimportant	530	0.96
		85 = BAD DATA Logically assigned	3	0.01
		94 = DON'T KNOW.....	26	0.05
		97 = REFUSED	20	0.04
		98 = BLANK (NO ANSWER).....	106	0.19
		99 = LEGITIMATE SKIP	42370	76.66

How interesting do you think most of your courses at school during the past 12 months have been?

YESCHINT¹	Len: 2	HOW INTERESTING ARE COURSES AT SCHL PAST 12 MONTHS	Freq	Pct
		1 = Very interesting.....	3058	5.53
		2 = Somewhat interesting	6600	11.94
		3 = Somewhat boring.....	2255	4.08
		4 = Very boring	834	1.51
		85 = BAD DATA Logically assigned	3	0.01
		94 = DON'T KNOW.....	24	0.04
		97 = REFUSED	21	0.04
		98 = BLANK (NO ANSWER).....	106	0.19
		99 = LEGITIMATE SKIP	42370	76.66

During the past 12 months, how often did your teachers at school let you know when you were doing a good job with you school work?

YETCGJOB¹	Len: 2	HOW OFTEN TCHR SAY DOING A GOOD JOB PAST 12 MONTHS	Freq	Pct
		1 = Always	4134	7.48
		2 = Sometimes.....	5830	10.55
		3 = Seldom	2070	3.75
		4 = Never	700	1.27
		85 = BAD DATA Logically assigned	3	0.01
		94 = DON'T KNOW.....	37	0.07
		97 = REFUSED	21	0.04
		98 = BLANK (NO ANSWER).....	106	0.19
		99 = LEGITIMATE SKIP	42370	76.66

YOUTH EXPERIENCES

What were your grades for the last semester or grading period you completed?

YELSTGRD¹	Len: 2	GRADES FOR LAST SEMESTER/GRADING PERIOD COMPLETED	Freq	Pct
	1	= An "A+", "A" or "A-minus" average	4246	7.68
	2	= A "B+", "B" or "B-minus" average	5074	9.18
	3	= A "C+", "C" or "C-minus" average	2284	4.13
	4	= A "D" or less than a "D" average	539	0.98
	5	= My school does not give these grades	387	0.70
	85	= BAD DATA Logically assigned	3	0.01
	94	= DON'T KNOW	181	0.33
	97	= REFUSED	81	0.15
	98	= BLANK (NO ANSWER)	106	0.19
	99	= LEGITIMATE SKIP	42370	76.66

How many of the students in your grade at school would you say smoke cigarettes?

Please think about the school you would be attending if you were not home-schooled, as you answer these next questions.

How many of the students in your grade at school would you say smoke cigarettes?

YESTSCIG¹	Len: 2	HOW MANY SDNTS YOU KNOW IN GRADE SMOKE CIGARETTES	Freq	Pct
	1	= None of them	2866	5.19
	2	= A few of them	7458	13.49
	3	= Most of them	1885	3.41
	4	= All of them	81	0.15
	85	= BAD DATA Logically assigned	3	0.01
	94	= DON'T KNOW	470	0.85
	97	= REFUSED	32	0.06
	98	= BLANK (NO ANSWER)	106	0.19
	99	= LEGITIMATE SKIP	42370	76.66

How many of the students in your grade at school would you say use marijuana or hashish?

YESTSMJ¹	Len: 2	HOW MANY SDNTS YOU KNOW IN GRADE USE MJ/HASH	Freq	Pct
	1	= None of them	3493	6.32
	2	= A few of them	5329	9.64
	3	= Most of them	3159	5.72
	4	= All of them	248	0.45
	85	= BAD DATA Logically assigned	3	0.01
	94	= DON'T KNOW	527	0.95
	97	= REFUSED	36	0.07
	98	= BLANK (NO ANSWER)	106	0.19
	99	= LEGITIMATE SKIP	42370	76.66

How many of the students in your grade at school would you say drink alcoholic beverages?

YESTSALC¹	Len: 2	HOW MANY SDNTS YOU KNOW IN GRADE DRINK ALCOHOL	Freq	Pct
	1	= None of them	3035	5.49
	2	= A few of them	5117	9.26
	3	= Most of them	3775	6.83
	4	= All of them	341	0.62
	85	= BAD DATA Logically assigned	3	0.01
	94	= DON'T KNOW	492	0.89
	97	= REFUSED	32	0.06
	98	= BLANK (NO ANSWER)	106	0.19
	99	= LEGITIMATE SKIP	42370	76.66

YOUTH EXPERIENCES

How many of the students in your grade at school would you say get drunk at least once a week?

YESTSDNK¹	Len: 2	HOW MANY SDNTS YOU KNOW GET DRUNK WEEKLY	Freq	Pct
		1 = None of them	5464	9.89
		2 = A few of them.....	5203	9.41
		3 = Most of them	1310	2.37
		4 = All of them.....	115	0.21
		85 = BAD DATA Logically assigned	3	0.01
		94 = DON'T KNOW.....	666	1.20
		97 = REFUSED	34	0.06
		98 = BLANK (NO ANSWER).....	106	0.19
		99 = LEGITIMATE SKIP	42370	76.66

The next questions ask about your parents. By parents, we mean either your biological parents, adoptive parents, stepparents, or adult guardians who live in your household.

During the past 12 months, how often did your parents provide help with your homework when you needed it?

YEPCHKHW¹	Len: 2	PRNTS CHECK IF YOU'VE DONE HOMEWORK PST 12 MOS	Freq	Pct
		1 = Always	6906	12.49
		2 = Sometimes.....	3703	6.70
		3 = Seldom	1302	2.36
		4 = Never	815	1.47
		85 = BAD DATA Logically assigned	3	0.01
		94 = DON'T KNOW.....	34	0.06
		97 = REFUSED	32	0.06
		98 = BLANK (NO ANSWER).....	106	0.19
		99 = LEGITIMATE SKIP	42370	76.66

During the past 12 months, how often did your parents provide help with your homework when you needed it?

YEPHLPWH¹	Len: 2	PRNTS HELPED YOU W/HOMEWORK PAST 12 MONTHS	Freq	Pct
		1 = Always	7301	13.21
		2 = Sometimes.....	2931	5.30
		3 = Seldom	1273	2.30
		4 = Never	1201	2.17
		85 = BAD DATA Logically assigned	3	0.01
		94 = DON'T KNOW.....	46	0.08
		97 = REFUSED	40	0.07
		98 = BLANK (NO ANSWER).....	106	0.19
		99 = LEGITIMATE SKIP	42370	76.66

During the past 12 months, how often did your parents make you do chores around the house?

YEPCHORE¹	Len: 2	PRNTS MADE YOU DO WORK/CHORES PAST 12 MONTHS	Freq	Pct
		1 = Always	7015	12.69
		2 = Sometimes.....	5043	9.12
		3 = Seldom	1034	1.87
		4 = Never	427	0.77
		85 = BAD DATA Logically assigned	5	0.01
		94 = DON'T KNOW.....	46	0.08
		97 = REFUSED	28	0.05
		98 = BLANK (NO ANSWER).....	2	0.00
		99 = LEGITIMATE SKIP	41671	75.39

YOUTH EXPERIENCES

During the past 12 months, how often did your parents limit the amount of time you watched TV?

YEPLMTTV¹	Len: 2	PRNTS LIMITED YOUR AMT OF TV TIME PST 12 MOS	Freq	Pct
	1 = Always		1695	3.07
	2 = Sometimes.....		3716	6.72
	3 = Seldom		2597	4.70
	4 = Never.....		5452	9.86
	85 = BAD DATA Logically assigned		5	0.01
	94 = DON'T KNOW.....		92	0.17
	97 = REFUSED		41	0.07
	98 = BLANK (NO ANSWER).....		2	0.00
	99 = LEGITIMATE SKIP		41671	75.39

During the past 12 months, how often did your parents limit the amount of time you went out with friends on school nights?

YEPLMTSN¹	Len: 2	PRNTS LIMITED YOUR TIME OUT W/FRNDS PST 12 MOS	Freq	Pct
	1 = Always		4982	9.01
	2 = Sometimes.....		3512	6.35
	3 = Seldom		1956	3.54
	4 = Never.....		2088	3.78
	85 = BAD DATA Logically assigned		3	0.01
	94 = DON'T KNOW.....		182	0.33
	97 = REFUSED		72	0.13
	98 = BLANK (NO ANSWER).....		106	0.19
	99 = LEGITIMATE SKIP		42370	76.66

During the past 12 months, how often did your parents let you know when you'd done a good job?

YEPGDJOB¹	Len: 2	PRNTS LET YOU KNOW DONE A GOOD JOB PST 12 MOS	Freq	Pct
	1 = Always		7427	13.44
	2 = Sometimes.....		4289	7.76
	3 = Seldom		1245	2.25
	4 = Never.....		546	0.99
	85 = BAD DATA Logically assigned		5	0.01
	94 = DON'T KNOW.....		49	0.09
	97 = REFUSED		37	0.07
	98 = BLANK (NO ANSWER).....		2	0.00
	99 = LEGITIMATE SKIP		41671	75.39

During the past 12 months, how often did your parents tell you they were proud of you for something you had done?

YEPPROUD¹	Len: 2	TELL YOU THEY'RE PROUD OF SOMETHING YOU'D DONE	Freq	Pct
	1 = Always		7704	13.94
	2 = Sometimes.....		3958	7.16
	3 = Seldom		1345	2.43
	4 = Never.....		494	0.89
	85 = BAD DATA Logically assigned		5	0.01
	94 = DON'T KNOW.....		50	0.09
	97 = REFUSED		42	0.08
	98 = BLANK (NO ANSWER).....		2	0.00
	99 = LEGITIMATE SKIP		41671	75.39

YOUTH EXPERIENCES

During the past 12 months, how many times have you argued or had a fight with at least one of your parents?

YEYARGUP¹	Len: 2	ARGUED/HAD A FIGHT WITH AT LEAST ONE OF YOUR PRNTS	Freq	Pct
		1 = 0 times.....	2516	4.55
		2 = 1 or 2 times.....	3833	6.93
		3 = 3 to 5 times.....	2883	5.22
		4 = 6 to 9 times.....	1454	2.63
		5 = 10 or more times.....	2669	4.83
		85 = BAD DATA Logically assigned.....	6	0.01
		94 = DON'T KNOW.....	149	0.27
		97 = REFUSED.....	88	0.16
		98 = BLANK (NO ANSWER).....	2	0.00
		99 = LEGITIMATE SKIP.....	41671	75.39

During the past 12 months, how many times have you gotten into a serious fight at school or work?

YEYFGTSW¹	Len: 2	GOTTEN INTO A SERIOUS FIGHT AT SCHOOL/WORK	Freq	Pct
		1 = 0 times.....	11121	20.12
		2 = 1 or 2 times.....	1900	3.44
		3 = 3 to 5 times.....	333	0.60
		4 = 6 to 9 times.....	80	0.14
		5 = 10 or more times.....	69	0.12
		85 = BAD DATA Logically assigned.....	6	0.01
		94 = DON'T KNOW.....	50	0.09
		97 = REFUSED.....	39	0.07
		98 = BLANK (NO ANSWER).....	2	0.00
		99 = LEGITIMATE SKIP.....	41671	75.39

During the past 12 months, how many times have you taken part in a fight where a group of your friends fought against another group?

YEYFGTGP¹	Len: 2	TAKEN PART IN FIGHT WHERE GROUP FIGHTS GROUP	Freq	Pct
		1 = 0 times.....	11978	21.67
		2 = 1 or 2 times.....	1177	2.13
		3 = 3 to 5 times.....	225	0.41
		4 = 6 to 9 times.....	58	0.10
		5 = 10 or more times.....	54	0.10
		85 = BAD DATA Logically assigned.....	6	0.01
		94 = DON'T KNOW.....	64	0.12
		97 = REFUSED.....	36	0.07
		98 = BLANK (NO ANSWER).....	2	0.00
		99 = LEGITIMATE SKIP.....	41671	75.39

During the past 12 months, how many times have you carried a handgun?

YEYHGUN¹	Len: 2	CARRIED A HANDGUN	Freq	Pct
		1 = 0 times.....	12912	23.36
		2 = 1 or 2 times.....	389	0.70
		3 = 3 to 5 times.....	103	0.19
		4 = 6 to 9 times.....	37	0.07
		5 = 10 or more times.....	70	0.13
		85 = BAD DATA Logically assigned.....	6	0.01
		94 = DON'T KNOW.....	41	0.07
		97 = REFUSED.....	40	0.07
		98 = BLANK (NO ANSWER).....	2	0.00
		99 = LEGITIMATE SKIP.....	41671	75.39

YOUTH EXPERIENCES

During the past 12 months, how many times have you sold illegal drugs?

YEYSELL¹	Len: 2	SOLD ILLEGAL DRUGS	Freq	Pct
		1 = 0 times.....	13227	23.93
		2 = 1 or 2 times.....	156	0.28
		3 = 3 to 5 times.....	64	0.12
		4 = 6 to 9 times.....	23	0.04
		5 = 10 or more times.....	72	0.13
		85 = BAD DATA Logically assigned.....	6	0.01
		94 = DON'T KNOW.....	20	0.04
		97 = REFUSED.....	30	0.05
		98 = BLANK (NO ANSWER).....	2	0.00
		99 = LEGITIMATE SKIP.....	41671	75.39

During the past 12 months, how many times have you stolen or tried to steal anything worth more than \$50?

YEYSTOLE¹	Len: 2	STOLEN/TRIED TO STEAL ANYTHING WORTH >\$50	Freq	Pct
		1 = 0 times.....	13134	23.76
		2 = 1 or 2 times.....	265	0.48
		3 = 3 to 5 times.....	60	0.11
		4 = 6 to 9 times.....	31	0.06
		5 = 10 or more times.....	44	0.08
		85 = BAD DATA Logically assigned.....	6	0.01
		94 = DON'T KNOW.....	29	0.05
		97 = REFUSED.....	29	0.05
		98 = BLANK (NO ANSWER).....	2	0.00
		99 = LEGITIMATE SKIP.....	41671	75.39

During the past 12 months, how many times have you attacked someone with the intent to seriously hurt them?

YEYATTAK¹	Len: 2	ATTACKED SOMEONE W/INTENT TO SERIOUSLY HURT THEM	Freq	Pct
		1 = 0 times.....	12847	23.24
		2 = 1 or 2 times.....	574	1.04
		3 = 3 to 5 times.....	75	0.14
		4 = 6 to 9 times.....	25	0.05
		5 = 10 or more times.....	21	0.04
		85 = BAD DATA Logically assigned.....	6	0.01
		94 = DON'T KNOW.....	25	0.05
		97 = REFUSED.....	25	0.05
		98 = BLANK (NO ANSWER).....	2	0.00
		99 = LEGITIMATE SKIP.....	41671	75.39

How do you think your parents would feel about you smoking one or more packs of cigarettes per day?

YEPPKCIG¹	Len: 2	HOW PRNTS WLD FEEL: YOU SMOKING 1+ PACK CIGS/DAY	Freq	Pct
		1 = Neither approve nor disapprove.....	492	0.89
		2 = Somewhat disapprove.....	434	0.79
		3 = Strongly disapprove.....	12471	22.56
		85 = BAD DATA Logically assigned.....	6	0.01
		94 = DON'T KNOW.....	142	0.26
		97 = REFUSED.....	53	0.10
		98 = BLANK (NO ANSWER).....	2	0.00
		99 = LEGITIMATE SKIP.....	41671	75.39

YOUTH EXPERIENCES

How do you think your parents would feel about you trying marijuana or hashish once or twice?

YEPMJVR¹	Len: 2	HOW PRNTS WLD FEEL: YOU TRYING MJ/HASH	Freq	Pct
		1 = Neither Approve or Disapprove	683	1.24
		2 = Somewhat Disapprove	1143	2.07
		3 = Strongly Disapprove.....	11577	20.95
		85 = BAD DATA Logically assigned	6	0.01
		94 = DON'T KNOW	135	0.24
		97 = REFUSED	54	0.10
		98 = BLANK (NO ANSWER).....	2	0.00
		99 = LEGITIMATE SKIP	41671	75.39

How do you think your parents would feel about you using marijuana or hashish once a month or more?

YEPMJMO¹	Len: 2	HOW PRNTS WLD FEEL: YOU USING MJ/HASH MONTHLY	Freq	Pct
		1 = Neither Approve or Disapprove	621	1.12
		2 = Somewhat Disapprove	876	1.58
		3 = Strongly Disapprove.....	11903	21.54
		85 = BAD DATA Logically assigned	6	0.01
		94 = DON'T KNOW	137	0.25
		97 = REFUSED	55	0.10
		98 = BLANK (NO ANSWER).....	2	0.00
		99 = LEGITIMATE SKIP	41671	75.39

How do you think your parents would feel about you having one or two drinks of an alcoholic beverage nearly every day?

YEPALDLY¹	Len: 2	HOW PRNTS WLD FEEL: YOU DRINKING ALC DAILY	Freq	Pct
		1 = Neither Approve or Disapprove	461	0.83
		2 = Somewhat Disapprove	853	1.54
		3 = Strongly Disapprove.....	12100	21.89
		85 = BAD DATA Logically assigned	6	0.01
		94 = DON'T KNOW	124	0.22
		97 = REFUSED	54	0.10
		98 = BLANK (NO ANSWER).....	2	0.00
		99 = LEGITIMATE SKIP	41671	75.39

How do you feel about someone your age smoking one or more packs of cigarettes a day?

YEGPKCIG¹	Len: 2	HOW YOU FEEL S/ONE YOUR AGE SMOKG 1+ PK CIGS/DY	Freq	Pct
		1 = Neither approve nor disapprove	1059	1.92
		2 = Somewhat disapprove	1363	2.47
		3 = Strongly disapprove	11023	19.94
		85 = BAD DATA Logically assigned	6	0.01
		94 = DON'T KNOW	103	0.19
		97 = REFUSED	44	0.08
		98 = BLANK (NO ANSWER).....	2	0.00
		99 = LEGITIMATE SKIP	41671	75.39

How do you feel about someone your age trying marijuana or hashish once or twice?

YEGMJVR¹	Len: 2	HOW YOU FEEL S/ONE YOUR AGE TRYING MJ/HASH	Freq	Pct
		1 = Neither approve nor disapprove	2884	5.22
		2 = Somewhat disapprove	2048	3.71
		3 = Strongly disapprove	8498	15.38
		85 = BAD DATA Logically assigned	6	0.01
		94 = DON'T KNOW	118	0.21
		97 = REFUSED	44	0.08
		98 = BLANK (NO ANSWER).....	2	0.00
		99 = LEGITIMATE SKIP	41671	75.39

YOUTH EXPERIENCES

How do you feel about someone your age using marijuana once a month or more?

YEGMJMO¹	Len: 2	HOW YOU FEEL S/ONE YOUR AGE USING MJ/HASH MONTHLY	Freq	Pct
		1 = Neither approve nor disapprove	2924	5.29
		2 = Somewhat disapprove	1952	3.53
		3 = Strongly disapprove	8549	15.47
		85 = BAD DATA Logically assigned	6	0.01
		94 = DON'T KNOW	121	0.22
		97 = REFUSED	46	0.08
		98 = BLANK (NO ANSWER).....	2	0.00
		99 = LEGITIMATE SKIP	41671	75.39

How do you feel about someone your age having one or two drinks of an alcoholic beverage nearly every day?

YEGALDLY¹	Len: 2	HOW YOU FEEL S/ONE YOUR AGE DRINKING ALC DLY	Freq	Pct
		1 = Neither approve nor disapprove	1434	2.59
		2 = Somewhat disapprove	2005	3.63
		3 = Strongly disapprove	9992	18.08
		85 = BAD DATA Logically assigned	6	0.01
		94 = DON'T KNOW	121	0.22
		97 = REFUSED	40	0.07
		98 = BLANK (NO ANSWER).....	2	0.00
		99 = LEGITIMATE SKIP	41671	75.39

How do you think your close friends would feel about you smoking one or more packs of cigarettes a day?

YEFPKCIG¹	Len: 2	HOW YOU FEEL FRIENDS SMOKING 1+ PACK CIGS/DAY	Freq	Pct
		1 = Neither approve nor disapprove	1386	2.51
		2 = Somewhat disapprove	2031	3.67
		3 = Strongly disapprove	9967	18.03
		85 = BAD DATA Logically assigned	6	0.01
		94 = DON'T KNOW	168	0.30
		97 = REFUSED	40	0.07
		98 = BLANK (NO ANSWER).....	2	0.00
		99 = LEGITIMATE SKIP	41671	75.39

How do you think your close friends would feel about you trying marijuana or hashish once or twice?

YEFMJVR¹	Len: 2	HOW YOU FEEL FRIENDS USING MJ 1X/MO	Freq	Pct
		1 = Neither approve nor disapprove	2949	5.34
		2 = Somewhat disapprove	2147	3.88
		3 = Strongly disapprove	8274	14.97
		85 = BAD DATA Logically assigned	6	0.01
		94 = DON'T KNOW	176	0.32
		97 = REFUSED	46	0.08
		98 = BLANK (NO ANSWER).....	2	0.00
		99 = LEGITIMATE SKIP	41671	75.39

How do you think your close friends would feel about you using marijuana or hashish once a month or more?

YEFMJMO¹	Len: 2	HOW YOU FEEL FRIENDS USING MJ MONTHLY	Freq	Pct
		1 = Neither approve nor disapprove	2780	5.03
		2 = Somewhat disapprove	2008	3.63
		3 = Strongly disapprove	8574	15.51
		85 = BAD DATA Logically assigned	6	0.01
		94 = DON'T KNOW	181	0.33
		97 = REFUSED	49	0.09
		98 = BLANK (NO ANSWER).....	2	0.00
		99 = LEGITIMATE SKIP	41671	75.39

YOUTH EXPERIENCES

How do you think your close friends would feel about you having one or two drinks of an alcoholic beverage nearly every day?

YEFALDLY¹	Len: 2	HOW YOU FEEL FRIENDS DRINKING ALC DAILY	Freq	Pct
		1 = Neither approve nor disapprove	1740	3.15
		2 = Somewhat disapprove	2265	4.10
		3 = Strongly disapprove	9372	16.96
		85 = BAD DATA Logically assigned	6	0.01
		94 = DON'T KNOW	167	0.30
		97 = REFUSED	48	0.09
		98 = BLANK (NO ANSWER).....	2	0.00
		99 = LEGITIMATE SKIP	41671	75.39

NOTE: In the variables YETLKPAR, YETLKBGF, YETLKOTA and YETLKSOP, codes of 11 were assigned if the respondent indicated that there was no one that he/she could talk to about a serious problem but the respondent also indicated 1 or more people that he/she could talk to about a serious problem.

If you wanted to talk to someone about a serious problem, which of the following people would you turn to?

YETLKNON¹	Len: 2	THERE IS NOBODY I CAN TALK TO ABOUT SERIOUS PROBS	Freq	Pct
		1 = Response entered	595	1.08
		6 = Response not entered.....	12640	22.87
		11 = Response entered (& other responses entered)	222	0.40
		85 = BAD DATA Logically assigned	4	0.01
		94 = DON'T KNOW.....	79	0.14
		97 = REFUSED	56	0.10
		98 = BLANK (NO ANSWER).....	4	0.01
		99 = LEGITIMATE SKIP	41671	75.39

YETLKPAR¹	Len: 2	MY MOTHER/FATHER/GUARDIAN	Freq	Pct
		1 = Response entered	9718	17.58
		6 = Response not entered.....	3635	6.58
		11 = Response entered (YETLKNON=11)	104	0.19
		85 = BAD DATA Logically assigned	2	0.00
		94 = DON'T KNOW	79	0.14
		97 = REFUSED	56	0.10
		98 = BLANK (NO ANSWER).....	6	0.01
		99 = LEGITIMATE SKIP	41671	75.39

YETLKBGF¹	Len: 2	MY BOYFRIEND/GIRLFRIEND	Freq	Pct
		1 = Response entered	3638	6.58
		6 = Response not entered.....	9742	17.63
		11 = Response entered (YETLKNON=11)	77	0.14
		94 = DON'T KNOW.....	79	0.14
		97 = REFUSED	56	0.10
		98 = BLANK (NO ANSWER).....	8	0.01
		99 = LEGITIMATE SKIP	41671	75.39

YETLKOTA¹	Len: 2	SOME OTHER ADULT	Freq	Pct
		1 = Response entered	3746	6.78
		6 = Response not entered.....	9637	17.44
		11 = Response entered (YETLKNON=11)	74	0.13
		94 = DON'T KNOW.....	79	0.14
		97 = REFUSED	56	0.10
		98 = BLANK (NO ANSWER).....	8	0.01
		99 = LEGITIMATE SKIP	41671	75.39

YOUTH EXPERIENCES

YETLKSOP¹	Len: 2	SOME OTHER PERSON	Freq	Pct
	1 =	Response entered	4605	8.33
	6 =	Response not entered.....	8746	15.82
	11 =	Response entered (YETLKNON=11)	106	0.19
	94 =	DON'T KNOW.....	79	0.14
	97 =	REFUSED	56	0.10
	98 =	BLANK (NO ANSWER).....	8	0.01
	99 =	LEGITIMATE SKIP	41671	75.39

Now think about the past 12 months, that is, from [DATEFILL] through today. During the past 12 months, have you talked with at least one of your parents about the dangers of tobacco, alcohol, or drug use? By parents, we mean either your biological parents, adoptive parents, stepparents, or adult guardians -- whether or not they live with you.

YEPRTDNG¹	Len: 2	HAVE YOU TALKED W/PARENT(S) ABT DANGER OF TOB/ALC	Freq	Pct
	1 =	Yes	7618	13.78
	2 =	No.....	5752	10.41
	85 =	BAD DATA Logically assigned	6	0.01
	94 =	DON'T KNOW.....	173	0.31
	97 =	REFUSED	49	0.09
	98 =	BLANK (NO ANSWER).....	2	0.00
	99 =	LEGITIMATE SKIP	41671	75.39

During the past 12 months have you participated in a problem solving, communication skills or self-esteem group?

YEPRBSLV¹	Len: 2	PRBLM SOLVING/COMMUNICATION SKILLS/SELF-ESTEEM GR	Freq	Pct
	1 =	Yes	3136	5.67
	2 =	No.....	10120	18.31
	85 =	BAD DATA Logically assigned	6	0.01
	94 =	DON'T KNOW.....	297	0.54
	97 =	REFUSED	39	0.07
	98 =	BLANK (NO ANSWER).....	2	0.00
	99 =	LEGITIMATE SKIP	41671	75.39

During the past 12 months have you participated in a violence prevention program, where you learn ways to avoid fights and control anger?

YEVIOPRV¹	Len: 2	VIOLENCE PREVENTION PROGRAMS	Freq	Pct
	1 =	Yes	1721	3.11
	2 =	No.....	11706	21.18
	85 =	BAD DATA Logically assigned	6	0.01
	94 =	DON'T KNOW.....	127	0.23
	97 =	REFUSED	38	0.07
	98 =	BLANK (NO ANSWER).....	2	0.00
	99 =	LEGITIMATE SKIP	41671	75.39

During the past 12 months have you participated in an alcohol, tobacco or drug prevention program outside of school, where you learn about the dangers of using, and how to resist using, alcohol, tobacco, or drugs?

YEDGPRGP¹	Len: 2	ALCOHOL/TOBACCO/DRUG PREV PGMS OUTSIDE SCHL	Freq	Pct
	1 =	Yes	1535	2.78
	2 =	No.....	11929	21.58
	85 =	BAD DATA Logically assigned	6	0.01
	94 =	DON'T KNOW.....	89	0.16
	97 =	REFUSED	39	0.07
	98 =	BLANK (NO ANSWER).....	2	0.00
	99 =	LEGITIMATE SKIP	41671	75.39

YOUTH EXPERIENCES

During the past 12 months have you participated in a program or meeting to help you deal with drug or alcohol use by you or another member of your family, such as Alcoholics Anonymous, Alateen, or individual or group counseling?

YESLFHLP¹	Len: 2	AA/ALATEEN/INDIVIDUAL OR GROUP COUNSELING	Freq	Pct
		1 = Yes	558	1.01
		2 = No.....	12875	23.29
		85 = BAD DATA Logically assigned	6	0.01
		94 = DON'T KNOW.....	115	0.21
		97 = REFUSED	44	0.08
		98 = BLANK (NO ANSWER).....	2	0.00
		99 = LEGITIMATE SKIP	41671	75.39

During the past 12 months have you participated in pregnancy or sexually transmitted disease prevention programs?

YEPRGSTD¹	Len: 2	PREGNANCY OR SEXUALLY TRANSMITTED DISEASE PGMS	Freq	Pct
		1 = Yes	1224	2.21
		2 = No.....	12244	22.15
		85 = BAD DATA Logically assigned	6	0.01
		94 = DON'T KNOW.....	84	0.15
		97 = REFUSED	40	0.07
		98 = BLANK (NO ANSWER).....	2	0.00
		99 = LEGITIMATE SKIP	41671	75.39

During the past 12 months, in how many different kinds of school-based activities, such as team sports, cheerleading, choir, band, student government, or clubs, have you participated?

YESCHACT¹	Len: 2	# OF SCHOOL-BASED ACT. PARTIC. IN PAST 12 MONTHS	Freq	Pct
		0 = None.....	2064	3.73
		1 = One.....	3381	6.12
		2 = Two.....	3504	6.34
		3 = 3 or more	4550	8.23
		85 = BAD DATA Logically assigned	6	0.01
		94 = DON'T KNOW.....	65	0.12
		97 = REFUSED	28	0.05
		98 = BLANK (NO ANSWER).....	2	0.00
		99 = LEGITIMATE SKIP	41671	75.39

During the past 12 months, in how many different kinds of community-based activities, such as volunteer activities, sports, clubs, or groups have you participated?

YECOMACT¹	Len: 2	# OF COMM.-BASED ACT. PARTIC. IN PAST 12 MONTHS	Freq	Pct
		0 = None.....	3154	5.71
		1 = One.....	3673	6.65
		2 = Two.....	3004	5.44
		3 = 3 or more	3606	6.52
		85 = BAD DATA Logically assigned	6	0.01
		94 = DON'T KNOW.....	116	0.21
		97 = REFUSED	38	0.07
		98 = BLANK (NO ANSWER).....	3	0.01
		99 = LEGITIMATE SKIP	41671	75.39

During the past 12 months, in how many different kinds of church or faith-based activities, such as clubs, youth groups, Saturday or Sunday school, prayer groups, youth trips, service or volunteer activities have you participated?

YEFAIACT¹	Len: 2	# OF FAITH-BASED ACT. PARTIC. IN PAST 12 MONTHS	Freq	Pct
		0 = None.....	5244	9.49
		1 = One.....	3170	5.74
		2 = Two.....	1740	3.15
		3 = 3 or more	3255	5.89
		85 = BAD DATA Logically assigned	6	0.01
		94 = DON'T KNOW.....	133	0.24
		97 = REFUSED	49	0.09
		98 = BLANK (NO ANSWER).....	3	0.01
		99 = LEGITIMATE SKIP	41671	75.39

YOUTH EXPERIENCES

During the past 12 months, in how many different kinds of other activities, such as dance lessons, piano lessons, karate lessons, or horseback riding lessons, have you participated?

YEOTHACT¹	Len: 2	# OF OTHER ACT. PARTIC. IN PAST 12 MONTHS	Freq	Pct
		0 = None.....	8024	14.52
		1 = One.....	2900	5.25
		2 = Two.....	1181	2.14
		3 = 3 or more	1369	2.48
		85 = BAD DATA Logically assigned	6	0.01
		94 = DON'T KNOW.....	82	0.15
		97 = REFUSED	35	0.06
		98 = BLANK (NO ANSWER).....	3	0.01
		99 = LEGITIMATE SKIP	41671	75.39

During the past 12 months have you had a special class about drugs or alcohol in school?

YEDECLAS¹	Len: 2	A SPECIAL CLASS ABOUT DRUGS OR ALCOHOL	Freq	Pct
		1 = Yes	5458	9.87
		2 = No.....	7195	13.02
		85 = BAD DATA Logically assigned	3	0.01
		94 = DON'T KNOW.....	107	0.19
		97 = REFUSED	31	0.06
		98 = BLANK (NO ANSWER).....	107	0.19
		99 = LEGITIMATE SKIP	42370	76.66

During the past 12 months have you had films, lectures, discussions, or printed information about drugs or alcohol in one of your regular school classes such as health or physical education?

YEDERGLR¹	Len: 2	FILMS/LECTURES/DISCUS/INFO ABOUT DRG/ALC IN CLASS	Freq	Pct
		1 = Yes	8075	14.61
		2 = No.....	4571	8.27
		85 = BAD DATA Logically assigned	3	0.01
		94 = DON'T KNOW.....	115	0.21
		97 = REFUSED	30	0.05
		98 = BLANK (NO ANSWER).....	107	0.19
		99 = LEGITIMATE SKIP	42370	76.66

During the past 12 months have you had films, lectures, discussions, or printed information about drugs or alcohol outside of one of your regular classes such as in a special assembly?

YEDESPCL¹	Len: 2	FILMS/LECTURES/DISCUS/INFO ABOUT DRG/ALC OUT CLAS	Freq	Pct
		1 = Yes	4795	8.68
		2 = No.....	7817	14.14
		85 = BAD DATA Logically assigned	3	0.01
		94 = DON'T KNOW.....	149	0.27
		97 = REFUSED	30	0.05
		98 = BLANK (NO ANSWER).....	107	0.19
		99 = LEGITIMATE SKIP	42370	76.66

During the past 12 months have you seen or heard any alcohol or drug prevention messages from sources outside school such as posters, pamphlets, radio, or TV?

YEPVNTYR¹	Len: 2	SEEN/HEARD ALC/DRG PREV MESSAGES FRM SOURC OUT SC	Freq	Pct
		1 = Yes	9791	17.71
		2 = No.....	3590	6.50
		85 = BAD DATA Logically assigned	6	0.01
		94 = DON'T KNOW.....	174	0.31
		97 = REFUSED	36	0.07
		98 = BLANK (NO ANSWER).....	3	0.01
		99 = LEGITIMATE SKIP	41671	75.39

YOUTH EXPERIENCES

During the past 12 months, how many times did you attend religious services? Please do not include special occasions such as weddings, funerals, or other special events in your answer.

YERLGSVC¹	Len: 2	PAST 12 MOS, HOW MANY RELIG. SERVICES	Freq	Pct
	1 = 0 times		4871	8.81
	2 = 1 to 2 times		1847	3.34
	3 = 3 to 5 times		1122	2.03
	4 = 6 to 24 times		1656	3.00
	5 = 25 to 52 times		1706	3.09
	6 = More than 52 times		1983	3.59
	85 = BAD DATA Logically assigned		6	0.01
	94 = DON'T KNOW		346	0.63
	97 = REFUSED		60	0.11
	98 = BLANK (NO ANSWER)		3	0.01
	99 = LEGITIMATE SKIP		41671	75.39

These next questions are about the role that religious beliefs may play in your life. For each statement, please indicate whether you strongly disagree, disagree, agree, or strongly agree.

Your religious beliefs are a very important part of your life.

YERLGIMP¹	Len: 2	MY RELIGIOUS BELIEFS ARE VERY IMPORTANT	Freq	Pct
	1 = Strongly Disagree		1805	3.27
	2 = Disagree		2117	3.83
	3 = Agree		5126	9.27
	4 = Strongly Agree		4144	7.50
	85 = BAD DATA Logically assigned		6	0.01
	94 = DON'T KNOW		289	0.52
	97 = REFUSED		110	0.20
	98 = BLANK (NO ANSWER)		3	0.01
	99 = LEGITIMATE SKIP		41671	75.39

Your religious beliefs influence how you make decisions in your life.

YERLDCSN¹	Len: 2	MY RELIGIOUS BELIEFS INFLUENCE MY DECISIONS	Freq	Pct
	1 = Strongly Disagree		2086	3.77
	2 = Disagree		2823	5.11
	3 = Agree		5022	9.09
	4 = Strongly Agree		3274	5.92
	85 = BAD DATA Logically assigned		6	0.01
	94 = DON'T KNOW		281	0.51
	97 = REFUSED		105	0.19
	98 = BLANK (NO ANSWER)		3	0.01
	99 = LEGITIMATE SKIP		41671	75.39

It is important that your friends share your religious beliefs.

YERLFRND¹	Len: 2	IT IS IMPORTANT THAT MY FRIENDS SHARE REL BELIEFS	Freq	Pct
	1 = Strongly Disagree		4108	7.43
	2 = Disagree		5119	9.26
	3 = Agree		2777	5.02
	4 = Strongly Agree		1100	1.99
	85 = BAD DATA Logically assigned		6	0.01
	94 = DON'T KNOW		386	0.70
	97 = REFUSED		101	0.18
	98 = BLANK (NO ANSWER)		3	0.01
	99 = LEGITIMATE SKIP		41671	75.39

RECODED YOUTH EXPERIENCES

RECODED YOUTH EXPERIENCES

NOTE: The variables in this section are recoded variables that were created from one or more of the edited variables from the preceding section.

MVIN5YR2	Len: 1	NUMBER OF TIMES YOUTH MOVED IN PST 5 YRS	Freq	Pct
		. = Unknown/Aged 18+ (Otherwise)	42026	76.04
		1 = More than One Time (YEMOV5Y2=2 to 6)	3197	5.78
		2 = None or One Time (YEMOV5Y2=0,1)	10048	18.18
SCHFELT	Len: 1	HOW YTH FELT: ABOUT GOING TO SCHOOL IN PST YR	Freq	Pct
		. = Unknown/Aged 18+ (Otherwise)	42518	76.93
		1 = Liked A Lot/Kind of Liked (YESCHFLT=1,2)	10106	18.28
		2 = Didn't Like Very Much/Hated (YESCHFLT=3,4)	2647	4.79
TCHGJOB	Len: 1	TEACHER LET YTH KNOW DOING GOOD JOB IN PST YR	Freq	Pct
		. = Unknown/Aged 18+ (Otherwise)	42537	76.96
		1 = Always/Sometimes (YETCGJOB=1,2)	9964	18.03
		2 = Seldom/Never (YETCGJOB=3,4)	2770	5.01
AVGGRADE	Len: 1	GRADE AVERAGE FOR LAST GRADING PERIOD COMPLETED	Freq	Pct
		. = Unknown/Aged 18+ (Otherwise)	43128	78.03
		1 = D or Lower (YELSTGRD=4)	539	0.98
		2 = A, B, or C (YELSTGRD=1,2,3)	11604	20.99
STNDSCIG	Len: 1	STUDENTS IN YTH GRADE SMOKE CIGARETTES	Freq	Pct
		. = Unknown/Aged 18+ (Otherwise)	42981	77.76
		1 = Most/All (YESTSCIG=3,4)	1966	3.56
		2 = None/Few (YESTSCIG=1,2)	10324	18.68
STNDSMJ	Len: 1	STUDENTS IN YTH GRADE USE MARIJUANA/HASHISH	Freq	Pct
		. = Unknown/Aged 18+ (Otherwise)	43042	77.87
		1 = Most/All (YESTSMJ=3,4)	3407	6.16
		2 = None/Few (YESTSMJ=1,2)	8822	15.96
STNDALC	Len: 1	STUDENTS IN YTH GRADE DRINK ALCOHOLIC BEVERAGES	Freq	Pct
		. = Unknown/Aged 18+ (Otherwise)	43003	77.80
		1 = Most/All (YESTSALC=3,4)	4116	7.45
		2 = None/Few (YESTSALC=1,2)	8152	14.75
STNDDNK	Len: 1	STUDENTS IN YTH GRADE GET DRUNK ONCE/WEEK	Freq	Pct
		. = Unknown/Aged 18+ (Otherwise)	43179	78.12
		1 = Most/All (YESTSDNK=3,4)	1425	2.58
		2 = None/Few (YESTSDNK=1,2)	10667	19.30
PARCHKHW	Len: 1	PARENTS CHECK IF HOMEWORK DONE IN PST YR	Freq	Pct
		. = Unknown/Aged 18+ (Otherwise)	42545	76.98
		1 = Always/Sometimes (YEPCHKHW=1,2)	10609	19.19
		2 = Seldom/Never (YEPCHKHW=3,4)	2117	3.83
PARHLPHW	Len: 1	PARENTS HELP WITH HOMEWORK IN PST YR	Freq	Pct
		. = Unknown/Aged 18+ (Otherwise)	42565	77.01
		1 = Always/Sometimes (YEPHLPHW=1,2)	10232	18.51
		2 = Seldom/Never (YEPHLPHW=3,4)	2474	4.48

RECODED YOUTH EXPERIENCES

PRCHORE2	Len: 1	PARENTS MAKE YTH DO CHORES AROUND HOUSE IN PST YR	Freq	Pct
	.	= Unknown/Aged 18+ (Otherwise)	41752	75.54
	1	= Always/Sometimes (YEPCHORE=1,2).....	12058	21.82
	2	= Seldom/Never (YEPCHORE=3,4)	1461	2.64
PRLMTTV2	Len: 1	PARENTS LIMIT AMOUNT OF TV IN PST YR	Freq	Pct
	.	= Unknown/Aged 18+ (Otherwise)	41811	75.65
	1	= Always/Sometimes (YEPLMTTV=1,2).....	5411	9.79
	2	= Seldom/Never (YEPLMTTV=3,4)	8049	14.56
PARLMTSN	Len: 1	PARENTS LIMIT TIME OUT ON SCHOOL NIGHT IN PST YR	Freq	Pct
	.	= Unknown/Aged 18+ (Otherwise)	42733	77.32
	1	= Always/Sometimes (YEPLMTSN=1,2)	8494	15.37
	2	= Seldom/Never (YEPLMTSN=3,4)	4044	7.32
PRGDJOB2	Len: 1	PARENTS TELL YTH HAD DONE GOOD JOB IN PST YR	Freq	Pct
	.	= Unknown/Aged 18+ (Otherwise)	41764	75.56
	1	= Always/Sometimes (YEPGDJOB=1,2)	11716	21.20
	2	= Seldom/Never (YEPGDJOB=3,4)	1791	3.24
PRPROUD2	Len: 1	PARENTS TELL YTH PROUD OF THINGS DONE IN PST YR	Freq	Pct
	.	= Unknown/Aged 18+ (Otherwise)	41770	75.57
	1	= Always/Sometimes (YEPPROUD=1,2).....	11662	21.10
	2	= Seldom/Never (YEPPROUD=3,4)	1839	3.33
ARGUPAR	Len: 1	TIMES ARGUED/HAD A FIGHT WITH ONE PARENT IN PST YR	Freq	Pct
	.	= Unknown/Aged 18+ (Otherwise)	41916	75.84
	1	= 9 or Fewer (YEYARGUP=1,2,3,4)	10686	19.33
	2	= 10 or More (YEYARGUP=5)	2669	4.83
YOFIGHT2	Len: 1	YOUTH HAD SERIOUS FIGHT AT SCHOOL/WORK	Freq	Pct
	.	= Unknown/Aged 18+ (Otherwise)	41768	75.57
	1	= One or More Times (YEYFGTSW=2,3,4,5)	2382	4.31
	2	= None (YEYFGTSW=1).....	11121	20.12
YOGRPFT2	Len: 1	YOUTH FOUGHT WITH GROUP VS OTHER GROUP	Freq	Pct
	.	= Unknown/Aged 18+ (Otherwise)	41779	75.59
	1	= One or More Times (YEYFGTGP=2,3,4,5).....	1514	2.74
	2	= None (YEYFGTGP=1)	11978	21.67
YOHGUN2	Len: 1	YOUTH CARRIED A HANDGUN	Freq	Pct
	.	= Unknown/Aged 18+ (Otherwise)	41760	75.55
	1	= One or More Times (YEYHGUN=2,3,4,5)	599	1.08
	2	= None (YEYHGUN=1)	12912	23.36
YOSELL2	Len: 1	YOUTH SOLD ILLEGAL DRUGS	Freq	Pct
	.	= Unknown/Aged 18+ (Otherwise)	41729	75.50
	1	= One or More Times (YEYSELL=2,3,4,5)	315	0.57
	2	= None (YEYSELL=1).....	13227	23.93

RECODED YOUTH EXPERIENCES

YOSTOLE2	Len: 1	YOUTH STOLE/TRIED TO STEAL ITEM >\$50		
		. = Unknown/Aged 18+ (Otherwise)	41737	75.51
		1 = One or More Times (YEYSTOLE=2,3,4,5)	400	0.72
		2 = None (YEYSTOLE=1).....	13134	23.76
YOATTAK2	Len: 1	YOUTH ATTACKED WITH INTENT TO SERIOUSLY HARM		
		. = Unknown/Aged 18+ (Otherwise)	41729	75.50
		1 = One or More Times (YEYATTAK=2,3,4,5)	695	1.26
		2 = None (YEYATTAK=1).....	12847	23.24
PRPKCIG2	Len: 1	YTH THINK: PARENTS FEEL ABT YTH SMOKE PACK CIG/DAY		
		. = Unknown/Aged 18+ (Otherwise)	41874	75.76
		1 = Strongly Disapprove (YEPPKCIG=3)	12471	22.56
		2 = Somewhat Disapprove or Neither (YEPPKCIG=1,2)	926	1.68
PRMJEVR2	Len: 1	YTH THINK: PARENTS FEEL ABT YTH TRY MJ/HASH		
		. = Unknown/Aged 18+ (Otherwise)	41868	75.75
		1 = Strongly Disapprove (YEPMJEVR=3)	11577	20.95
		2 = Somewhat Disapprove or Neither (YEPMJEVR=1,2)	1826	3.30
PRMJMO	Len: 1	YTH THINK: PARENTS FEEL ABT YTH USE MJ/HASH MNTHLY		
		. = Unknown/Aged 18+ (Otherwise)	41871	75.76
		1 = Strongly Disapprove (YEPMJMO=3).....	11903	21.54
		2 = Somewhat Disapprove or Neither (YEPMJMO=1,2)	1497	2.71
PRALDLY2	Len: 1	YTH THINK: PARNTS FEEL ABT YTH DRK 1-2 ALC BEV/DAY		
		. = Unknown/Aged 18+ (Otherwise)	41857	75.73
		1 = Strongly Disapprove (YEPALDLY=3)	12100	21.89
		2 = Somewhat Disapprove or Neither (YEPALDLY=1,2)	1314	2.38
YFLPKCG2	Len: 1	HOW YTH FEELS: PEERS SMOKE PACK/DAY CIG		
		. = Unknown/Aged 18+ (Otherwise)	41826	75.67
		1 = Strongly/Somewhat Disapprove (YEGPKCIG=2,3)	12386	22.41
		2 = Neither Approve Nor Disapprove (YEGPKCIG=1).....	1059	1.92
YFLTMRJ2	Len: 1	HOW YTH FEELS: PEERS TRY MJ/HASH		
		. = Unknown/Aged 18+ (Otherwise)	41841	75.70
		1 = Strongly/Somewhat Disapprove (YEGMJEVR=2,3)	10546	19.08
		2 = Neither Approve Nor Disapprove (YEGMJEVR=1).....	2884	5.22
YFLMJMO	Len: 1	HOW YTH FEELS: PEERS USING MJ/HASH MONTHLY		
		. = Unknown/Aged 18+ (Otherwise)	41846	75.71
		1 = Strongly/Somewhat Disapprove (YEGMJMO=2,3)	10501	19.00
		2 = Neither Approve Nor Disapprove (YEGMJMO=1)	2924	5.29
YFLADLY2	Len: 1	HOW YTH FEELS: PEERS DRNK 1-2 ALC BEV/DAY		
		. = Unknown/Aged 18+ (Otherwise)	41840	75.70
		1 = Strongly/Somewhat Disapprove (YEGALDLY=2,3)	11997	21.71
		2 = Neither Approve Nor Disapprove (YEGALDLY=1).....	1434	2.59

RECODED YOUTH EXPERIENCES

FRDPCIG2	Len: 1	YTH THINK: CLSE FRND FEEL ABT YTH SMK 1+ PAC DAILY	Freq	Pct
	.	= Unknown/Aged 18+ (Otherwise)	41887	75.78
	1	= Strongly/Somewhat Disapprove (YEFKPCIG=2,3)	11998	21.71
	2	= Neither Approve Nor Disapprove (YEFKPCIG=1)	1386	2.51

FRDMEVR2	Len: 1	YTH THINK: CLOSE FRNDS FEEL ABT YTH TRY MJ/HASH	Freq	Pct
	.	= Unknown/Aged 18+ (Otherwise)	41901	75.81
	1	= Strongly/Somewhat Disapprove (YEFMJVR=2,3)	10421	18.85
	2	= Neither Approve Nor Disapprove (YEFMJVR=1)	2949	5.34

FRDMJMON	Len: 1	YTH THINK: CLSE FRNDS FEEL ABT YTH USE MJ/HASH MON	Freq	Pct
	.	= Unknown/Aged 18+ (Otherwise)	41909	75.82
	1	= Strongly/Somewhat Disapprove (YEFMJMO=2,3)	10582	19.15
	2	= Neither Approve Nor Disapprove (YEFMJMO=1)	2780	5.03

FRDADLY2	Len: 1	YTH THINK: CLSE FRND FEEL ABT YTH HAVE 1-2 ALC/DAY	Freq	Pct
	.	= Unknown/Aged 18+ (Otherwise)	41894	75.80
	1	= Strongly/Somewhat Disapprove (YEFALDLY=2,3)	11637	21.05
	2	= Neither Approve Nor Disapprove (YEFALDLY=1)	1740	3.15

The following variable, TALKPROB, was created from the variables containing information on who youths would talk with about serious problems: No one (YETLKNON), parent/guardian (YETLKPAR), boyfriend/girlfriend (YETLKBGF), other adults (YETLKOTA), or some other person (YETLSOP). Youths who did not report a positive response to at least one of the source variables (no source variables=1), or youths who reported both being able to talk with no one (YETLKNON=11) and being able to talk to someone (YETLKPAR, YETLKBGF, YETLKOTA, or YETLSOP=11), or respondents over the age of 17 (all source variables=99) were coded as SAS missing.

TALKPROB	Len: 1	WHO YTH TALKS WITH ABOUT SERIOUS PROBLEMS	Freq	Pct
	.	= Otherwise (See comment above)	42036	76.05
	1	= No One (YETLKNON=1)	595	1.08
	2	= Someone (YETLKPAR,YETLKBGF,YETLKOTA,or YETLSOP=1)	12640	22.87

PRTALK3	Len: 1	TALKED WITH PARENT ABOUT DANGER TOB/ALC/DRG	Freq	Pct
	.	= Unknown/Aged 18+ (Otherwise)	41901	75.81
	1	= Yes (YEPRTDNG=1)	7618	13.78
	2	= No (YEPRTDNG=2)	5752	10.41

PRBSOLV2	Len: 1	PARTICIPATED IN PRBSLV/COMMSKILL/SELFESTEEM GROUP	Freq	Pct
	.	= Unknown/Aged 18+ (Otherwise)	42015	76.02
	1	= Yes (YEPRBSLV=1)	3136	5.67
	2	= No (YEPRBSLV=2)	10120	18.31

PREVIOL2	Len: 1	PARTICIPATED IN VIOLENCE PREVENTION PROGRAM	Freq	Pct
	.	= Unknown/Aged 18+ (Otherwise)	41844	75.71
	1	= Yes (YEVIOPRV=1)	1721	3.11
	2	= No (YEVIOPRV=2)	11706	21.18

PRVDRGO2	Len: 1	PARTICIPATED IN DRUG PREV PROGRAM OUTSIDE SCHOOL	Freq	Pct
	.	= Unknown/Aged 18+ (Otherwise)	41807	75.64
	1	= Yes (YEDGPRGP=1)	1535	2.78
	2	= No (YEDGPRGP=2)	11929	21.58

RECODED YOUTH EXPERIENCES

GRPCNSL2	Len: 1	PARTICIPATED IN PROGRAM TO HELP SUBSTANCE ABUSE	Freq	Pct
	.	= Unknown/Aged 18+ (Otherwise)	41838	75.70
	1	= Yes (YESLFHLP=1)	558	1.01
	2	= No (YESLFHLP=2)	12875	23.29

PREGPGM2	Len: 1	PARTICIPATED IN PREG/STD PREVENTION PROGRAM	Freq	Pct
	.	= Unknown/Aged 18+ (Otherwise)	41803	75.63
	1	= Yes (YEPRGSTD=1)	1224	2.21
	2	= No (YEPRGSTD=2)	12244	22.15

The following variable, YTHACT2, was created by counting the number of positive responses reported over the following four youth activity questions: School-based (YESCHACT), community-based (YECOMACT), church or faith-based (YEFAIACT), or other activities (YEOTHACT). Youth respondents who reported participation in two or more activities were included in the "2 or More Activities" category regardless of how many other activity questions were answered. Youth respondents who did not answer two or more of the four youth activity questions with a "yes" or "no" response were coded as SAS missing. To be included in the "None or 1 Activity" category, a youth respondent must have answered two or more of the activity questions and reported they participated in either zero or one activity.

YTHACT2	Len: 1	YTH PARTICIPATED IN YOUTH ACTIVITIES	Freq	Pct
	.	= Otherwise/Aged 18+ (See comment above)	41744	75.53
	1	= None or 1 Activity (See comment above)	1715	3.10
	2	= 2 or More Activities (See comment above)	11812	21.37

DRPRVME3	Len: 1	YTH SEEN DRUG PREVENTION MESSAGE OUTSIDE SCHOOL	Freq	Pct
	.	= Unknown/Aged 18+ (Otherwise)	41890	75.79
	1	= Yes (YEPVNTYR=1)	9791	17.71
	2	= No (YEPVNTYR=2)	3590	6.50

ANYEDUC3	Len: 1	YTH HAD ANY DRUG EDUCATION IN SCHOOL	Freq	Pct
	.	= Unknown/Aged 18+ (Otherwise)	42618	77.11
	1	= Yes (YEDECLAS=1 or YEDERGLR=1 or YEDESPCL=1)	9327	16.88
	2	= No (YEDECLAS=2 & YEDERGLR=2 & YEDESPCL=2)	3326	6.02

RLGATTD	Len: 1	NUMBER TIMES ATTEND RELIGIOUS SERVICES IN PST YR	Freq	Pct
	.	= Unknown/Aged 18+ (Otherwise)	42086	76.14
	1	= 25 or More (YERLGsvc=5,6)	3689	6.67
	2	= Less than 25 (YERLGsvc=1,2,3,4)	9496	17.18

RLGIMPT	Len: 1	RELIGIOUS BELIEFS VERY IMPORTANT IN LIFE	Freq	Pct
	.	= Unknown/Aged 18+ (Otherwise)	42079	76.13
	1	= Agree/Strongly Agree (YERLGIMP=3,4)	9270	16.77
	2	= Strongly Disagree/Disagree (YERLGIMP=1,2)	3922	7.10

RLGDCSN	Len: 1	RELIGIOUS BELIEFS INFLUENCE LIFE DECISIONS	Freq	Pct
	.	= Unknown/Aged 18+ (Otherwise)	42066	76.11
	1	= Agree/Strongly Agree (YERLDCSN=3,4)	8296	15.01
	2	= Strongly Disagree/Disagree (YERLDCSN=1,2)	4909	8.88

RLGFRND	Len: 1	IMPORTANT FOR FRIENDS TO SHARE RELIGIOUS BELIEFS	Freq	Pct
	.	= Unknown/Aged 18+ (Otherwise)	42167	76.29
	1	= Agree/Strongly Agree (YERLFRND=3,4)	3877	7.01
	2	= Strongly Disagree/Disagree (YERLFRND=1,2)	9227	16.69

MENTAL HEALTH

MENTAL HEALTH

The values in the section may be inconsistent with values from the core section(s). Items in this section were edited when respondents legitimately skipped out of these items based on prior answers in the core section(s). Otherwise, non-core items generally were not edited to make them consistent with core items, and core items were not edited to make them consistent with non-core items. This note applies to variables in this section marked by a ¹.

These questions ask how you have been feeling during the past 30 days.

During the past 30 days, how often did you feel nervous?

DSTNRV30¹	Len: 2	HOW OFTEN FELT NERVOUS PAST 30 DAYS	Freq	Pct
	1 =	All of the time.....	887	1.60
	2 =	Most of the time.....	1909	3.45
	3 =	Some of the time.....	8171	14.78
	4 =	A little of the time.....	15399	27.86
	5 =	None of the time.....	15061	27.25
	85 =	BAD DATA Logically assigned.....	1	0.00
	94 =	DON'T KNOW.....	94	0.17
	97 =	REFUSED.....	133	0.24
	98 =	BLANK (NO ANSWER).....	16	0.03
	99 =	LEGITIMATE SKIP.....	13600	24.61

During the past 30 days, how often did you feel hopeless?

DSTHOP30¹	Len: 2	HOW OFTEN FELT HOPELESS PAST 30 DAYS	Freq	Pct
	1 =	All of the time.....	636	1.15
	2 =	Most of the time.....	1143	2.07
	3 =	Some of the time.....	3945	7.14
	4 =	A little of the time.....	7867	14.23
	5 =	None of the time.....	27823	50.34
	85 =	BAD DATA Logically assigned.....	1	0.00
	94 =	DON'T KNOW.....	102	0.18
	97 =	REFUSED.....	138	0.25
	98 =	BLANK (NO ANSWER).....	16	0.03
	99 =	LEGITIMATE SKIP.....	13600	24.61

During the past 30 days, how often did you feel restless or fidgety?

DSTRST30¹	Len: 2	HOW OFTEN FELT RESTLESS/FIDGETY PST 30 DYS	Freq	Pct
	1 =	All of the time.....	858	1.55
	2 =	Most of the time.....	1837	3.32
	3 =	Some of the time.....	7073	12.80
	4 =	A little of the time.....	12098	21.89
	5 =	None of the time.....	19507	35.29
	85 =	BAD DATA Logically assigned.....	1	0.00
	94 =	DON'T KNOW.....	144	0.26
	97 =	REFUSED.....	136	0.25
	98 =	BLANK (NO ANSWER).....	17	0.03
	99 =	LEGITIMATE SKIP.....	13600	24.61

During the past 30 days, how often did you feel so sad or depressed that nothing could cheer you up?

DSTCHR30¹	Len: 2	HOW OFTEN FELT SAD NOTHING COULD CHEER YOU UP	Freq	Pct
	1 =	All of the time.....	541	0.98
	2 =	Most of the time.....	1162	2.10
	3 =	Some of the time.....	3713	6.72
	4 =	A little of the time.....	7373	13.34
	5 =	None of the time.....	28643	51.82
	85 =	BAD DATA Logically assigned.....	1	0.00
	94 =	DON'T KNOW.....	93	0.17
	97 =	REFUSED.....	128	0.23
	98 =	BLANK (NO ANSWER).....	17	0.03
	99 =	LEGITIMATE SKIP.....	13600	24.61

MENTAL HEALTH

During the past 30 days, how often did you feel that everything was an effort?

DSTEFF30¹	Len: 2	HOW OFT FELT EVERYTHING EFFORT PST 30 DYS	Freq	Pct
		1 = All of the time.....	1788	3.23
		2 = Most of the time	2587	4.68
		3 = Some of the time.....	6075	10.99
		4 = A little of the time	11025	19.95
		5 = None of the time	19754	35.74
		85 = BAD DATA Logically assigned.....	1	0.00
		94 = DON'T KNOW.....	260	0.47
		97 = REFUSED	164	0.30
		98 = BLANK (NO ANSWER).....	17	0.03
		99 = LEGITIMATE SKIP	13600	24.61

During the past 30 days, how often did you feel down on yourself, no good or worthless?

DSTNGD30¹	Len: 2	HOW OFT FELT DOWN/WTHLSS/NO GOOD PST 30 DYS	Freq	Pct
		1 = All of the time.....	673	1.22
		2 = Most of the time	1307	2.36
		3 = Some of the time.....	3700	6.69
		4 = A little of the time	8159	14.76
		5 = None of the time	27566	49.87
		85 = BAD DATA Logically assigned.....	1	0.00
		94 = DON'T KNOW.....	107	0.19
		97 = REFUSED	141	0.26
		98 = BLANK (NO ANSWER).....	17	0.03
		99 = LEGITIMATE SKIP	13600	24.61

The last questions asked about how you have been feeling during the past 30 days. Now think about the past 12 months. Was there a month in the past 12 months when you felt more depressed, anxious, or emotionally stressed than you felt during the past 30 days?

DSTWORST¹	Len: 2	MON IN PST 12 MOS FELT WORSE THAN PST 30 DYS	Freq	Pct
		1 = Yes	13632	24.66
		2 = No.....	27746	50.20
		85 = BAD DATA Logically assigned.....	1	0.00
		94 = DON'T KNOW.....	143	0.26
		97 = REFUSED	132	0.24
		98 = BLANK (NO ANSWER).....	17	0.03
		99 = LEGITIMATE SKIP	13600	24.61

Think of one month in the past 12 months when you were the most depressed, anxious, or emotionally stressed.

During that month, how often did you feel nervous?

DSTNRV12¹	Len: 2	HOW OFT FELT NERVOUS IN WORST MONTH, PST 12 MOS	Freq	Pct
		1 = All of the time.....	1560	2.82
		2 = Most of the time	3233	5.85
		3 = Some of the time.....	4697	8.50
		4 = A little of the time	3120	5.64
		5 = None of the time	1000	1.81
		85 = BAD DATA Logically assigned.....	1	0.00
		94 = DON'T KNOW.....	19	0.03
		97 = REFUSED	135	0.24
		98 = BLANK (NO ANSWER).....	160	0.29
		99 = LEGITIMATE SKIP	41346	74.81

MENTAL HEALTH

During that same month when you were at your worst emotionally...

how often did you feel hopeless?

DSTHOP12¹	Len: 2	HOW OFTEN FELT HOPELESS IN WORST MONTH	Freq	Pct
	1 =	All of the time.....	1247	2.26
	2 =	Most of the time.....	2370	4.29
	3 =	Some of the time.....	3370	6.10
	4 =	A little of the time.....	3067	5.55
	5 =	None of the time.....	3561	6.44
	85 =	BAD DATA Logically assigned.....	1	0.00
	94 =	DON'T KNOW.....	12	0.02
	97 =	REFUSED.....	137	0.25
	98 =	BLANK (NO ANSWER).....	160	0.29
	99 =	LEGITIMATE SKIP.....	41346	74.81

During that same month when you were at your worst emotionally...

how often did you feel restless or fidgety?

DSTRST12¹	Len: 2	HOW OFTEN FELT RESTLESS IN WORST MONTH	Freq	Pct
	1 =	All of the time.....	1213	2.19
	2 =	Most of the time.....	2299	4.16
	3 =	Some of the time.....	3893	7.04
	4 =	A little of the time.....	3758	6.80
	5 =	None of the time.....	2437	4.41
	85 =	BAD DATA Logically assigned.....	1	0.00
	94 =	DON'T KNOW.....	25	0.05
	97 =	REFUSED.....	139	0.25
	98 =	BLANK (NO ANSWER).....	160	0.29
	99 =	LEGITIMATE SKIP.....	41346	74.81

During that same month when you were at your worst emotionally...

how often did you feel so sad or depressed that nothing could cheer you up?

DSTCHR12¹	Len: 2	HOW OFTEN COULDN'T BE CHEERED UP IN WORST MONTH	Freq	Pct
	1 =	All of the time.....	1253	2.27
	2 =	Most of the time.....	2400	4.34
	3 =	Some of the time.....	3119	5.64
	4 =	A little of the time.....	3228	5.84
	5 =	None of the time.....	3612	6.54
	85 =	BAD DATA Logically assigned.....	1	0.00
	94 =	DON'T KNOW.....	14	0.03
	97 =	REFUSED.....	138	0.25
	98 =	BLANK (NO ANSWER).....	160	0.29
	99 =	LEGITIMATE SKIP.....	41346	74.81

During that same month when you were at your worst emotionally...

how often did you feel that everything was an effort?

DSTEFF12¹	Len: 2	HOW OFT FELT EVERYTHING AN EFFORT IN WORST MON	Freq	Pct
	1 =	All of the time.....	1655	2.99
	2 =	Most of the time.....	2595	4.70
	3 =	Some of the time.....	3418	6.18
	4 =	A little of the time.....	3563	6.45
	5 =	None of the time.....	2355	4.26
	85 =	BAD DATA Logically assigned.....	1	0.00
	94 =	DON'T KNOW.....	37	0.07
	97 =	REFUSED.....	141	0.26
	98 =	BLANK (NO ANSWER).....	160	0.29
	99 =	LEGITIMATE SKIP.....	41346	74.81

MENTAL HEALTH

During that same month when you were at your worst emotionally...

how often did you feel down on yourself, no good, or worthless?

DSTNGD12¹	Len: 2	HOW OFTEN FELT NO GOOD IN WORST MONTH	Freq	Pct
	1	= All of the time.....	1299	2.35
	2	= Most of the time.....	2018	3.65
	3	= Some of the time.....	2889	5.23
	4	= A little of the time.....	3128	5.66
	5	= None of the time.....	4271	7.73
	85	= BAD DATA Logically assigned.....	1	0.00
	94	= DON'T KNOW.....	20	0.04
	97	= REFUSED.....	139	0.25
	98	= BLANK (NO ANSWER).....	160	0.29
	99	= LEGITIMATE SKIP.....	41346	74.81

During that one month when your emotions, nerves or mental health interfered most with your daily activities...

how much difficulty did you have remembering to do things you needed to do?

IMPREMEM¹	Len: 2	DIFFICULTY REMEMBERING ONE MO IN PST 12 MOS	Freq	Pct
	1	= No difficulty.....	16799	30.39
	2	= Mild difficulty.....	10808	19.55
	3	= Moderate difficulty.....	4256	7.70
	4	= Severe difficulty.....	1071	1.94
	85	= BAD DATA Logically assigned.....	1	0.00
	94	= DON'T KNOW.....	123	0.22
	97	= REFUSED.....	64	0.12
	98	= BLANK (NO ANSWER).....	1	0.00
	99	= LEGITIMATE SKIP.....	22148	40.07

During that one month when your emotions, nerves or mental health interfered most with your daily activities...

how much difficulty did you have concentrating on doing something important when other things were going on around you?

IMPCONCN¹	Len: 2	DIFFICULTY CONCENTRATING ONE MO IN PST 12 MOS	Freq	Pct
	1	= No difficulty.....	15018	27.17
	2	= Mild difficulty.....	11631	21.04
	3	= Moderate difficulty.....	4861	8.79
	4	= Severe difficulty.....	1420	2.57
	85	= BAD DATA Logically assigned.....	1	0.00
	94	= DON'T KNOW.....	119	0.22
	97	= REFUSED.....	72	0.13
	98	= BLANK (NO ANSWER).....	1	0.00
	99	= LEGITIMATE SKIP.....	22148	40.07

During that one month when your emotions, nerves or mental health interfered most with your daily activities...

how much difficulty did you have going out of the house and getting around on your own?

IMPGOUT¹	Len: 2	DIFFICULTY GOING OUT ONE MO IN PST 12 MO	Freq	Pct
	1	= No difficulty.....	22889	41.41
	2	= Mild difficulty.....	5259	9.51
	3	= Moderate difficulty.....	2911	5.27
	4	= Severe difficulty.....	1211	2.19
	5	= You didn't leave the house on your own.....	676	1.22
	85	= BAD DATA Logically assigned.....	1	0.00
	94	= DON'T KNOW.....	103	0.19
	97	= REFUSED.....	72	0.13
	98	= BLANK (NO ANSWER).....	1	0.00
	99	= LEGITIMATE SKIP.....	22148	40.07

MENTAL HEALTH

Did problems with your emotions, nerves, or mental health keep you from leaving the house on your own?

IMPGOUTM¹	Len: 2	EMOTIONAL PROBLEMS KEEP YOU FROM LEAVING HOUSE	Freq	Pct
	1 =	Yes	409	0.74
	2 =	No.....	267	0.48
	97 =	REFUSED	72	0.13
	98 =	BLANK (NO ANSWER).....	105	0.19
	99 =	LEGITIMATE SKIP	54418	98.46

During that one month when your emotions, nerves or mental health interfered most with your daily activities...

how much difficulty did you have dealing with people you did not know well?

IMPPEOP¹	Len: 2	DIFFICULTY DEALING W STRANGERS ONE MO IN PST 12 M	Freq	Pct
	1 =	No difficulty	20153	36.46
	2 =	Mild difficulty	6934	12.55
	3 =	Moderate difficulty.....	3404	6.16
	4 =	Severe difficulty	1420	2.57
	5 =	You didn't deal with people you did not know well	1028	1.86
	85 =	BAD DATA Logically assigned	1	0.00
	94 =	DON'T KNOW.....	106	0.19
	97 =	REFUSED	76	0.14
	98 =	BLANK (NO ANSWER).....	1	0.00
	99 =	LEGITIMATE SKIP	22148	40.07

Did problems with your emotions, nerves, or mental health keep you from dealing with people you did not know well?

IMPPEOPM¹	Len: 2	EMOTIONAL PROBLEMS KEEP YOU FROM DEALING W STRAGR	Freq	Pct
	1 =	Yes	468	0.85
	2 =	No.....	553	1.00
	94 =	DON'T KNOW.....	4	0.01
	97 =	REFUSED	79	0.14
	98 =	BLANK (NO ANSWER).....	108	0.20
	99 =	LEGITIMATE SKIP	54059	97.81

During that one month when your emotions, nerves or mental health interfered most with your daily activities...

how much difficulty did you have participating in social activities, like visiting friends or going to parties?

IMPSOC¹	Len: 2	DIFFICULTY PARTICIPATE IN SOCIAL ACT 1 MO /12 MO	Freq	Pct
	1 =	No difficulty	18813	34.04
	2 =	Mild difficulty	7146	12.93
	3 =	Moderate difficulty.....	3815	6.90
	4 =	Severe difficulty	1756	3.18
	5 =	You didn't participate in social activities	1410	2.55
	85 =	BAD DATA Logically assigned	1	0.00
	94 =	DON'T KNOW.....	106	0.19
	97 =	REFUSED	75	0.14
	98 =	BLANK (NO ANSWER).....	1	0.00
	99 =	LEGITIMATE SKIP	22148	40.07

Did problems with your emotions, nerves, or mental health keep you from participating in social activities?

IMPSOCM¹	Len: 2	EMOTIONAL PROBS KEEP YOU FROM PART IN SOCIAL	Freq	Pct
	1 =	Yes	818	1.48
	2 =	No.....	587	1.06
	94 =	DON'T KNOW.....	3	0.01
	97 =	REFUSED	77	0.14
	98 =	BLANK (NO ANSWER).....	108	0.20
	99 =	LEGITIMATE SKIP	53678	97.12

MENTAL HEALTH

During that one month when your emotions, nerves or mental health interfered most with your daily activities...

how much difficulty did you have taking care of household responsibilities?

IMPHHLD¹	Len: 2	DIFFICULTY HOUSE RESPONS ONE MO IN PST 12 MO	Freq	Pct
	1 =	No difficulty	18933	34.25
	2 =	Mild difficulty	8019	14.51
	3 =	Moderate difficulty.....	3970	7.18
	4 =	Severe difficulty	1625	2.94
	5 =	You didn't take care of household responsibilities	419	0.76
	85 =	BAD DATA Logically assigned	1	0.00
	94 =	DON'T KNOW.....	85	0.15
	97 =	REFUSED	70	0.13
	98 =	BLANK (NO ANSWER).....	1	0.00
	99 =	LEGITIMATE SKIP	22148	40.07

Did problems with your emotions, nerves, or mental health keep you from taking care of household responsibilities?

IMPHHLD¹	Len: 2	EMOTIONL PROBS MAKE KEEP YOU FRM TAKING CARE HOUS	Freq	Pct
	1 =	Yes	263	0.48
	2 =	No.....	149	0.27
	94 =	DON'T KNOW.....	6	0.01
	97 =	REFUSED	71	0.13
	98 =	BLANK (NO ANSWER).....	87	0.16
	99 =	LEGITIMATE SKIP	54695	98.96

During that one month when your emotions, nerves or mental health interfered most with your daily activities...

how much difficulty did you have taking care of your daily responsibilities at work or school?

IMPRES¹	Len: 2	DIFFICULTY WORK RESPONS ONE MO IN PST 12 MO	Freq	Pct
	1 =	No difficulty	19920	36.04
	2 =	Mild difficulty	7241	13.10
	3 =	Moderate difficulty.....	3061	5.54
	4 =	Severe difficulty	1228	2.22
	5 =	You didn't work or go to school	1462	2.65
	85 =	BAD DATA Logically assigned	1	0.00
	94 =	DON'T KNOW.....	122	0.22
	97 =	REFUSED	87	0.16
	98 =	BLANK (NO ANSWER).....	1	0.00
	99 =	LEGITIMATE SKIP	22148	40.07

Did problems with your emotions, nerves, or mental health keep you from working or going to school?

IMPRES¹	Len: 2	DID EMOTIONAL PROBS KEEP YOU FROM WORK/SCHOOL	Freq	Pct
	1 =	Yes	365	0.66
	2 =	No.....	1079	1.95
	94 =	DON'T KNOW.....	11	0.02
	97 =	REFUSED	94	0.17
	98 =	BLANK (NO ANSWER).....	124	0.22
	99 =	LEGITIMATE SKIP	53598	96.97

MENTAL HEALTH

During that one month when your emotions, nerves or mental health interfered most with your daily activities...

how much difficulty did you have getting your daily work done as quickly as needed?

IMPWORK¹	Len: 2	DIFFICULTY DOING DAILY WORK ONE MO IN PST 12 MO	Freq	Pct
		1 = No difficulty	17733	32.08
		2 = Mild difficulty	9278	16.79
		3 = Moderate difficulty	3391	6.14
		4 = Severe difficulty	1093	1.98
		85 = BAD DATA Logically assigned	1	0.00
		94 = DON'T KNOW	90	0.16
		97 = REFUSED	74	0.13
		98 = BLANK (NO ANSWER)	1	0.00
		99 = LEGITIMATE SKIP	23610	42.72

You mentioned having difficulty with or being unable to do such things as [FILLs].

During the past 12 months, about how many weeks did you have these kinds of difficulties because of your emotions, nerves, or mental health? If you can't remember the exact number, just give your best estimate.

IMPWEEKS¹	Len: 2	NUM WEEKS HAVE DIFFICULTIES BECAUSE OF MENTL HLTH	Freq	Pct
		RANGE = 1 - 52	22501	40.71
		94 = DON'T KNOW	909	1.64
		97 = REFUSED	225	0.41
		98 = BLANK (NO ANSWER)	165	0.30
		99 = LEGITIMATE SKIP	31471	56.94

During that/those [imweek1fill] week/weeks did you have these kinds of difficulties every day, most days, or only one or two days a week?

IMPDYFRQ¹	Len: 2	HOW MANY DAYS IN WEEK DID YOU HAVE DIFFICULTIES	Freq	Pct
		1 = Every day	1255	2.27
		2 = Most days	6547	11.85
		3 = Only one or two days a week	14626	26.46
		94 = DON'T KNOW	53	0.10
		97 = REFUSED	244	0.44
		98 = BLANK (NO ANSWER)	1075	1.94
		99 = LEGITIMATE SKIP	31471	56.94

About how many days out of 365 in the past 12 months were you totally unable to work or carry out your normal activities because of your emotions, nerves or mental health?

You can use any number between 0 and 365 to answer.

IMPYDAYS¹	Len: 3	HOW MANY DAY IN PAST YR YOU WERE UNABLE TO WORK	Freq	Pct
		RANGE = 0 - 365	23128	41.84
		994 = DON'T KNOW	373	0.67
		997 = REFUSED	132	0.24
		998 = BLANK (NO ANSWER)	167	0.30
		999 = LEGITIMATE SKIP	31471	56.94

The next few questions are about thoughts of suicide. At any time in the past 12 months, that is from [datefill] up to and including today, did you seriously think about trying to kill yourself?

SUICTHINK¹	Len: 2	SERIOUSLY THINK ABOUT KILLING SELF PST 12 MOS	Freq	Pct
		1 = Yes	2089	3.78
		2 = No	39360	71.21
		85 = BAD DATA Logically assigned	1	0.00
		94 = DON'T KNOW	58	0.10
		97 = REFUSED	144	0.26
		98 = BLANK (NO ANSWER)	19	0.03
		99 = LEGITIMATE SKIP	13600	24.61

MENTAL HEALTH

During the past 12 months, did you make any plans to kill yourself?

SUICPLAN¹	Len: 2	MAKE PLANS TO KILL YOURSELF PST 12 MOS	Freq	Pct
		1 = Yes	621	1.12
		2 = No.....	1467	2.65
		85 = BAD DATA Logically assigned	1	0.00
		97 = REFUSED	145	0.26
		98 = BLANK (NO ANSWER).....	77	0.14
		99 = LEGITIMATE SKIP	52960	95.82

During the past 12 months, did you try to kill yourself?

SUICTRY¹	Len: 2	TRY TO KILL YOURSELF PAST 12 MONTHS	Freq	Pct
		1 = Yes	302	0.55
		2 = No.....	1784	3.23
		85 = BAD DATA Logically assigned	3	0.01
		97 = REFUSED	145	0.26
		98 = BLANK (NO ANSWER).....	77	0.14
		99 = LEGITIMATE SKIP	52960	95.82

RECODED MENTAL HEALTH

RECODED MENTAL HEALTH

NOTE: The variables in this section are recoded variables that were created from one or more variables from the following two sections: Mental Health and Recoded Substance Dependence and Abuse.

Recoded variables were defined to measure psychological distress, Serious Mental Illness (SMI) and other levels of mental illness, as well as suicide ideation. A logistic regression model revised in 2012 is used to determine the predicted probability of SMI. The predicted mental illness variables (e.g., SMIYR_U, AMIYR_U) that were derived from the 2012 model were examined to determine how they were associated with the mental health predictor variables in the 2012 model. It was found that the 2012 model significantly overestimated the proportion of adults aged 18 or older with SMI (and those with AMI) who had suicidal thoughts in the past year and also the proportion of adults who had MDE in the past year. Therefore, it is recommended that the mental illness variables derived from the 2012 model should not be used when analyzing past year suicidal thoughts, past year MDE, or other associated variables (including past year suicide attempts, suicide plans, medical treatment for suicide attempts, or lifetime MDE). Similarly, it is recommended that model-based mental illness variables should not be used in conjunction with the K6 variables (including serious psychological distress) or WHODAS variables in any analyses. Specific details about the creation and use of the distress and mental illness variables can be found in the Recoded Mental Health Module Variable Documentation Appendix.

NOTE: The following five variables contain information about psychological distress. The 2008 NSDUH was the first survey year where variables on past month psychological distress (K6SCMON and SPDMON) were available and these variables were used beginning with the 2008 Detailed Tables. A second set of variables describes past year psychological distress (K6SCYR, K6SCMAX, and SPDYR). The past year distress variables, K6SCMAX and SPDYR, were created based on data from the past month K6 items and the worst month in the past year K6 items. Prior to the 2008 NSDUH, past year distress was based only on the worst month in the past year K6 items (SPD_UADJ). Due to the addition of the past month K6 items, it was determined that past year SPD in 2008 and later years is not comparable with years prior to 2008. In order to be able to make comparisons of SPD estimates across years, statistically adjusted variables were created for 2005-2007. The 2005-2007 adjusted past year SPD recodes, K6SMXADJ and SPDYRADJ, can be renamed to the 2008 SPD variable names for use in analyses that use data from the years 2005-2012.

The following variable, K6SCMON, is a score with values ranging from 0 to 24 indicating the level of psychological distress over the past 30 days (past month). This variable is based on data collected from a series of six questions known as the K6, asking adult respondents how frequently they experienced symptoms of psychological distress during the past 30 days. These questions include the following symptoms of distress: feeling nervous (DSTNRV30), feeling hopeless (DSTHOP30), feeling restless or fidgety (DSTRST30), feeling so sad or depressed that nothing could cheer you up (DSTCHR30), feeling that everything was an effort (DSTEFF30), and feeling down on yourself, no good, or worthless (DSTNGD30). For each of the six items listed above, responses of "all of the time" were coded 4, "most of the time" were coded 3, "some of the time" were coded 2, "a little of the time" were coded 1, and "none of the time" and all other responses were coded 0. These assigned values were summed across the six items to calculate a total score for K6SCMON. Specific details about this variable are provided in the Recoded Mental Health Module Variable Documentation Appendix.

K6SCMON	Len: 2	K6 TOTAL SCORE IN PAST MONTH	Freq	Pct
		RANGE = 0 - 24.....	41671	75.39
		. = Aged 12-17 (AGE2<7)	13600	24.61
 SPDMON	 Len: 1	 PAST MONTH SERIOUS PSYCH DISTRESS INDICATOR	 Freq	 Pct
		. = Aged 12-17 (K6SCMON=.)	13600	24.61
		0 = No (K6SCMON<13)	39052	70.66
		1 = Yes (K6SCMON>=13)	2619	4.74

RECODED MENTAL HEALTH

NOTE: The two variables directly above are defined based on questions asking about a respondent's level of psychological distress over the past 30 days. Respondents were then asked if there was a month in the past 12 months when they felt more depressed, anxious, or emotionally stressed than they felt in the past 30 days. This level of psychological distress is referenced as the "worst month in past year" in the following documentation.

The following variable, K6SCYR, is a score with values ranging from 0 to 24 indicating the level of psychological distress during the worst month of the past year, that was not the past 30 days. This variable is only defined for respondents who reported that there was a month in the past 12 months when he/she was more depressed, anxious, or emotionally stressed than during the past 30 days (DSTWORST=1). This score variable is based on a series of six questions asking respondents how frequently they experienced symptoms of psychological distress during their worst month in the past year (only if the worst month was not the past 30 days). These questions are from the K6 and include the following symptoms of distress: feeling nervous (DSTNRV12), feeling hopeless (DSTHOP12), feeling restless or fidgety (DSTRST12), feeling so sad or depressed that nothing could cheer you up (DSTCHR12), feeling that everything was an effort (DSTEFF12), and feeling down on yourself, no good, or worthless (DSTNGD12). For each of the six items listed above, responses of "all of the time" were coded 4, "most of the time" were coded 3, "some of the time" were coded 2, "a little of the time" were coded 1, and "none of the time" and all other responses were coded 0. These assigned values were summed across the six items to calculate a total score for K6SCYR. For respondents who indicated that they did not have a month in the past year worse than the past 30 days, K6SCYR was set to missing. Specific details about this variable are provided in the Recoded Mental Health Module Variable Documentation Appendix.

K6SCYR	Len: 2	K6 TOTAL SCORE IN WORST MONTH OF PAST YEAR	Freq	Pct
		RANGE = 0 - 24.....	13632	24.66
		. = Aged 12-17 (AGE2<7) or DSTWORST=2	41639	75.34

The following variable, K6SCMAX, is defined to be the higher K6 score between the past month K6 total score (K6SCMON) variable, and the K6 total score in the worst month of the past year if the worst month was not the past 30 days (K6SCYR) variable.

K6SCMAX	Len: 2	WORST K6 TOTAL SCORE IN PAST YEAR	Freq	Pct
		RANGE = 0 - 24.....	41671	75.39
		. = Aged 12-17 (AGE2<7)	13600	24.61

SPDYR	Len: 1	PAST YEAR SERIOUS PSYCHOLOGICAL DISTRESS INDICATOR	Freq	Pct
		. = Aged 12-17 (K6SCMAX=.)	13600	24.61
		0 = No (K6SCMAX<13)	35975	65.09
		1 = Yes (K6SCMAX>=13)	5696	10.31

NOTE: The following four variables present suicide information based on responses to the suicidal ideation screen.

MHSUITHK	Len: 1	SERIOUSLY THOUGHT ABOUT KILLING SELF IN PAST YEAR	Freq	Pct
		. = Aged 12-17/Unknown (Otherwise)	13822	25.01
		0 = No (SUICTHNK=2)	39360	71.21
		1 = Yes (SUICTHNK=1)	2089	3.78

The following suicide variable, MHSUTK_U, is used in the 2012 mental illness prediction model. It is defined differently than MHSUITHK which is used in the mental health detailed tables. See the mental illness variables further down in this section and the Recoded Mental Health Module Variable Documentation Appendix for more details.

MHSUTK_U	Len: 1	SERIOUS TGHT ABT KILL SLF PY - 'UNKN' IMP AS 'NO'	Freq	Pct
		. = Aged 12-17 (AGE2<7)	13600	24.61
		0 = No/Unknown (AGE2>=7 and MHSUITHK=.,0)	39582	71.61
		1 = Yes (AGE2>=7 and MHSUITHK=1)	2089	3.78

MHSUIPLN	Len: 1	MADE PLANS TO KILL SELF IN PAST YEAR	Freq	Pct
		. = Aged 12-17/Unknown (Otherwise)	13823	25.01
		0 = No (SUICPLAN=2 or MHSUITHK=0)	40827	73.87
		1 = Yes (SUICPLAN=1)	621	1.12

MHSUITRY	Len: 1	ATTEMPTED TO KILL SELF IN PAST YEAR	Freq	Pct
		. = Aged 12-17/Unknown (Otherwise)	13825	25.01
		0 = No (SUICTRY=2 or MHSUITHK=0)	41144	74.44
		1 = Yes (SUICTRY=1)	302	0.55

RECODED MENTAL HEALTH

NOTE: The following 10 variables pertain to the creation of the variables on mental illness. These variables include total scores from the psychological distress and impairment scales, the predicted probability of serious mental illness (SMI), and indicators of various levels of mental illness. Until 2012, a model developed for the 2008 NSDUH was used to determine mental illness status. A revised and improved model predicting mental illness was used starting with the 2012 NSDUH. All mental illness estimates presented in detailed or mental health detailed tables from the 2008 NSDUH and onward have been updated; thus, these estimates are based on the revised model. Additional details about the creation and use of these variables are provided in the Recoded Mental Health Module Variable Documentation Appendix.

The following variable, WSPDSC2, is an alternative version of the original worst K6 total score in the past year (K6SCMAX) with values ranging from 0 to 17 rather than 0 to 24. The original total score variable is documented previously in this section with the psychological distress variables. This alternative total score was calculated by assigning a value of 0 when K6SCMAX had a value from 0 to 7 and assigning a value of 1 to 17 when K6SCMAX had a corresponding value from 8 to 24. This alternative version was used in the regression model to determine SMI because SMI prevalence was typically extremely low for respondents with worst K6 total scores less than 8. Specific details about this variable are provided in the Recoded Mental Health Module Variable Documentation Appendix.

WSPDSC2	Len: 2	ALTERNATIVE WORST K6 TOTAL SCORE	Freq	Pct
		RANGE = 0 - 17.....	41671	75.39
		. = Aged 12-17 (AGE2<7)	13600	24.61

NOTE: The following two variables, WHODASC2 and WHODASC3, are score variables that indicate the level of impairment for respondents. These variables are based on data collected from a series of thirteen questions asking respondents how much difficulty they experienced in doing eight daily activities in the one month in the past year when they were at their worst emotionally. These questions, drawn from the World Health Organization Disability Assessment Schedule (WHODAS), comprise an abbreviated scale which is used to capture information on impairment (see the Recoded Mental Health Module Variable Documentation Appendix for more information). Respondents who had indicated during the administration of any of the K6 items that they had experienced at least one of the K6 symptoms (defined in the note above variables K6SCMON and K6SCYR) at least "a little of the time" (i.e., K6SCMON greater than 0 or K6SCYR greater than 0) were asked about remembering to do things they needed to do (IMPREMEM), concentrating on doing something important when other things were going on around them (IMPCONCN), going out of the house and getting around on their own (IMPGOUT, IMPGOUTM), dealing with people they did not know well (IMPPEOP, IMPPEOPM), participating in social activities (IMPSOC, IMPSOCM), taking care of household responsibilities (IMPHHLD, IMPHHLDM), taking care of daily responsibilities at work or school (IMPRES, IMPRESM), and getting daily work done as quickly as needed (IMPWORK, IMPRESM). Respondents who reported that they did not engage in an activity were asked a follow-up question to determine if they did not do so because of emotions, nerves, or mental health.

For the original WHODAS total score, WHODASC2, a value of 3 was assigned for each of the daily activities that a respondent indicated having "severe" difficulty performing, or if the respondent indicated not performing the activity due to problems with emotions, nerves, or mental health. A value of 2 was assigned for each of the daily activities that a respondent indicated having "moderate" difficulty performing, and a value of 1 was assigned for "mild" difficulty. For activities that had a follow-up question, a response of "yes" were assigned a value of a 3 as having "severe difficulty." A value of 0 was assigned for all other responses and nonresponses for each activity. These assigned values were summed to calculate a total score for WHODASC2 which ranges from 0 to 24.

For the alternative WHODAS total score, WHODASC3, a value of 1 was assigned for each of the daily activities that a respondent indicated having "moderate" or "severe" difficulty performing, or if the respondent indicated not performing the activity due to problems with emotions, nerves, or mental health. For activities that had a follow-up question, a response of "yes" were assigned a value of a 1 as having "moderate or severe difficulty." A value of 0 was assigned for all other responses and nonresponses for each activity. These assigned values were summed to calculate a total score for WHODASC3 which ranges from 0 to 8. The alternative version of the WHODAS total score (WHODASC3) was used in the regression model to determine SMI, since it was thought that the sum of a dichotomous measure might fit better than the sum of a linear continuous measure.

Specific details about these variables are provided in the Recoded Mental Health Module Variable Documentation Appendix.

WHODASC2	Len: 2	WHODAS TOTAL SCORE	Freq	Pct
		RANGE = 0 - 24.....	41671	75.39
		. = Aged 12-17 (AGE2<7)	13600	24.61

WHODASC3	Len: 1	ALTERNATIVE WHODAS TOTAL SCORE	Freq	Pct
		RANGE = 0 - 8.....	41671	75.39
		. = Aged 12-17 (AGE2<7)	13600	24.61

RECODED MENTAL HEALTH

NOTE: The following 11 mental illness variables are based on the 2012 mental illness prediction model. These variables are not comparable with similarly named variables (based on the 2008 mental illness prediction model) in previous NSDUHs; thus, these variables were renamed by appending "_U" to the previous variable names. Starting with the 2014 NSDUH, new mental illness variable names end only with a "U" and there are no existing similarly named 2008 model based variables. Recommendations concerning the analysis of the mental illness variables derived from the predicted probability of SMI (SMIPP_U) are noted in the documentation above SMIYR_U. Variables based on the 2008 mental illness prediction model are not being provided for the 2012 and future NSDUHs. All the 2008 model-based mental illness variables typically found in this section have been removed from the 2008-2011 NSDUH data files and replaced with the revised 2012 model based mental illness variables. The only exception is SMIPP (the SMI predicted probability based on the 2008 model) which remains available on the 2008-2011 NSDUH data files. Specific details about these variables and the prediction models are provided in the Recoded Mental Health Module Variable Documentation Appendix.

The following variable, SMIPP_U, is a predicted probability that a respondent has Serious Mental Illness (SMI) estimated using the 2012 revised logistic regression model. SMIPP_U was used to determine these levels of mental illness: Serious (SMI), Serious or Moderate (SMMI), and Any (AMI). The categories of Moderate (MMI) and Mild (LMI) were determined by subtraction.

SMIPP_U	Len: 12	PREDICTED SERIOUS MENTAL ILLNESS PROB REVISED	Freq	Pct
		RANGE = 0.0025409721 - 0.9291205406.....	41671	75.39
		. = Aged 12-17 (AGE2<7)	13600	24.61

NOTE: The following six variables (SMIYR_U, AMIYR_U, SMMIYR_U, MMIYR_U, LMIYR_U, and LMMIYRU) are not recommended to be used when analyzing variables for past year suicidal thoughts, past year MDE, K6, or the WHODAS, nor are they recommended to be used when analyzing other variables closely linked with these variables (including past year suicide attempts, suicide plans, medical treatment for suicide attempts, lifetime MDE, SPD, or components used in the K6 or WHODAS scales). Specific details about the creation and use of these variables can be found in the Recoded Mental Health Module Variable Documentation Appendix.

The following variable, SMIYR_U, is a Serious Mental Illness (SMI) indicator for respondents based on the 2012 revised predicted probability of SMI (SMIPP_U). If SMIPP_U is greater than or equal to a specified cutoff point (0.260573529) then SMIYR_U=1, and if SMIPP_U is less than the cutoff point then SMIYR_U=0. This indicator is not comparable with SMI variables prior to 2008, in which SMI was only based on psychological distress. Also, this indicator based on the 2012 model is not comparable with the indicator based on the 2008 model. Specific details about this variable can be found in the Recoded Mental Health Module Variable Documentation Appendix.

SMIYR_U	Len: 1	SMI IND (1/0) BASED ON REVISED PREDICTED SMI PROB	Freq	Pct
		. = Aged 12-17 (AGE2<7)	13600	24.61
		0 = No Past Year SMI (See comment above).....	39675	71.78
		1 = Past Year SMI (See comment above).....	1996	3.61

The following variable, AMIYR_U, is an indicator for Any Mental Illness (AMI) based on the 2012 revised predicted probability of SMI (SMIPP_U). If SMIPP_U is greater than or equal to a specified cutoff point (0.0192519810) then AMIYR_U=1, and if SMIPP_U is less than the cutoff point then AMIYR_U=0. This indicator based on the 2012 model is not comparable with the indicator based on the 2008 model. AMI is defined as having Serious, Moderate, or Mild Mental Illness. Specific details about this variable can be found in the Recoded Mental Health Module Variable Documentation Appendix.

AMIYR_U	Len: 1	AMI IND (1/0) BASED ON REVISED PREDICTED SMI PROB	Freq	Pct
		. = Aged 12-17 (AGE2<7)	13600	24.61
		0 = No Past Yr Any Mental Illness (See comment above).....	33312	60.27
		1 = Past Year Any Mental Illness (See comment above).....	8359	15.12

The following variable, SMMIYR_U, is an indicator for Serious or Moderate Mental Illness (SMMI) based on the 2012 revised predicted probability of SMI (SMIPP_U). If SMIPP_U is greater than or equal to a specified cutoff point (0.077686285365) then SMMIYR_U=1, and if SMIPP_U is less than the cutoff point then SMMIYR_U=0. This indicator based on the 2012 model is not comparable with the indicator based on the 2008 model. Specific details about this variable can be found in the Recoded Mental Health Module Variable Documentation Appendix.

SMMIYR_U	Len: 1	SMMI IND (1/0) BASED ON REVISED PREDICTED SMI PROB	Freq	Pct
		. = Aged 12-17 (AGE2<7)	13600	24.61
		0 = No Past Year SMMI (See comment above).....	37510	67.87
		1 = Past Year SMMI (See comment above).....	4161	7.53

RECODED MENTAL HEALTH

The following variable, MMIYR_U, is an indicator for Moderate Mental Illness (MMI). This indicator derived from mental illness variables based on the 2012 model is not comparable with the indicator derived from mental illness variables based on the 2008 model. Specific details about this variable can be found in the Recoded Mental Health Module Variable Documentation Appendix.

MMIYR_U	Len: 1	MOD MI IND (1/0) BASED ON REVISED PRED SMI PROB	Freq	Pct
.	=	Aged 12-17 (AGE2<7)	13600	24.61
0	=	No Past Year MMI (Otherwise)	39506	71.48
1	=	Past Year MMI (SMMIYR_U=1 and SMIYR_U=0).....	2165	3.92

The following variable, LMIYR_U, is an indicator for Mild (Low) Mental Illness (LMI). This indicator derived from mental illness variables based on the 2012 model is not comparable with the indicator derived from mental illness variables based on the 2008 model. Specific details about this variable can be found in the Recoded Mental Health Module Variable Documentation Appendix.

LMIYR_U	Len: 1	MILD MI IND (1/0) BASED ON REVISED PRED SMI PROB	Freq	Pct
.	=	Aged 12-17 (AGE2<7)	13600	24.61
0	=	No Past Year LMI (Otherwise)	37473	67.80
1	=	Past Year LMI (AMIYR_U=1 and SMMIYR_U=0).....	4198	7.60

The following variable, LMMIYRU, is an indicator for Mild (Low) Mental Illness (LMI) or Moderate Mental Illness (MMI). This indicator is derived from mental illness variables based on the 2012 model. Specific details about this variable are provided in the Recoded Mental Health Module Variable Documentation Appendix.

LMMIYRU	Len: 1	LMMI IND (1/0) BASED ON REVISED PREDICTED SMI PROB	Freq	Pct
.	=	Aged 12-17 (AGE2 < 7)	13600	24.61
0	=	No Past Year LMMI (Otherwise)	35308	63.88
1	=	Past Year LMMI (LMIYR_U=1 or MMIYR_U=1)	6363	11.51

The following variable, MI_CAT_U, is a categorical mental illness indicator. This indicator derived from mental illness variables based on the 2012 model is not comparable with the indicator derived from mental illness variables based on the 2008 model. Please note that MI_CAT_U is not recommended to be used when analyzing variables for past year suicidal thoughts, past year MDE, K6, or the WHODAS, nor is it recommended to be used when analyzing other variables closely linked with these variables (including past year suicide attempts, suicide plans, medical treatment for suicide attempts, lifetime MDE, SPD, or components used in the K6 or WHODAS scales). Specific details about the creation and use of this variable can be found in the Recoded Mental Health Module Variable Documentation Appendix

MI_CAT_U	Len: 1	CATEGORICAL MI INDICATOR REVISED	Freq	Pct
.	=	Aged 12-17 (AGE2<7)	13600	24.61
0	=	No Past Year MI (SMIYR_U & LMIYR_U & MMIYR_U=0).....	33312	60.27
1	=	Past Year Mild Mental Illness (LMIYR_U=1)	4198	7.60
2	=	Past Year Moderate Mental Illness (MMIYR_U=1)	2165	3.92
3	=	Past Year Serious Mental Illness (SMIYR_U=1).....	1996	3.61

NOTE: The following three variables are recodes that combine mental illness measures based on the 2012 revised predicted probability of SMI (SMIPP_U) with drug or alcohol dependence or abuse in the past year. These variables based on the 2012 mental illness prediction model are not comparable with similarly named variables from previous years using SMI based on the 2008 mental illness prediction model. Starting with the 2014 NSDUH, new combination recodes end only with a "U" and there are no existing similarly named 2008 model based variables. Please note that SMIDA2_U, AMIDA2_U, and LMMIADAU are not recommended to be used when analyzing variables for past year suicidal thoughts, past year MDE, K6, or the WHODAS, nor are they recommended to be used when analyzing other variables closely linked with these variables (including past year suicide attempts, suicide plans, medical treatment for suicide attempts, lifetime MDE, SPD, or components used in the K6 or WHODAS scales). Specific details about the creation and use of the mental illness variables used in these recodes can be found in the Recoded Mental Health Module Variable Documentation Appendix. Specific information about the dependence or abuse variables used in these recodes can be found in the Recoded Substance Dependence and Abuse Variable Documentation Appendix.

SMIDA2_U	Len: 1	SMI AND DRUG/ALCOHOL DEP OR ABUSE REVISED (1/2)	Freq	Pct
.	=	Aged 12-17 (SMIYR_U=.)	13600	24.61
1	=	Yes (SMIYR_U=1 and ABODILAL=1)	531	0.96
2	=	No (SMIYR_U=0 or ABODILAL=0).....	41140	74.43

RECODED MENTAL HEALTH

AMIDA2_U	Len: 1	AMI AND DRUG/ALCOHOL DEP OR ABUSE REVISED (1/2)		Freq	Pct
		.	= Aged 12-17 (AMIYR_U=.)	13600	24.61
		1	= Yes (AMIYR_U=1 and ABODILAL=1)	1758	3.18
		2	= No (AMIYR_U=0 or ABODILAL=0).....	39913	72.21
LMMIADAU	Len: 1	LMMI AND DRUG/ALCOHOL DEP OR ABUSE (1/0)		Freq	Pct
		.	= Aged 12-17 (LMMIYRU=.)	13600	24.61
		0	= No (LMMIYRU=0 or ABODILAL=0)	40444	73.17
		1	= Yes (LMMIYRU=1 and ABODILAL=1).....	1227	2.22

ADULT DEPRESSION

ADULT DEPRESSION

The values in the section may be inconsistent with values from the core section(s). Items in this section were edited when respondents legitimately skipped out of these items based on prior answers in the core section(s). Otherwise, non-core items generally were not edited to make them consistent with core items, and core items were not edited to make them consistent with non-core items. This note applies to variables in this section marked by a ¹.

NOTE: All of the respondents aged 18 or older were asked the questions in the Adult Depression module in this current survey year. In the 2004 survey, a subset of the adults was asked these questions.

Have you ever in your life had a period of time lasting several days or longer when most of the day you felt sad, empty or depressed?

ADDPREV¹	Len: 2	SEVERAL DAYS OR LNGR WHEN FELT SAD/EMPTY/DPRSD	Freq	Pct
	1 =	Yes	13051	23.61
	2 =	No.....	28393	51.37
	85 =	BAD DATA Logically assigned	4	0.01
	94 =	DON'T KNOW.....	68	0.12
	97 =	REFUSED	136	0.25
	98 =	BLANK (NO ANSWER).....	19	0.03
	99 =	LEGITIMATE SKIP	13600	24.61

Have you ever had a period of time lasting several days or longer when most of the day you were very discouraged about how things were going in your life?

ADDSCV¹	Len: 2	SEVERAL DAYS OR LNGR FELT DISCOURAGED ABT LIFE	Freq	Pct
	1 =	Yes	3491	6.32
	2 =	No.....	24897	45.05
	94 =	DON'T KNOW.....	71	0.13
	97 =	REFUSED	137	0.25
	98 =	BLANK (NO ANSWER).....	24	0.04
	99 =	LEGITIMATE SKIP	26651	48.22

Have you ever had a period of time lasting several days or longer when you lost interest in most things you usually enjoy like work, hobbies, and personal relationships?

ADLOSEV¹	Len: 2	EVER HAD PER OF TIME LST INTRST IN ENJOYABLE THGS	Freq	Pct
	1 =	Yes	1097	1.98
	2 =	No.....	23806	43.07
	94 =	DON'T KNOW.....	73	0.13
	97 =	REFUSED	129	0.23
	98 =	BLANK (NO ANSWER).....	24	0.04
	99 =	LEGITIMATE SKIP	30142	54.53

During times when you felt sad, empty, or depressed most of the day, did you ever feel discouraged about how things were going in your life?

ADDPDISC¹	Len: 2	FEEL DISCRGD ABOUT LIFE WHEN SAD/EMPTY/DEPRESSED	Freq	Pct
	1 =	Yes	11822	21.39
	2 =	No.....	1212	2.19
	85 =	BAD DATA Logically assigned	4	0.01
	94 =	DON'T KNOW.....	11	0.02
	97 =	REFUSED	6	0.01
	98 =	BLANK (NO ANSWER).....	170	0.31
	99 =	LEGITIMATE SKIP	42046	76.07

ADULT DEPRESSION

During the times when you felt sad, empty, or depressed, did you ever lose interest in most things like work, hobbies, and other things you usually enjoy?

ADDPLSIN¹	Len: 2	EVER LOSE INT IN THINGS WHEN SAD/EMPTY/DEPRESSED	Freq	Pct
	1 =	Yes	10243	18.53
	2 =	No.....	2785	5.04
	85 =	BAD DATA Logically assigned	4	0.01
	94 =	DON'T KNOW.....	13	0.02
	97 =	REFUSED	10	0.02
	98 =	BLANK (NO ANSWER).....	170	0.31
	99 =	LEGITIMATE SKIP	42046	76.07

During times when you felt discouraged about how things were going in your life, did you ever lose interest in most things like work, hobbies, and other things you usually enjoy?

ADDSLSIN¹	Len: 2	EVER LOSE INT IN THINGS WHEN FEELING DISCOURAGED	Freq	Pct
	1 =	Yes	1664	3.01
	2 =	No.....	1821	3.29
	94 =	DON'T KNOW.....	3	0.01
	97 =	REFUSED	3	0.01
	98 =	BLANK (NO ANSWER).....	189	0.34
	99 =	LEGITIMATE SKIP	51591	93.34

Did you ever have a period of time like this that lasted most of the day nearly every day for two weeks or longer?

ADLSI2WK¹	Len: 2	PERIOD OF TIME LASTED EVERY DAY FOR 2 WKS /LNGR	Freq	Pct
	1 =	Yes	213	0.39
	2 =	No.....	877	1.59
	94 =	DON'T KNOW.....	6	0.01
	97 =	REFUSED	1	0.00
	98 =	BLANK (NO ANSWER).....	226	0.41
	99 =	LEGITIMATE SKIP	53948	97.61

Think about the times when you [FEELFILL]. Did you ever have a period of time like this that lasted most of the day, nearly every day, for two weeks or longer?

ADDPR2WK¹	Len: 2	TIME WHEN [FEELFILL] LSTD EVRYDY 2 WKS OR LNGR	Freq	Pct
	1 =	Yes	9599	17.37
	2 =	No.....	6887	12.46
	85 =	BAD DATA Logically assigned	4	0.01
	94 =	DON'T KNOW.....	39	0.07
	97 =	REFUSED	17	0.03
	98 =	BLANK (NO ANSWER).....	185	0.33
	99 =	LEGITIMATE SKIP	38540	69.73

Think of times lasting two weeks or longer when [NUMPROBS] with your mood [WASWERE] most severe and frequent. During those times, how long did your [FEELNOUN] usually last?

ADWRHRS¹	Len: 2	TIME THAT MOST SEVERE/FREQUENT MOOD LASTED	Freq	Pct
	1 =	Less than 1 hour	771	1.39
	2 =	At least 1 hour but no more than 3 hours	2383	4.31
	3 =	At least 3 hours but no more than 5 hours.....	2337	4.23
	4 =	5 hours or more	4219	7.63
	85 =	BAD DATA Logically assigned	4	0.01
	94 =	DON'T KNOW.....	86	0.16
	97 =	REFUSED	16	0.03
	98 =	BLANK (NO ANSWER).....	285	0.52
	99 =	LEGITIMATE SKIP	45170	81.72

ADULT DEPRESSION

Still thinking of times lasting two weeks or longer when [NUMPROBS] with your mood [WASWERE] most severe and frequent, how severe was your emotional distress during those times?

ADWRDST¹	Len: 2	HOW SEVERE WAS EMOTIONAL DISTRESS DURING 2 WKS	Freq	Pct
		1 = Mild.....	1115	2.02
		2 = Moderate	3774	6.83
		3 = Severe	2929	5.30
		4 = Very Severe.....	1170	2.12
		94 = DON'T KNOW.....	32	0.06
		97 = REFUSED	21	0.04
		98 = BLANK (NO ANSWER).....	289	0.52
		99 = LEGITIMATE SKIP	45941	83.12

Again, think of times lasting two weeks or longer when [NUMPROBS] with your mood [WASWERE] most severe and frequent.

How often, during those times, was your emotional distress so severe that nothing could cheer you up?

ADWRCHR¹	Len: 2	EMOT DISTRSS SO SEVERE NOTHING COULD CHEER YOU UP	Freq	Pct
		1 = Often.....	2244	4.06
		2 = Sometimes.....	4282	7.75
		3 = Rarely	1836	3.32
		4 = Never	642	1.16
		94 = DON'T KNOW.....	18	0.03
		97 = REFUSED	19	0.03
		98 = BLANK (NO ANSWER).....	289	0.52
		99 = LEGITIMATE SKIP	45941	83.12

Once again, please think of times lasting two weeks or longer when [NUMPROBS] with your mood [WASWERE] most severe and frequent.

How often, during those times, was your emotional distress so severe that you could not carry out your daily activities?

ADWRIMP¹	Len: 2	EMOT DISTRSS SO SEVERE COULD NT DO DLY ACTIVITIES	Freq	Pct
		1 = Often.....	1302	2.36
		2 = Sometimes.....	3297	5.97
		3 = Rarely	2456	4.44
		4 = Never	1941	3.51
		94 = DON'T KNOW.....	25	0.05
		97 = REFUSED	20	0.04
		98 = BLANK (NO ANSWER).....	289	0.52
		99 = LEGITIMATE SKIP	45941	83.12

People who have problems with their mood often have other problems at the same time. These problems may include things like changes in:

- sleep
- appetite
- energy
- the ability to concentrate and remember
- feelings of low self-worth

Did you ever have any of these problems during a period of time when you [FEELFILL] for two weeks or longer?

ADPPROB¹	Len: 2	EVER HAVE OTH PRBLMS DURING 2 WKS OR LONGER	Freq	Pct
		1 = Yes	7150	12.94
		2 = No.....	1615	2.92
		94 = DON'T KNOW.....	13	0.02
		97 = REFUSED	12	0.02
		98 = BLANK (NO ANSWER).....	289	0.52
		99 = LEGITIMATE SKIP	46192	83.57

ADULT DEPRESSION

Think again about these other problems we just mentioned. They include things like changes in

- sleep
- appetite
- energy
- the ability to concentrate and remember
- feelings of low self-worth

Please think of a time when you [FEELFILL] for two weeks or longer and you also had the largest number of these other problems at the same time.

Is there one particular time like this that stands out in your mind as the worst one you ever had?

ADWRPROB¹	Len: 2	ONE PARTICULAR TIME THAT IS THE WORST ONE EVER	Freq	Pct
	1 = Yes		4899	8.86
	2 = No.....		2228	4.03
	94 = DON'T KNOW.....		17	0.03
	97 = REFUSED		6	0.01
	98 = BLANK (NO ANSWER).....		314	0.57
	99 = LEGITIMATE SKIP		47807	86.50

How old were you when that worst period of time started?

Then think of the most recent time when you [FEELFILL] for two weeks or longer and you also had the largest number of these other problems at the same time.

How old were you when that time started?

ADWRAGE¹	Len: 3	AGE WHEN WORST PERIOD OF TIME STARTED	Freq	Pct
	RANGE = 1 - 86.....		6951	12.58
	985 = BAD DATA Logically assigned		4	0.01
	994 = DON'T KNOW.....		176	0.32
	997 = REFUSED		19	0.03
	998 = BLANK (NO ANSWER).....		314	0.57
	999 = LEGITIMATE SKIP		47807	86.50

In answering the next questions, think about the period of time when your [FEELNOUN] and other problems were the worst.

In answering the next questions, think about the most recent period of time when you [FEELFILL] and had other problems at the same time.

During that time, did you feel sad, empty, or depressed most of the day nearly every day?

ADWRDEPR¹	Len: 2	WHEN PRBLMS WORST FELT SAD/EMPTY/DPRSD EVERY DAY	Freq	Pct
	1 = Yes		5533	10.01
	2 = No.....		1577	2.85
	94 = DON'T KNOW.....		24	0.04
	97 = REFUSED		16	0.03
	98 = BLANK (NO ANSWER).....		314	0.57
	99 = LEGITIMATE SKIP		47807	86.50

During that [TIMEFILL] period of time, did you feel discouraged about how things were going in your life most of the day nearly every day?

ADWRDISC¹	Len: 2	WHEN PRBLMS WORST FELT DISCRGED ABT LIFE EVERYDAY	Freq	Pct
	1 = Yes		5647	10.22
	2 = No.....		1467	2.65
	94 = DON'T KNOW.....		22	0.04
	97 = REFUSED		14	0.03
	98 = BLANK (NO ANSWER).....		314	0.57
	99 = LEGITIMATE SKIP		47807	86.50

ADULT DEPRESSION

During that [TIMEFILL] period of time, did you lose interest in almost all things like work and hobbies and things you like to do for fun?

ADWRLSIN¹	Len: 2	WHEN PRBLMS WORST LOSE INTRST IN ENJOYABLE THINGS	Freq	Pct
	1 = Yes		5498	9.95
	2 = No.....		1625	2.94
	94 = DON'T KNOW.....		17	0.03
	97 = REFUSED		10	0.02
	98 = BLANK (NO ANSWER).....		314	0.57
	99 = LEGITIMATE SKIP		47807	86.50

During that [TIMEFILL] period of time, did you lose the ability to take pleasure in having good things happen to you, like winning something or being praised or complimented?

ADWRPLSR¹	Len: 2	WHEN PRBLMS WORST LOSE PLSURE IN GOOD THINGS	Freq	Pct
	1 = Yes		4677	8.46
	2 = No.....		2438	4.41
	94 = DON'T KNOW.....		25	0.05
	97 = REFUSED		10	0.02
	98 = BLANK (NO ANSWER).....		314	0.57
	99 = LEGITIMATE SKIP		47807	86.50

The next questions are about changes in appetite and weight.

In answering the next questions, think about the period of time/most recent period of time when your [FEELNOUN] and other problems were the worst.

Did you have a much smaller appetite than usual nearly every day during that time?

ADWRELES¹	Len: 2	WHEN PRBLMS WORST HAVE SMALLER APPETITE EVERY DAY	Freq	Pct
	1 = Yes		4006	7.25
	2 = No.....		2497	4.52
	94 = DON'T KNOW.....		29	0.05
	97 = REFUSED		3	0.01
	98 = BLANK (NO ANSWER).....		338	0.61
	99 = LEGITIMATE SKIP		48398	87.56

Did you have a much larger appetite than usual nearly every day?

ADWREMOR¹	Len: 2	WHEN PRBLMS WORST HAVE LARGER APPETITE EVERY DAY	Freq	Pct
	1 = Yes		1318	2.38
	2 = No.....		1181	2.14
	94 = DON'T KNOW.....		27	0.05
	97 = REFUSED		3	0.01
	98 = BLANK (NO ANSWER).....		338	0.61
	99 = LEGITIMATE SKIP		52404	94.81

Did you gain weight without trying to during that [TIMEFILL] period of time?

ADWRGAIN¹	Len: 2	WHEN PRBLMS WORST DID YOU GAIN WEIGHT W/O TRYING	Freq	Pct
	1 = Yes		1410	2.55
	2 = No.....		1097	1.98
	94 = DON'T KNOW.....		22	0.04
	98 = BLANK (NO ANSWER).....		338	0.61
	99 = LEGITIMATE SKIP		52404	94.81

ADULT DEPRESSION

Did you gain weight without trying to because you were growing?

ADWRGROW¹	Len: 2	WHEN PRBLMS WORST GAIN WGHT W/O TRYING BC GROWING	Freq	Pct
	1 = Yes		103	0.19
	2 = No.....		378	0.68
	94 = DON'T KNOW.....		6	0.01
	98 = BLANK (NO ANSWER).....		384	0.69
	99 = LEGITIMATE SKIP		54400	98.42

Did you gain weight without trying to because you were pregnant?

ADWRPREG¹	Len: 2	WHEN PRBLMS WORST GAIN WGHT W/O TRYING BC PRGN	Freq	Pct
	1 = Yes		59	0.11
	2 = No.....		905	1.64
	94 = DON'T KNOW.....		4	0.01
	98 = BLANK (NO ANSWER).....		179	0.32
	99 = LEGITIMATE SKIP		54124	97.92

How many pounds did you gain? Please enter your answer as a whole number.

ADWRGNL2¹	Len: 3	WHEN PRBLMS WORST # LBS GAINED WITHOUT TRYING	Freq	Pct
	RANGE = 0 - 20.....		646	1.17
	21 = 21 to 25 pounds		74	0.13
	22 = 26 to 30 pounds		167	0.30
	23 = 31 to 35 pounds		45	0.08
	24 = 36 to 40 pounds		71	0.13
	25 = 41 to 45 pounds		11	0.02
	26 = 46 to 50 pounds		78	0.14
	27 = 51 or more pounds.....		120	0.22
	994 = DON'T KNOW.....		34	0.06
	997 = REFUSED		2	0.00
	998 = BLANK (NO ANSWER).....		360	0.65
	999 = LEGITIMATE SKIP		53663	97.09

Did you lose weight without trying to?

ADWRLOSE¹	Len: 2	WHEN PRBLMS WORST DID YOU LOSE WEIGHT W/O TRYING	Freq	Pct
	1 = Yes		3219	5.82
	2 = No.....		1862	3.37
	94 = DON'T KNOW.....		43	0.08
	97 = REFUSED		1	0.00
	98 = BLANK (NO ANSWER).....		350	0.63
	99 = LEGITIMATE SKIP		49796	90.09

Did you lose weight without trying to because you were sick or on a diet?

ADWRDIET¹	Len: 2	WHEN PRBLMS WORST LOSE WGHT W/O TRYING BC SICK/DT	Freq	Pct
	1 = Yes		808	1.46
	2 = No.....		2411	4.36
	98 = BLANK (NO ANSWER).....		394	0.71
	99 = LEGITIMATE SKIP		51658	93.46

ADULT DEPRESSION

How many pounds did you lose?

Please enter your answer as a whole number.

ADWRLSL2¹	Len: 3	WHEN PRBLMS WORST # LBS LOST WITHOUT TRYING	Freq	Pct
		RANGE = 0 - 20.....	1803	3.26
		21 = 21 to 25 pounds.....	127	0.23
		22 = 26 to 30 pounds.....	161	0.29
		23 = 31 to 35 pounds.....	41	0.07
		24 = 36 to 40 pounds.....	71	0.13
		25 = 41 to 45 pounds.....	25	0.05
		26 = 46 to 50 pounds.....	44	0.08
		27 = 51 or more pounds.....	78	0.14
		994 = DON'T KNOW.....	60	0.11
		997 = REFUSED.....	1	0.00
		998 = BLANK (NO ANSWER).....	394	0.71
		999 = LEGITIMATE SKIP.....	52466	94.93

Again, please think about the period of time/most recent period of time when your [FEELNOUN] and other problems were the worst.

Did you have a lot more trouble than usual falling asleep, staying asleep, or waking too early nearly every night during that [TIMEFILL] period of time?

ADWRSLEP¹	Len: 2	WHEN PRBLMS WORST HAVE PRBS SLEEPING/WAKING EARLY	Freq	Pct
		1 = Yes.....	5262	9.52
		2 = No.....	1253	2.27
		94 = DON'T KNOW.....	14	0.03
		97 = REFUSED.....	6	0.01
		98 = BLANK (NO ANSWER).....	338	0.61
		99 = LEGITIMATE SKIP.....	48398	87.56

During that [TIMEFILL] period of time, did you sleep a lot more than usual nearly every night?

ADWRSMOR¹	Len: 2	WHEN PRBLMS WORST SLEEP A LOT MORE THAN USUAL	Freq	Pct
		1 = Yes.....	764	1.38
		2 = No.....	494	0.89
		94 = DON'T KNOW.....	10	0.02
		97 = REFUSED.....	5	0.01
		98 = BLANK (NO ANSWER).....	338	0.61
		99 = LEGITIMATE SKIP.....	53660	97.09

During that [TIMEFILL] period of time, did you feel tired or low in energy nearly every day, even when you had not been working very hard?

ADWRENRG¹	Len: 2	WHEN PRBLMS WORST FEEL TIRED/LOW ON ENERGY EVRYDY	Freq	Pct
		1 = Yes.....	5982	10.82
		2 = No.....	538	0.97
		94 = DON'T KNOW.....	10	0.02
		97 = REFUSED.....	5	0.01
		98 = BLANK (NO ANSWER).....	338	0.61
		99 = LEGITIMATE SKIP.....	48398	87.56

Did you talk or move more slowly than is normal for you nearly every day?

ADWRSLOW¹	Len: 2	WHEN PRBLMS WORST TALK/MOVE SLOWER THAN USUAL	Freq	Pct
		1 = Yes.....	3720	6.73
		2 = No.....	2761	5.00
		94 = DON'T KNOW.....	49	0.09
		97 = REFUSED.....	5	0.01
		98 = BLANK (NO ANSWER).....	338	0.61
		99 = LEGITIMATE SKIP.....	48398	87.56

ADULT DEPRESSION

Did anyone else notice that you were talking or moving slowly?

ADWRSLNO¹	Len: 2	WHEN PRBLMS WORST PEOP NOTICE SLOWER THAN USUAL	Freq	Pct
	1 = Yes		2586	4.68
	2 = No.....		1099	1.99
	94 = DON'T KNOW.....		35	0.06
	98 = BLANK (NO ANSWER).....		392	0.71
	99 = LEGITIMATE SKIP		51159	92.56

Were you so restless or jittery nearly every day that you paced up and down or couldn't sit still?

ADWRJITT¹	Len: 2	WHEN PRBLMS WORST RSTLSS/JITTRY/PACING EVERYDAY	Freq	Pct
	1 = Yes		661	1.20
	2 = No.....		2129	3.85
	94 = DON'T KNOW.....		20	0.04
	97 = REFUSED		5	0.01
	98 = BLANK (NO ANSWER).....		338	0.61
	99 = LEGITIMATE SKIP		52118	94.30

Did anyone else notice that you were restless?

ADWRJINO¹	Len: 2	WHEN PRBLMS WORST PEOP NOTICE YOU WERE RSTLSS	Freq	Pct
	1 = Yes		497	0.90
	2 = No.....		158	0.29
	94 = DON'T KNOW.....		6	0.01
	98 = BLANK (NO ANSWER).....		363	0.66
	99 = LEGITIMATE SKIP		54247	98.15

The next questions are about changes in your ability to concentrate, and your feelings about yourself.

Again, in answering these questions, think about the period of time/most recent period of time when your [FEELNOUN] and other problems were the worst.

During that [TIMEFILL] time, did your thoughts come much more slowly than usual or seem confused nearly every day?

ADWRTHOT¹	Len: 2	WHEN PRBLMS WORST THGHTS SLOWER/MORE CONFUSING	Freq	Pct
	1 = Yes		3424	6.19
	2 = No.....		3061	5.54
	94 = DON'T KNOW.....		40	0.07
	97 = REFUSED		10	0.02
	98 = BLANK (NO ANSWER).....		338	0.61
	99 = LEGITIMATE SKIP		48398	87.56

Did you have a lot more trouble concentrating than usual nearly every day?

ADWRCONC¹	Len: 2	WHEN PRBLMS WORST HAVE TROUBLE CONCENTRATING	Freq	Pct
	1 = Yes		4738	8.57
	2 = No.....		1760	3.18
	94 = DON'T KNOW.....		32	0.06
	97 = REFUSED		5	0.01
	98 = BLANK (NO ANSWER).....		338	0.61
	99 = LEGITIMATE SKIP		48398	87.56

Were you unable to make decisions about things you ordinarily have no trouble deciding about?

ADWRDCSN¹	Len: 2	WHEN PRBLMS WORST UNABLE TO MAKE DECISIONS	Freq	Pct
	1 = Yes		3690	6.68
	2 = No.....		2815	5.09
	94 = DON'T KNOW.....		25	0.05
	97 = REFUSED		5	0.01
	98 = BLANK (NO ANSWER).....		338	0.61
	99 = LEGITIMATE SKIP		48398	87.56

ADULT DEPRESSION

Did you feel that you were not as good as other people nearly every day?

ADWRNOGD¹	Len: 2	WHEN PRBLMS WRST FEEL NOT AS GOOD AS OTHER PEOPLE	Freq	Pct
	1 = Yes		4652	8.42
	2 = No.....		1869	3.38
	94 = DON'T KNOW.....		11	0.02
	97 = REFUSED		3	0.01
	98 = BLANK (NO ANSWER).....		338	0.61
	99 = LEGITIMATE SKIP		48398	87.56

Did you feel totally worthless nearly every day?

ADWRWRTH¹	Len: 2	WHEN PRBLMS WORST FEEL TOTALLY WORTHLESS EVERYDAY	Freq	Pct
	1 = Yes		3417	6.18
	2 = No.....		1231	2.23
	94 = DON'T KNOW.....		4	0.01
	98 = BLANK (NO ANSWER).....		352	0.64
	99 = LEGITIMATE SKIP		50267	90.95

The next questions are about thoughts of death or suicide.

Again, in answering these questions, think about the period of time/most recent period of time when your [FEELNOUN] and other problems were the worst.

Did you often think a lot about death, either your own, someone else's, or death in general?

ADWRDLOT¹	Len: 2	WHEN PRBLMS WORST THINK A LOT ABOUT DEATH	Freq	Pct
	1 = Yes		3363	6.08
	2 = No.....		3150	5.70
	94 = DON'T KNOW.....		9	0.02
	97 = REFUSED		13	0.02
	98 = BLANK (NO ANSWER).....		338	0.61
	99 = LEGITIMATE SKIP		48398	87.56

During that period, did you ever think that it would be better if you were dead?

ADWRDBTR¹	Len: 2	WHEN PRBLMS WORST THINK IT WOULD BE BETTER IF DEAD	Freq	Pct
	1 = Yes		3138	5.68
	2 = No.....		3369	6.10
	94 = DON'T KNOW.....		9	0.02
	97 = REFUSED		19	0.03
	98 = BLANK (NO ANSWER).....		338	0.61
	99 = LEGITIMATE SKIP		48398	87.56

Did you think about committing suicide?

ADWRSTHK¹	Len: 2	WHEN PRBLMS WORST THINK ABOUT COMMITTING SUICIDE	Freq	Pct
	1 = Yes		2441	4.42
	2 = No.....		4066	7.36
	94 = DON'T KNOW.....		4	0.01
	97 = REFUSED		24	0.04
	98 = BLANK (NO ANSWER).....		338	0.61
	99 = LEGITIMATE SKIP		48398	87.56

ADULT DEPRESSION

Did you make a suicide plan?

ADWRSPLN¹	Len: 2	WHEN PRBLMS WORST MAKE A SUICIDE PLAN	Freq	Pct
	1 =	Yes	857	1.55
	2 =	No.....	1579	2.86
	94 =	DON'T KNOW.....	3	0.01
	97 =	REFUSED	2	0.00
	98 =	BLANK (NO ANSWER).....	366	0.66
	99 =	LEGITIMATE SKIP	52464	94.92

Did you make a suicide attempt?

ADWRSATP¹	Len: 2	WHEN PRBLMS WORST MAKE A SUICIDE ATTEMPT	Freq	Pct
	1 =	Yes	594	1.07
	2 =	No.....	1845	3.34
	97 =	REFUSED	2	0.00
	98 =	BLANK (NO ANSWER).....	366	0.66
	99 =	LEGITIMATE SKIP	52464	94.92

AD_MDEA1¹	Len: 2	SAD/EMPTY/DEPRESSED MOST OF DAY OR DISCOURAGED	Freq	Pct
	1 =	Has symptom.....	6052	10.95
	2 =	Does not have symptom	1064	1.93
	94 =	DON'T KNOW.....	22	0.04
	97 =	REFUSED	12	0.02
	98 =	OTHER MISSING/NOT APPLICABLE	34521	62.46
	99 =	LEGITIMATE SKIP	13600	24.61

AD_MDEA2¹	Len: 2	LOST INTEREST OR PLEASURE IN MOST THINGS	Freq	Pct
	1 =	Has symptom.....	5906	10.69
	2 =	Does not have symptom	1217	2.20
	94 =	DON'T KNOW.....	17	0.03
	97 =	REFUSED	10	0.02
	98 =	OTHER MISSING/NOT APPLICABLE	34521	62.46
	99 =	LEGITIMATE SKIP	13600	24.61

AD_MDEA3¹	Len: 2	CHANGES IN APPETITE OR WT	Freq	Pct
	1 =	Has symptom.....	5593	10.12
	2 =	Does not have symptom	899	1.63
	94 =	DON'T KNOW.....	40	0.07
	97 =	REFUSED	3	0.01
	98 =	OTHER MISSING/NOT APPLICABLE	35136	63.57
	99 =	LEGITIMATE SKIP	13600	24.61

AD_MDEA4¹	Len: 2	SLEEP PROBLEMS	Freq	Pct
	1 =	Has symptom.....	6026	10.90
	2 =	Does not have symptom	490	0.89
	94 =	DON'T KNOW.....	14	0.03
	97 =	REFUSED	5	0.01
	98 =	OTHER MISSING/NOT APPLICABLE	35136	63.57
	99 =	LEGITIMATE SKIP	13600	24.61

AD_MDEA5¹	Len: 2	OTHERS NOTICED THAT R WAS RESTLESS OR LETHARGIC	Freq	Pct
	1 =	Has symptom.....	3083	5.58
	2 =	Does not have symptom	3411	6.17
	94 =	DON'T KNOW.....	41	0.07
	98 =	OTHER MISSING/NOT APPLICABLE	35136	63.57
	99 =	LEGITIMATE SKIP	13600	24.61

ADULT DEPRESSION

AD_MDEA6¹	Len: 2	FELT TIRED/LOW ENERGY NEARLY EVERY DAY	Freq	Pct
	1 =	Has symptom.....	5982	10.82
	2 =	Does not have symptom	538	0.97
	94 =	DON'T KNOW.....	10	0.02
	97 =	REFUSED	5	0.01
	98 =	OTHER MISSING/NOT APPLICABLE	35136	63.57
	99 =	LEGITIMATE SKIP	13600	24.61

AD_MDEA7¹	Len: 2	FELT WORTHLESS NEARLY EVERY DAY	Freq	Pct
	1 =	Has symptom.....	3417	6.18
	2 =	Does not have symptom	3114	5.63
	94 =	DON'T KNOW.....	4	0.01
	98 =	OTHER MISSING/NOT APPLICABLE	35136	63.57
	99 =	LEGITIMATE SKIP	13600	24.61

AD_MDEA8¹	Len: 2	INABILITY TO CONCENTRATE OR MAKE DECISIONS	Freq	Pct
	1 =	Has symptom.....	5187	9.38
	2 =	Does not have symptom	1312	2.37
	94 =	DON'T KNOW.....	31	0.06
	97 =	REFUSED	5	0.01
	98 =	OTHER MISSING/NOT APPLICABLE	35136	63.57
	99 =	LEGITIMATE SKIP	13600	24.61

AD_MDEA9¹	Len: 2	ANY THOUGHTS OR PLANS OF SUICIDE	Freq	Pct
	1 =	Has symptom.....	4132	7.48
	2 =	Does not have symptom	2378	4.30
	94 =	DON'T KNOW.....	10	0.02
	97 =	REFUSED	15	0.03
	98 =	OTHER MISSING/NOT APPLICABLE	35136	63.57
	99 =	LEGITIMATE SKIP	13600	24.61

ADSMMDA¹	Len: 2	SCORE OF SYMPTOM INDICATORS 1 THRU 9	Freq	Pct
	1 =	Has 5 or more symptoms.....	5916	10.70
	2 =	Has less than 5 symptoms.....	1210	2.19
	94 =	SUM OF SYMPTOMS AND DON'T KNOW >=5.....	20	0.04
	97 =	SUM OF SYMPTOMS AND REFUSED >=5	4	0.01
	98 =	OTHER MISSING/NOT APPLICABLE	34521	62.46
	99 =	LEGITIMATE SKIP	13600	24.61

You mentioned having some of the problems I just asked you about.

During that [TIMEFILL] period of time, how much did your [FEELNOUN] and these other problems interfere with your work, your social life, or your personal relationships?

ADPBINTF¹	Len: 2	WHEN PRBLMS WORST INTERFERE WITH WORK/ PRSNL LIFE	Freq	Pct
	1 =	Not at all	157	0.28
	2 =	A little.....	847	1.53
	3 =	Some	1854	3.35
	4 =	A lot	2124	3.84
	5 =	Extremely.....	1066	1.93
	94 =	DON'T KNOW.....	5	0.01
	97 =	REFUSED	5	0.01
	98 =	BLANK (NO ANSWER).....	356	0.64
	99 =	LEGITIMATE SKIP	48857	88.40

ADULT DEPRESSION

During that [TIMEFILL] period of time, how often were you unable to carry out your daily activities because of these problems with your mood?

ADPBDLYA¹	Len: 2	WHEN PRBLMS WORST UNABLE TO CARRY OUT DLY ACTVTS	Freq	Pct
	1 =	Often.....	1493	2.70
	2 =	Sometimes.....	2716	4.91
	3 =	Rarely.....	1236	2.24
	4 =	Never.....	443	0.80
	94 =	DON'T KNOW.....	9	0.02
	97 =	REFUSED.....	4	0.01
	98 =	BLANK (NO ANSWER).....	356	0.64
	99 =	LEGITIMATE SKIP.....	49014	88.68

Think of the very first period of time in your life lasting two weeks or longer when you [FEELFILL] for most of the day nearly every day and also had some of the other problems we just asked about.

Can you remember your exact age?

ADPBRMBR¹	Len: 2	RMBR AGE WHEN FIRST 2+ WK PERIOD OF TIME STARTED	Freq	Pct
	1 =	Yes.....	3921	7.09
	2 =	No.....	2068	3.74
	94 =	DON'T KNOW.....	60	0.11
	97 =	REFUSED.....	9	0.02
	98 =	BLANK (NO ANSWER).....	356	0.64
	99 =	LEGITIMATE SKIP.....	48857	88.40

How old were you?

ADPBAGE¹	Len: 3	AGE WHEN FIRST 2+ WK PERIOD OF TIME STARTED	Freq	Pct
		RANGE = 1 - 87.....	5808	10.51
		985 = BAD DATA Logically assigned.....	3	0.01
		994 = DON'T KNOW.....	220	0.40
		997 = REFUSED.....	18	0.03
		998 = BLANK (NO ANSWER).....	365	0.66
		999 = LEGITIMATE SKIP.....	48857	88.40

In your entire life, how many times did you feel [FEELNOUN] for two weeks or longer while also having some of the other problems we asked about?

If you are not sure of your answer, just make your best guess.

ADPBNUM¹	Len: 4	# TIMES FELT THIS WAY FOR 2 WKS/LNGR DURING LIFE	Freq	Pct
		RANGE = 1 - 1000.....	5469	9.89
		9994 = DON'T KNOW.....	533	0.96
		9997 = REFUSED.....	56	0.10
		9998 = BLANK (NO ANSWER).....	356	0.64
		9999 = LEGITIMATE SKIP.....	48857	88.40

In the past 12 months, did you have a period of time when you felt [FEELNOUN] for two weeks or longer while also having some of the other problems we asked about?

ADPB2WK¹	Len: 2	FELT THIS 2 WKS+ W/OTH PRBS DURING PAST 12 MOS	Freq	Pct
	1 =	Yes.....	3226	5.84
	2 =	No.....	2751	4.98
	94 =	DON'T KNOW.....	59	0.11
	97 =	REFUSED.....	22	0.04
	98 =	BLANK (NO ANSWER).....	356	0.64
	99 =	LEGITIMATE SKIP.....	48857	88.40

ADULT DEPRESSION

NOTE: Beginning with the 2008 survey, the questions corresponding to the variables ADPSHMG1, ADPSWORK, ADPSRELS, and ADPSOC no longer allow respondents to choose the category 95 (ACTIVITY DOES NOT APPLY).

Think about the time in the past 12 months when [NUMPROBS] with your mood [WASWERE] most severe.

Using the 0 to 10 scale shown below, where 0 means no interference and 10 means very severe interference, select the number that describes how much [NUMPROBS] interfered with your ability to do each of the following activities during that period. You can use any number between 0 and 10 to answer.

How much did your [FEELNOUN] interfere with your ability to do home management task, like cleaning, shopping, and working around the house, apartment, or yard?

ADPSHMG1	Len: 2	HOW MUCH DID FEELINGS INTERFERE WITH HOME MNGMT	Freq	Pct
		0 = No Interference.....	111	0.20
		1 = Mild - 1.....	109	0.20
		2 = Mild - 2.....	166	0.30
		3 = Mild - 3.....	255	0.46
		4 = Moderate - 4.....	297	0.54
		5 = Moderate - 5.....	525	0.95
		6 = Moderate - 6.....	466	0.84
		7 = Severe - 7.....	440	0.80
		8 = Severe - 8.....	394	0.71
		9 = Severe - 9.....	182	0.33
		10 = Very Severe Interference.....	265	0.48
		94 = DON'T KNOW.....	9	0.02
		97 = REFUSED.....	7	0.01
		98 = BLANK (NO ANSWER).....	437	0.79
		99 = LEGITIMATE SKIP.....	51608	93.37

During that time in the past 12 months when your [FEELNOUN] was most severe, how much did this interfere with your ability to work?

You can use any number between 0 and 10 to answer.

ADPSWORK	Len: 2	HOW MUCH DID FEELING INTERFERE WITH ABLTY TO WORK	Freq	Pct
		0 = No Interference.....	290	0.52
		1 = Mild - 1.....	187	0.34
		2 = Mild - 2.....	254	0.46
		3 = Mild - 3.....	365	0.66
		4 = Moderate - 4.....	292	0.53
		5 = Moderate - 5.....	432	0.78
		6 = Moderate - 6.....	324	0.59
		7 = Severe - 7.....	289	0.52
		8 = Severe - 8.....	259	0.47
		9 = Severe - 9.....	182	0.33
		10 = Very Severe Interference.....	318	0.58
		94 = DON'T KNOW.....	21	0.04
		97 = REFUSED.....	13	0.02
		98 = BLANK (NO ANSWER).....	437	0.79
		99 = LEGITIMATE SKIP.....	51608	93.37

ADULT DEPRESSION

How much did your [FEELNOUN] interfere with your ability to form and maintain close relationships with other people during that period of time?

You can use any number between 0 and 10 to answer.

ADPSRELS¹	Len: 2	HOW MUCH DID FEELING INTERFERE WITH RELATIONSHIPS	Freq	Pct
		0 = No Interference.....	150	0.27
		1 = Mild - 1.....	98	0.18
		2 = Mild - 2.....	156	0.28
		3 = Mild - 3.....	281	0.51
		4 = Moderate - 4.....	284	0.51
		5 = Moderate - 5.....	458	0.83
		6 = Moderate - 6.....	418	0.76
		7 = Severe - 7.....	406	0.73
		8 = Severe - 8.....	372	0.67
		9 = Severe - 9.....	257	0.46
		10 = Very Severe Interference.....	323	0.58
		94 = DON'T KNOW.....	12	0.02
		97 = REFUSED.....	11	0.02
		98 = BLANK (NO ANSWER).....	437	0.79
		99 = LEGITIMATE SKIP.....	51608	93.37

How much did [NUMPROBS] interfere with your ability to have a social life during that period of time?

You can use any number between 0 and 10 to answer.

ADPSSOC¹	Len: 2	HOW MUCH DID FEELINGS INTERFERE WITH SOCIAL LIFE	Freq	Pct
		0 = No Interference.....	106	0.19
		1 = Mild - 1.....	79	0.14
		2 = Mild - 2.....	137	0.25
		3 = Mild - 3.....	236	0.43
		4 = Moderate - 4.....	239	0.43
		5 = Moderate - 5.....	388	0.70
		6 = Moderate - 6.....	398	0.72
		7 = Severe - 7.....	408	0.74
		8 = Severe - 8.....	459	0.83
		9 = Severe - 9.....	347	0.63
		10 = Very Severe Interference.....	412	0.75
		94 = DON'T KNOW.....	8	0.01
		97 = REFUSED.....	9	0.02
		98 = BLANK (NO ANSWER).....	437	0.79
		99 = LEGITIMATE SKIP.....	51608	93.37

NOTE: Beginning with the 2008 survey, respondents who answered "don't know" or "refused" to questions corresponding to the variables ADPSHMG, ADPSWORK, ADPSRELS, and ADPSSOC are no longer asked the question corresponding to ADPSDAYS unless they entered a response of 1 to 10 in at least one of the other questions corresponding to ADPSHMG through ADPSSOC.

About how many days out of 365 in the past 12 months were you totally unable to work or carry out your normal activities because of your [FEELNOUN]?

You can use any number between 0 and 365 to answer

ADPSDAYS¹	Len: 3	# DYS UNABLE TO WORK/CARRY OUT DLY ACT PST 12 MOS	Freq	Pct
		RANGE = 0 - 365.....	3085	5.58
		994 = DON'T KNOW.....	107	0.19
		997 = REFUSED.....	12	0.02
		998 = BLANK (NO ANSWER).....	443	0.80
		999 = LEGITIMATE SKIP.....	51624	93.40

ADULT DEPRESSION

Here is a list of professionals some people talk to about the problems we have been asking about:

- General practitioner or family doctor
- Other medical doctor like a cardiologist, gynecologist, urologist
- Psychologist
- Psychiatrist or psychotherapist
- Social Worker
- Counselor
- Other mental health professional, like a mental health nurse
- A nurse, occupational therapist, or other health professional
- A religious or spiritual advisor like a minister, priest, or rabbi
- Another healer, like an herbalist, chiropractor, acupuncturist, or massage therapist

At any time in the past 12 months, did you see or talk to a medical doctor or other professional about your [FEELNOUN]?

ADSEEDOC¹	Len: 2	SEE/TALK TO DR/OTH PROF ABT FEELINGS PAST 12 MOS	Freq	Pct
	1 =	Yes	2620	4.74
	2 =	No.....	3421	6.19
	94 =	DON'T KNOW.....	8	0.01
	97 =	REFUSED	9	0.02
	98 =	BLANK (NO ANSWER).....	356	0.64
	99 =	LEGITIMATE SKIP	48857	88.40

During the past 12 months, which professionals did you see or talk to about [NUMPROBS] with your mood?

ADFAMDOC¹	Len: 2	GEN/FAM DOC TALKED W/ABT FEELINGS PAST 12 MOS	Freq	Pct
	1 =	Response entered	1401	2.53
	3 =	Response entered LOGICALLY ASSIGNED.....	1	0.00
	6 =	Response not entered.....	1210	2.19
	94 =	DON'T KNOW.....	4	0.01
	97 =	REFUSED	13	0.02
	98 =	BLANK (NO ANSWER).....	364	0.66
	99 =	LEGITIMATE SKIP	52278	94.58

ADOTHDOC¹	Len: 2	OTH DR TALKED W/ABOUT FEELINGS PAST 12 MOS	Freq	Pct
	1 =	Response entered	248	0.45
	3 =	Response entered LOGICALLY ASSIGNED.....	10	0.02
	6 =	Response not entered.....	2354	4.26
	94 =	DON'T KNOW.....	4	0.01
	97 =	REFUSED	13	0.02
	98 =	BLANK (NO ANSWER).....	364	0.66
	99 =	LEGITIMATE SKIP	52278	94.58

ADPSYCH¹	Len: 2	PSYCHOLOGIST TALKED W/ABOUT FEELINGS PAST 12 MOS	Freq	Pct
	1 =	Response entered	748	1.35
	6 =	Response not entered.....	1864	3.37
	94 =	DON'T KNOW.....	4	0.01
	97 =	REFUSED	13	0.02
	98 =	BLANK (NO ANSWER).....	364	0.66
	99 =	LEGITIMATE SKIP	52278	94.58

ADPSYMD¹	Len: 2	PSYCHIATRIST TALKED W/ABOUT FEELINGS PAST 12 MOS	Freq	Pct
	1 =	Response entered	867	1.57
	6 =	Response not entered.....	1745	3.16
	94 =	DON'T KNOW.....	4	0.01
	97 =	REFUSED	13	0.02
	98 =	BLANK (NO ANSWER).....	364	0.66
	99 =	LEGITIMATE SKIP	52278	94.58

ADULT DEPRESSION

ADSOCWRK¹	Len: 2	SOCIAL WORKER TALKED W/ABOUT FEELINGS PAST 12 MOS	Freq	Pct
	1 =	Response entered	270	0.49
	6 =	Response not entered.....	2342	4.24
	94 =	DON'T KNOW.....	4	0.01
	97 =	REFUSED	13	0.02
	98 =	BLANK (NO ANSWER).....	364	0.66
	99 =	LEGITIMATE SKIP	52278	94.58
ADCOUNS¹	Len: 2	COUNSELOR TALKED W/ABOUT FEELINGS PAST 12 MOS	Freq	Pct
	1 =	Response entered	751	1.36
	3 =	Response entered LOGICALLY ASSIGNED.....	2	0.00
	6 =	Response not entered.....	1859	3.36
	94 =	DON'T KNOW.....	4	0.01
	97 =	REFUSED	13	0.02
	98 =	BLANK (NO ANSWER).....	364	0.66
	99 =	LEGITIMATE SKIP	52278	94.58
ADOTMHP¹	Len: 2	MENTAL PROF TALKED W/ABOUT FEELINGS PAST 12 MOS	Freq	Pct
	1 =	Response entered	203	0.37
	6 =	Response not entered.....	2409	4.36
	94 =	DON'T KNOW.....	4	0.01
	97 =	REFUSED	13	0.02
	98 =	BLANK (NO ANSWER).....	364	0.66
	99 =	LEGITIMATE SKIP	52278	94.58
ADNURSE¹	Len: 2	NURSE ETC.TALKED W/ABOUT FEELINGS PAST 12 MOS	Freq	Pct
	1 =	Response entered	150	0.27
	3 =	Response entered LOGICALLY ASSIGNED.....	3	0.01
	6 =	Response not entered.....	2459	4.45
	94 =	DON'T KNOW.....	4	0.01
	97 =	REFUSED	13	0.02
	98 =	BLANK (NO ANSWER).....	364	0.66
	99 =	LEGITIMATE SKIP	52278	94.58
ADRELIG¹	Len: 2	RELIGIOUS ADVSR TLKED W/ABOUT FEELINGS PST 12 MOS	Freq	Pct
	1 =	Response entered	402	0.73
	3 =	Response entered LOGICALLY ASSIGNED.....	1	0.00
	6 =	Response not entered.....	2209	4.00
	94 =	DON'T KNOW.....	4	0.01
	97 =	REFUSED	13	0.02
	98 =	BLANK (NO ANSWER).....	364	0.66
	99 =	LEGITIMATE SKIP	52278	94.58
ADHERBAL¹	Len: 2	HERBALIST TALKED W/ABOUT FEELINGS PAST 12 MOS	Freq	Pct
	1 =	Response entered	127	0.23
	6 =	Response not entered.....	2485	4.50
	94 =	DON'T KNOW.....	4	0.01
	97 =	REFUSED	13	0.02
	98 =	BLANK (NO ANSWER).....	364	0.66
	99 =	LEGITIMATE SKIP	52278	94.58
ADOTHLP¹	Len: 2	OTH HELP PROF TALKED W/ABOUT FEELINGS PAST 12 MOS	Freq	Pct
	1 =	Response entered	80	0.14
	6 =	Response not entered.....	2532	4.58
	94 =	DON'T KNOW.....	4	0.01
	97 =	REFUSED	13	0.02
	98 =	BLANK (NO ANSWER).....	364	0.66
	99 =	LEGITIMATE SKIP	52278	94.58

ADULT DEPRESSION

Are you currently receiving professional treatment or counseling for [NUMPROBS] with your mood?

ADTMTNOW¹	Len: 2	CURRENTLY RCVNG PROF TREATMENT/COUNSLG FOR MOOD	Freq	Pct
	1 =	Yes	1503	2.72
	2 =	No.....	1112	2.01
	94 =	DON'T KNOW.....	3	0.01
	97 =	REFUSED	11	0.02
	98 =	BLANK (NO ANSWER).....	364	0.66
	99 =	LEGITIMATE SKIP	52278	94.58

During the past 12 months, did you take prescription medication that was prescribed for [NUMPROBS]?

ADRX12MO¹	Len: 2	TAKE PRES MEDS PRESCRIBED FOR MOOD PAST 12 MONTHS	Freq	Pct
	1 =	Yes	2320	4.20
	2 =	No.....	3728	6.74
	94 =	DON'T KNOW.....	2	0.00
	97 =	REFUSED	8	0.01
	98 =	BLANK (NO ANSWER).....	356	0.64
	99 =	LEGITIMATE SKIP	48857	88.40

Are you currently taking prescription medication that was prescribed for [NUMPROBS]?

ADRXNOW¹	Len: 2	CURRENTLY TAKING PRESC MEDS PRESCRIBED FOR MOOD	Freq	Pct
	1 =	Yes	1948	3.52
	2 =	No.....	372	0.67
	97 =	REFUSED	8	0.01
	98 =	BLANK (NO ANSWER).....	358	0.65
	99 =	LEGITIMATE SKIP	52585	95.14

During the past 12 months, how much has this prescription medication helped you?

ADRXHLP¹	Len: 2	HOW MUCH HAS PRESC MEDS FOR MOOD HELPED PST 12 MO	Freq	Pct
	1 =	Not at all	131	0.24
	2 =	A little.....	224	0.41
	3 =	Some	606	1.10
	4 =	A lot	837	1.51
	5 =	Extremely.....	516	0.93
	94 =	DON'T KNOW.....	5	0.01
	97 =	REFUSED	9	0.02
	98 =	BLANK (NO ANSWER).....	358	0.65
	99 =	LEGITIMATE SKIP	52585	95.14

During the past 12 months, how much has treatment or counseling helped you?

ADTMTHLP¹	Len: 2	HOW MUCH HAS TRMT/COUNSLG HELPED PST 12 MOS	Freq	Pct
	1 =	Not at all	335	0.61
	2 =	A little.....	412	0.75
	3 =	Some	647	1.17
	4 =	A lot	765	1.38
	5 =	Extremely.....	420	0.76
	94 =	DON'T KNOW.....	30	0.05
	97 =	REFUSED	20	0.04
	98 =	BLANK (NO ANSWER).....	364	0.66
	99 =	LEGITIMATE SKIP	52278	94.58

RECODED ADULT DEPRESSION

RECODED ADULT DEPRESSION

NOTE: The variables in this section are recoded variables that were created from one or more of the edited variables from the preceding section.

NOTE: Certain source variables that were used to create recoded variables have valid values that might not have been reported or assigned for the current survey year. However, these values have been included in the general specifications in the codebook on how the recoded variables were created. See additional details about this issue in the Organization of the Data File section of this codebook introduction.

NOTE: The following variable, AMDELT, identifies an adult as having a major depressive episode (MDE) in their lifetime and AMDEYR identifies an adult as having MDE in the prior year. Due to questionnaire changes in 2008, these MDE variables are not directly comparable to MDE variables from 2004 to 2008. Adjusted lifetime and past year MDE variables (AJAMDELT and AJAMDEYR) were developed to allow comparisons of adult MDE data across years beginning with 2005 and continuing through 2008 and later years. Adjusted variables were not created for 2004. The youth MDE variables continue to remain comparable between 2004 and 2012. Specific details about the analysis of MDE data can be found in the Recoded Depression Variable Documentation Appendix.

A respondent was classified as having a major depressive episode (MDE) in their lifetime, AMDELT=1, if they reported experiencing at least five out of the nine criteria used to define an adult as having had MDE in their lifetime, where at least one of the criteria is a depressed mood or loss of interest or pleasure in daily activities (ADSMDEA=1).

An adult was classified as NOT having a major depressive episode (MDE) in their lifetime, AMDELT=2, if they met either of these conditions:

1. Reported experiencing fewer than 5 out of the 9 criteria used to define an adult as having had MDE in their lifetime (ADSMDEA=2).
2. If the number of criteria used to define an adult as having had MDE in their lifetime is unknown (ADSMDEA=98) and the respondent reported at least one of the following:
 - i. Never having had a period of time lasting several days or longer when felt sad, empty, or depressed (ADDPREV=2), discouraged about how things were going in life (ADDSCEV=2), and lost interest in most things usually enjoyable (ADLOSEV=2).
 - ii. Experienced the feelings in (i), but they did not last most of the day, nearly every day for two weeks or longer (ADLSI2WK=2) or (ADDP2WK=2).
 - iii. Experienced the feelings in (i) most of the day, nearly every day for two weeks or longer, but the feelings lasted less than an hour when mood was most severe and frequent (ADWRHRS=1).
 - iv. Experienced the feelings in (i) most of the day, nearly every day for two weeks or longer for at least an hour during those times when mood was most severe and frequent, but emotional distress was mild (ADWRDST=1), there was never a time when emotional distress was so severe that you could not be cheered up (ADWRCHR=4), and there was never a time when your emotional distress was so severe that you could not carry out your daily activities (ADWRIMP=4).
 - v. Experienced the feelings in (i) most of the day, nearly every day for two weeks or longer for at least an hour and the severe distress were more than mild or at some point could not be cheered up or could not carry out daily activities, but never had any other problems during those weeks, such as changes in sleep, appetite, energy, the ability to concentrate and remember, or feelings of low self-worth (ADPPROB=2).

AMDELT	Len: 1	ADULT: LIFETIME MAJOR DEPRESSIVE EPISODE (MDE)	Freq	Pct
.		= Aged 12-17/Unknown (Otherwise)	13986	25.30
1		= Yes (ADSMDEA=1).....	5916	10.70
2		= No (See comment above)	35369	63.99

AMDEYR	Len: 1	ADULT: PAST YEAR MAJOR DEPRESSIVE EPISODE (MDE)	Freq	Pct
.		= Aged 12-17/Unknown (Otherwise)	14066	25.45
1		= Yes (AMDELT=1 & ADPB2WK=1)	3186	5.76
2		= No (AMDELT=2 or [AMDELT=1 & ADPB2WK=2])	38019	68.79

The following adult MDE variable, AMDEY2_U, is used in the 2012 mental illness prediction model. It is defined differently than AMDEYR which is used in the Mental Health Detailed Tables. See the mental illness variables in the Recoded Mental Health section of this codebook and the Recoded Mental Health Module Variable Documentation Appendix for more details on the 2012 mental illness prediction model.

AMDEY2_U	Len: 1	ADULT PAST YEAR MDE - 'UNKNOWN' IMPUTED AS 'NO'	Freq	Pct
.		= Aged 12-17 (AGE2<7)	13600	24.61
0		= No/Unknown (AGE2>=7 and AMDEYR=.,2).....	38485	69.63
1		= Yes (AGE2>=7 and AMDEYR=1).....	3186	5.76

RECODED ADULT DEPRESSION

NOTE: The following 25 variables are among all adult respondents who were asked the respective questions and are not confined to those respondents who were ultimately classified as having a Major Depressive Episode (MDE) in their lifetime or past year. To produce estimates among adults with MDE, the analysis will need to be restricted by either the lifetime MDE variable (AMDELT) or the past year MDE variable (AMDEYR).

ATXMDEYR	Len: 1	ADULT: SAW OR TALK TO MD/PROF FOR MDE IN PAST YEAR	Freq	Pct
	.	= Aged 12-17/Unknown (Otherwise)	49230	89.07
	0	= No (ADSEEDOC=2).....	3421	6.19
	1	= Yes (ADSEEDOC=1).....	2620	4.74

ARXMDEYR	Len: 1	ADULT: USED RX MEDICATION FOR MDE IN PAST YEAR	Freq	Pct
	.	= Aged 12-17/Unknown (Otherwise)	49223	89.06
	0	= No (ADRX12MO=2).....	3728	6.74
	1	= Yes (ADRX12MO=1).....	2320	4.20

In the following variable, AMDETXRX, an adult is defined as having received treatment/counseling if he/she saw or talked to a medical doctor or other professional for MDE.

AMDETXRX	Len: 1	ADULT: RCVD TRT/CNSLG OR RX MED FOR MDE IN PST YR	Freq	Pct
	.	= Aged 12-17/Unknown (Otherwise)	49224	89.06
	0	= No (ATXMDEYR=0 and ARXMDEYR=0).....	2980	5.39
	1	= Yes (ATXMDEYR=1 or ARXMDEYR=1).....	3067	5.55

ADOCMDE	Len: 1	ADULT: SAW/TALK TO GEN PRAC/FAM MD ABOUT MDE IN PY	Freq	Pct
	.	= Aged 12-17/Unknown/Legitimate Skip (Otherwise)	49238	89.08
	0	= No (ADSEEDOC=2 or ADFAMDOC=6).....	4631	8.38
	1	= Yes (ADFAMDOC=1,3).....	1402	2.54

AOMDMDE	Len: 1	ADULT: SAW/TALK TO OTHER MD ABOUT MDE IN PAST YEAR	Freq	Pct
	.	= Aged 12-17/Unknown/Legitimate Skip (Otherwise)	49238	89.08
	0	= No (ADSEEDOC=2 or ADOTHDOC=6).....	5775	10.45
	1	= Yes (ADOTHDOC=1,3).....	258	0.47

APSY1MDE	Len: 1	ADULT: SAW/TALK TO PSYCHOLOGIST ABT MDE IN PST YR	Freq	Pct
	.	= Aged 12-17/Unknown/Legitimate Skip (Otherwise)	49238	89.08
	0	= No (ADSEEDOC=2 or ADPSYCH=6).....	5285	9.56
	1	= Yes (ADPSYCH=1,3).....	748	1.35

APSY2MDE	Len: 1	ADULT: SAW/TALK TO PSYCHIATRIST ABT MDE IN PST YR	Freq	Pct
	.	= Aged 12-17/Unknown/Legitimate Skip (Otherwise)	49238	89.08
	0	= No (ADSEEDOC=2 or ADPSYMD=6).....	5166	9.35
	1	= Yes (ADPSYMD=1,3).....	867	1.57

ASOCMDE	Len: 1	ADULT: SAW/TALK TO SOCIAL WORKER ABOUT MDE IN PY	Freq	Pct
	.	= Aged 12-17/Unknown/Legitimate Skip (Otherwise)	49238	89.08
	0	= No (ADSEEDOC=2 or ADSOCWRK=6).....	5763	10.43
	1	= Yes (ADSOCWRK=1,3).....	270	0.49

ACOUNMDE	Len: 1	ADULT: SAW/TALK TO COUNSELOR ABOUT MDE IN PAST YR	Freq	Pct
	.	= Aged 12-17/Unknown/Legitimate Skip (Otherwise)	49238	89.08
	0	= No (ADSEEDOC=2 or ADCOUNS=6).....	5280	9.55
	1	= Yes (ADCOUNS=1,3).....	753	1.36

RECODED ADULT DEPRESSION

AOMHMDE	Len: 1	ADULT: SAW/TALK TO OTH MENT HLTH PROF ABT MDE-PY	Freq	Pct
	.	= Aged 12-17/Unknown/Legitimate Skip (Otherwise)	49238	89.08
	0	= No (ADSEEDOC=2 or [ADOTHMHP=6 & No Writ-in Enter])	5827	10.54
	1	= Yes (ADOTHMHP=1,3 or Write-in Response Entered).....	206	0.37

ANURSMDE	Len: 1	ADULT: SAW/TALK TO NURSE/OCC THERA ABOUT MDE IN PY	Freq	Pct
	.	= Aged 12-17/Unknown/Legitimate Skip (Otherwise)	49238	89.08
	0	= No (ADSEEDOC=2 or ADNURSE=6)	5880	10.64
	1	= Yes (ADNURSE=1,3).....	153	0.28

ARELMDE	Len: 1	ADULT: SAW/TALK TO RELIG ADVISOR ABOUT MDE IN PY	Freq	Pct
	.	= Aged 12-17/Unknown/Legitimate Skip (Otherwise)	49238	89.08
	0	= No (ADSEEDOC=2 or ADRELIG=6)	5630	10.19
	1	= Yes (ADRELIG=1,3)	403	0.73

AHBCHMDE	Len: 1	ADULT: SAW/TALK TO ANOTHER HEALER ABOUT MDE IN PY	Freq	Pct
	.	= Aged 12-17/Unknown/Legitimate Skip (Otherwise)	49238	89.08
	0	= No (ADSEEDOC=2 or ADHERBAL=6).....	5906	10.69
	1	= Yes (ADHERBAL=1,3).....	127	0.23

The following variable, AOTHMDE, defines an adult as having seen or talked to another professional about MDE during the past year if s/he entered a valid write-in response other than the responses that matched existing categories.

An adult was classified as NOT having seen or talked to another professional about MDE during the past year, AOTHMDE=0, if s/he met either of these conditions:

1. Reported NOT seeing or talking to a medical doctor or other professional during the past year (ADSEEDOC=2).
2. Response not entered for whether other mental health professional was seen or talked to during the past year (ADOTHHLP=6).
3. Write-in response entered matched an existing category.

AOTHMDE	Len: 1	ADULT: SAW/TALK TO OTHER PROF ABOUT MDE IN PST YR	Freq	Pct
	.	= Aged 12-17/Unknwn/Legit Skip/Invalid Spec. Resp.....	49264	89.13
	0	= No (See comment above)	5983	10.82
	1	= Yes (See comment above).....	24	0.04

The following variable, AHLTMDE, indicates whether an adult reported seeing or talking to a health professional about MDE in the past year. Adults were classified as having seen or talked to a health professional, AHLTMDE=1, if they reported seeing or talking to any of the following professionals: general practitioner or family doctor (ADOCMDE=1); other medical doctor (AOMDMDE=1); psychologist (APSY1MDE=1); psychiatrist or psychotherapist (APSY2MDE=1); social worker (ASOCMDE=1); counselor (ACOUNMDE=1); other mental health professional (AOMHMDE=1); or nurse, occupational therapist, or other health professional (ANURSMDE=1). Respondents were classified as having not seen or talked to a health professional, AHLTMDE=0, if they reported not seeing or talking to all of the professionals listed above (source variable=0).

AHLTMDE	Len: 1	ADULT: SAW/TALK TO HEALTH PROF ABOUT MDE IN PST YR	Freq	Pct
	.	= Aged 12-17/Unknown (Otherwise)	49238	89.08
	0	= No (See comment above)	3552	6.43
	1	= Yes (See comment above).....	2481	4.49

The following variable, AALTMDE, indicates whether an adult reported seeing or talking to an alternative service professional about MDE in the past year. Adults were classified as having seen or talked to an alternative service professional, AALTMDE=1, if they reported seeing or talking to any of the following professionals: religious or spiritual advisor (ARELMDE=1); or herbalist, chiropractor, acupuncturist, or massage therapist (AHBCHMDE=1). Respondents were classified as having not seen or talked to an alternative service professional, AALTMDE=0, if they reported not seeing or talking to all of the professionals listed above (source variable=0).

AALTMDE	Len: 1	ADULT: SAW/TALK TO ALT SERV PROF ABOUT MDE IN PY	Freq	Pct
	.	= Aged 12-17/Unknown (Otherwise)	49238	89.08
	0	= No (See comment above)	5535	10.01
	1	= Yes (See comment above).....	498	0.90

RECODED ADULT DEPRESSION

AMDEHPRX	Len: 1	ADULT: SAW HEALTH PROF OR RX MED FOR MDE IN PST YR	Freq	Pct
	.	= Aged 12-17/Unknown (Otherwise)	49229	89.07
	0	= No (AHLTMDE=0 and ARXMDEYR=0).....	3100	5.61
	1	= Yes (AHLTMDE=1 or ARXMDEYR=1)	2942	5.32

AMDEHPO	Len: 1	ADULT: SAW HEALTH PROF ONLY FOR MDE IN PAST YEAR	Freq	Pct
	.	= Aged 12-17/Unknown (Otherwise)	49229	89.07
	0	= No (AHLTMDE=0 or ARXMDEYR=1).....	5420	9.81
	1	= Yes (AHLTMDE=1 and ARXMDEYR=0)	622	1.13

AMDERXO2	Len: 1	ADULT: RCVD RX MED, NO HEALTH PROF FOR MDE IN PY	Freq	Pct
	.	= Aged 12-17/Unknown (Otherwise)	49232	89.07
	0	= No (ARXMDEYR=0 or AHLTMDE=1).....	5587	10.11
	1	= Yes (ARXMDEYR=1 and AHLTMDE=0)	452	0.82

AMDEHARX	Len: 1	ADULT: SAW HEALTH PROF AND RX MED FOR MDE IN PY	Freq	Pct
	.	= Aged 12-17/Unknown (Otherwise)	49232	89.07
	0	= No (AHLTMDE=0 or ARXMDEYR=0).....	4180	7.56
	1	= Yes (AHLTMDE=1 and ARXMDEYR=1)	1859	3.36

NOTE: The following four variables make up the four role domains (home management, work, close relationships with others, and social life) of the Sheehan Disability Scale (SDS), which measures the impact of a disorder on a adult's life.

ASDSHOM2	Len: 1	ADULT: MDE ROLE IMPAIRMENT - HOME MANAGEMENT	Freq	Pct
	.	= Aged 12-17/Unkn/Legit Skip (Otherwise)	52061	94.19
	1	= None (ADPSHMG=0).....	111	0.20
	2	= Mild (ADPSHMG=1,2,3).....	530	0.96
	3	= Moderate (ADPSHMG=4,5,6)	1288	2.33
	4	= Severe (ADPSHMG=7,8,9).....	1016	1.84
	5	= Very Severe (ADPSHMG=10).....	265	0.48

ASDSWRK2	Len: 1	ADULT: MDE ROLE IMPAIRMENT - ABILITY TO WORK	Freq	Pct
	.	= Aged 12-17/Unkn/Legit Skip (Otherwise)	52079	94.22
	1	= None (ADPSWORK=0).....	290	0.52
	2	= Mild (ADPSWORK=1,2,3).....	806	1.46
	3	= Moderate (ADPSWORK=4,5,6).....	1048	1.90
	4	= Severe (ADPSWORK=7,8,9).....	730	1.32
	5	= Very Severe (ADPSWORK=10).....	318	0.58

ASDSREL2	Len: 1	ADULT: MDE ROLE IMPAIRMENT - CLOSE RELATIONSHIPS	Freq	Pct
	.	= Aged 12-17/Unkn/Legit Skip (Otherwise)	52068	94.20
	1	= None (ADPSRELS=0).....	150	0.27
	2	= Mild (ADPSRELS=1,2,3).....	535	0.97
	3	= Moderate (ADPSRELS=4,5,6)	1160	2.10
	4	= Severe (ADPSRELS=7,8,9).....	1035	1.87
	5	= Very Severe (ADPSRELS=10).....	323	0.58

ASDSSOC2	Len: 1	ADULT: MDE ROLE IMPAIRMENT - SOCIAL LIFE	Freq	Pct
	.	= Aged 12-17/Unkn/Legit Skip (Otherwise)	52062	94.19
	1	= None (ADPSSOC=0).....	106	0.19
	2	= Mild (ADPSSOC=1,2,3)	452	0.82
	3	= Moderate (ADPSSOC=4,5,6).....	1025	1.85
	4	= Severe (ADPSSOC=7,8,9).....	1214	2.20
	5	= Very Severe (ADPSSOC=10)	412	0.75

RECODED ADULT DEPRESSION

The following variable, ASDSOVL2, is assigned the maximum level of interference over the four role domains of SDS: home management (ASDSHOM2), ability to work (ASDSWRK2), close relationships (ASDSREL2), and social life (ASDSSOC2).

ASDSOVL2	Len: 1	ADULT: MAX SEVERITY LEVEL OF MDE ROLE IMPAIRMENT	Freq	Pct
	.	= Aged 12-17/Unknown/Legitimate Skip (Otherwise)	52051	94.17
	1	= None (See comment above)	16	0.03
	2	= Mild (See comment above)	201	0.36
	3	= Moderate (See comment above)	925	1.67
	4	= Severe (See comment above)	1403	2.54
	5	= Very Severe (See comment above)	675	1.22

The following variable, AMDEIMP, is derived from the maximum severity level of MDE role impairment (ASDSOVL2) and is restricted to adults with past year MDE (AMDEYR).

AMDEIMP	Len: 1	ADULT: MDE WITH SEVERE ROLE IMPAIRMENT	Freq	Pct
	.	= Aged 12-17/Unknown (Otherwise)	14070	25.46
	1	= Yes (AMDEYR=1 and ASDSOVL2=4,5)	2067	3.74
	2	= No (AMDEYR=2 or ASDSOVL2=1,2,3)	39134	70.80

YOUTH MENTAL HEALTH TREATMENT

The values in the section may be inconsistent with values from the core section(s). Items in this section were edited when respondents legitimately skipped out of these items based on prior answers in the core section(s). Otherwise, non-core items generally were not edited to make them consistent with core items, and core items were not edited to make them consistent with non-core items. This note applies to variables in this section marked by a ¹.

These next questions are about treatment and counseling for problems with your behaviors or emotions that were not caused by alcohol or drugs.

During the past 12 months, have you stayed overnight or longer in any type of hospital to receive treatment or counseling for emotional or behavioral problems that were not caused by alcohol or drugs?

YUHOSPYR¹	Len: 2	STAY OVNT IN HOSP FOR EMOT TRMT PST 12 MOS	Freq	Pct
		1 = Yes	316	0.57
		2 = No.....	13166	23.82
		85 = BAD DATA Logically assigned	7	0.01
		94 = DON'T KNOW.....	69	0.12
		97 = REFUSED	39	0.07
		98 = BLANK (NO ANSWER).....	3	0.01
		99 = LEGITIMATE SKIP	41671	75.39

During the past 12 months, how many nights altogether did you stay in a hospital to receive treatment or counseling for emotional or behavioral problems that were not caused by alcohol or drugs?

YUHOSPN2¹	Len: 3	# NIGHTS STAYED IN HOSP FOR EMOT TRMT PST 12 MOS	Freq	Pct
		RANGE = 1 - 30.....	280	0.51
		31 = 31 or more	10	0.02
		985 = BAD DATA Logically assigned	7	0.01
		994 = DON'T KNOW.....	14	0.03
		997 = REFUSED	51	0.09
		998 = BLANK (NO ANSWER).....	72	0.13
		999 = LEGITIMATE SKIP	54837	99.21

Think about the last time you stayed overnight or longer in a hospital to receive treatment or counseling for emotional or behavioral problems that were not caused by alcohol or drugs. What was the reason you were admitted there?

YUHOSUIC¹	Len: 2	STAYED IN HOSP BEC THOUGHT/TRIED TO KILL SELF	Freq	Pct
		1 = Response entered	140	0.25
		3 = Response entered LOGICALLY ASSIGNED.....	1	0.00
		6 = Response not entered.....	143	0.26
		85 = BAD DATA Logically assigned	7	0.01
		94 = DON'T KNOW.....	14	0.03
		97 = REFUSED	57	0.10
		98 = BLANK (NO ANSWER).....	72	0.13
		99 = LEGITIMATE SKIP	54837	99.21

YUHODEPR¹	Len: 2	STAYED IN HOSP BEC YOU FELT DEPRESSED	Freq	Pct
		1 = Response entered	138	0.25
		6 = Response not entered.....	146	0.26
		94 = DON'T KNOW.....	14	0.03
		97 = REFUSED	57	0.10
		98 = BLANK (NO ANSWER).....	79	0.14
		99 = LEGITIMATE SKIP	54837	99.21

YUHOFEAR¹	Len: 2	STAYED IN HOSP BEC YOU FELT AFRAID/TENSE	Freq	Pct
		1 = Response entered	46	0.08
		3 = Response entered LOGICALLY ASSIGNED.....	1	0.00
		6 = Response not entered.....	237	0.43
		94 = DON'T KNOW.....	14	0.03
		97 = REFUSED	57	0.10
		98 = BLANK (NO ANSWER).....	79	0.14
		99 = LEGITIMATE SKIP	54837	99.21

YOUTH MENTAL HEALTH TREATMENT

YUHOBKRU¹	Len: 2	STAYED IN HOSP BEC BREAKING RULES/ACTING OUT	Freq	Pct
	1 =	Response entered	36	0.07
	6 =	Response not entered.....	248	0.45
	94 =	DON'T KNOW.....	14	0.03
	97 =	REFUSED	57	0.10
	98 =	BLANK (NO ANSWER).....	79	0.14
	99 =	LEGITIMATE SKIP	54837	99.21

YUHOEATP¹	Len: 2	STAYED IN HOSP BEC YOU HAD EATING PROBS	Freq	Pct
	1 =	Response entered	30	0.05
	6 =	Response not entered.....	254	0.46
	94 =	DON'T KNOW.....	14	0.03
	97 =	REFUSED	57	0.10
	98 =	BLANK (NO ANSWER).....	79	0.14
	99 =	LEGITIMATE SKIP	54837	99.21

What was the other emotional or behavioral problem for which you last stayed overnight in a hospital?

YUHOANGR¹	Len: 2	STAYED IN HOSP BEC HAD TRBLE CONTRLNG ANGER	Freq	Pct
	1 =	Response entered	32	0.06
	6 =	Response not entered.....	250	0.45
	94 =	DON'T KNOW.....	14	0.03
	97 =	REFUSED	59	0.11
	98 =	BLANK (NO ANSWER).....	79	0.14
	99 =	LEGITIMATE SKIP	54837	99.21

YUHOHITE¹	Len: 2	STAYED IN HOSP BEC HAD GOTTEN INTO PHYS FIGHTS	Freq	Pct
	1 =	Response entered	10	0.02
	6 =	Response not entered.....	272	0.49
	94 =	DON'T KNOW.....	14	0.03
	97 =	REFUSED	59	0.11
	98 =	BLANK (NO ANSWER).....	79	0.14
	99 =	LEGITIMATE SKIP	54837	99.21

YUHOFMLY¹	Len: 2	STAYED IN HOSP BEC HAD PRBLMS AT HOME/FAMILY	Freq	Pct
	1 =	Response entered	21	0.04
	3 =	Response entered LOGICALLY ASSIGNED.....	2	0.00
	6 =	Response not entered.....	259	0.47
	94 =	DON'T KNOW.....	14	0.03
	97 =	REFUSED	59	0.11
	98 =	BLANK (NO ANSWER).....	79	0.14
	99 =	LEGITIMATE SKIP	54837	99.21

YUHOFRND¹	Len: 2	STAYED IN HOSP BEC HAD PRBLMS WITH FRIENDS	Freq	Pct
	1 =	Response entered	8	0.01
	6 =	Response not entered.....	274	0.50
	94 =	DON'T KNOW.....	14	0.03
	97 =	REFUSED	59	0.11
	98 =	BLANK (NO ANSWER).....	79	0.14
	99 =	LEGITIMATE SKIP	54837	99.21

YUHOOTPP¹	Len: 2	STAYED IN HOSP BEC HAD PRBLMS WITH OTHERS	Freq	Pct
	1 =	Response entered	12	0.02
	6 =	Response not entered.....	270	0.49
	94 =	DON'T KNOW.....	14	0.03
	97 =	REFUSED	59	0.11
	98 =	BLANK (NO ANSWER).....	79	0.14
	99 =	LEGITIMATE SKIP	54837	99.21

YOUTH MENTAL HEALTH TREATMENT

YUHOSCHL¹	Len: 2	STAYED IN HOSP BEC HAD PRBLMS AT SCHOOL	Freq	Pct
	1 =	Response entered	23	0.04
	3 =	Response entered LOGICALLY ASSIGNED	1	0.00
	6 =	Response not entered.....	258	0.47
	94 =	DON'T KNOW.....	14	0.03
	97 =	REFUSED	59	0.11
	98 =	BLANK (NO ANSWER).....	79	0.14
	99 =	LEGITIMATE SKIP	54837	99.21

YUHOSOR¹	Len: 2	STAYED IN HOSP FOR SOME OTHER REASON	Freq	Pct
	1 =	Response entered	68	0.12
	6 =	Response not entered.....	216	0.39
	94 =	DON'T KNOW.....	14	0.03
	97 =	REFUSED	57	0.10
	98 =	BLANK (NO ANSWER).....	79	0.14
	99 =	LEGITIMATE SKIP	54837	99.21

During the past 12 months, did you stay overnight or longer in a residential treatment center to receive treatment or counseling for emotional or behavioral problems that were not caused by alcohol or drugs?

YURSIDYR¹	Len: 2	STAYED IN RESID CTR FOR EMOT TRMT PST 12 MOS	Freq	Pct
	1 =	Yes	153	0.28
	2 =	No.....	13320	24.10
	85 =	BAD DATA Logically assigned	7	0.01
	94 =	DON'T KNOW.....	72	0.13
	97 =	REFUSED	45	0.08
	98 =	BLANK (NO ANSWER).....	3	0.01
	99 =	LEGITIMATE SKIP	41671	75.39

During the past 12 months, how many nights altogether did you stay in a residential treatment center to receive treatment for emotional or behavioral problems that were not caused by alcohol or drugs?

YURSIDN2¹	Len: 3	# NIGHTS IN RESID CTR FOR EMOT TRMT PST 12 MOS	Freq	Pct
	RANGE =	1 - 27.....	129	0.23
	31 =	31 or more	14	0.03
	985 =	BAD DATA Logically assigned	7	0.01
	994 =	DON'T KNOW.....	9	0.02
	997 =	REFUSED	46	0.08
	998 =	BLANK (NO ANSWER).....	75	0.14
	999 =	LEGITIMATE SKIP	54991	99.49

Think about the last time you stayed overnight or longer in a residential treatment center to receive treatment for emotional or behavioral problems that were not caused by alcohol or drugs. What was the reason you were admitted there?

YURSSUIC¹	Len: 2	STAYED IN RESID CTR BEC THOT/TRIED TO KILL SELF	Freq	Pct
	1 =	Response entered	80	0.14
	6 =	Response not entered.....	66	0.12
	85 =	BAD DATA Logically assigned	7	0.01
	94 =	DON'T KNOW.....	4	0.01
	97 =	REFUSED	48	0.09
	98 =	BLANK (NO ANSWER).....	75	0.14
	99 =	LEGITIMATE SKIP	54991	99.49

YURSDPR¹	Len: 2	STAYED IN RESID CTR BEC YOU FELT DEPRESSED	Freq	Pct
	1 =	Response entered	78	0.14
	3 =	Response entered LOGICALLY ASSIGNED	1	0.00
	6 =	Response not entered.....	67	0.12
	94 =	DON'T KNOW.....	4	0.01
	97 =	REFUSED	48	0.09
	98 =	BLANK (NO ANSWER).....	82	0.15
	99 =	LEGITIMATE SKIP	54991	99.49

YOUTH MENTAL HEALTH TREATMENT

YURSFEAR¹	Len: 2	STAYED IN RESID CTR BEC YOU FELT AFRAID/TENSE	Freq	Pct
	1 =	Response entered	25	0.05
	3 =	Response entered LOGICALLY ASSIGNED	1	0.00
	6 =	Response not entered.....	120	0.22
	94 =	DON'T KNOW.....	4	0.01
	97 =	REFUSED	48	0.09
	98 =	BLANK (NO ANSWER).....	82	0.15
	99 =	LEGITIMATE SKIP	54991	99.49

YURSBKRU¹	Len: 2	STAYED IN RESID CTR BEC BRKING RULES/ACT OUT	Freq	Pct
	1 =	Response entered	19	0.03
	6 =	Response not entered.....	127	0.23
	94 =	DON'T KNOW.....	4	0.01
	97 =	REFUSED	48	0.09
	98 =	BLANK (NO ANSWER).....	82	0.15
	99 =	LEGITIMATE SKIP	54991	99.49

YURSEATP¹	Len: 2	STAYED IN RESID CTR BEC YOU HAD EATING PROBS	Freq	Pct
	1 =	Response entered	16	0.03
	6 =	Response not entered.....	130	0.24
	94 =	DON'T KNOW.....	4	0.01
	97 =	REFUSED	48	0.09
	98 =	BLANK (NO ANSWER).....	82	0.15
	99 =	LEGITIMATE SKIP	54991	99.49

What was the other emotional or behavioral problem for which you last stayed overnight in a residential treatment center?

YURSANGR¹	Len: 2	STAYED IN RESID CTR BEC HAD TRBLE CONTRLNG ANGER	Freq	Pct
	1 =	Response entered	10	0.02
	6 =	Response not entered.....	136	0.25
	94 =	DON'T KNOW.....	4	0.01
	97 =	REFUSED	48	0.09
	98 =	BLANK (NO ANSWER).....	82	0.15
	99 =	LEGITIMATE SKIP	54991	99.49

YURSFITE¹	Len: 2	STAYED IN RESID CTR BEC HAD GOTN INTO PHYS FIGHTS	Freq	Pct
	1 =	Response entered	4	0.01
	6 =	Response not entered.....	142	0.26
	94 =	DON'T KNOW.....	4	0.01
	97 =	REFUSED	48	0.09
	98 =	BLANK (NO ANSWER).....	82	0.15
	99 =	LEGITIMATE SKIP	54991	99.49

YURSFMLY¹	Len: 2	STAYED IN RESID CTR BEC HAD PRBLMS AT HOME/FAMILY	Freq	Pct
	1 =	Response entered	9	0.02
	3 =	Response entered LOGICALLY ASSIGNED	1	0.00
	6 =	Response not entered.....	136	0.25
	94 =	DON'T KNOW.....	4	0.01
	97 =	REFUSED	48	0.09
	98 =	BLANK (NO ANSWER).....	82	0.15
	99 =	LEGITIMATE SKIP	54991	99.49

YURSFRND¹	Len: 2	STAYED IN RESID CTR BEC HAD PRBLMS WITH FRIENDS	Freq	Pct
	1 =	Response entered	4	0.01
	6 =	Response not entered.....	142	0.26
	94 =	DON'T KNOW.....	4	0.01
	97 =	REFUSED	48	0.09
	98 =	BLANK (NO ANSWER).....	82	0.15
	99 =	LEGITIMATE SKIP	54991	99.49

YOUTH MENTAL HEALTH TREATMENT

YURSOTPP¹	Len: 2	STAYED IN RESID CTR BEC HAD PRBLMS WITH OTHERS	Freq	Pct
	1 =	Response entered	3	0.01
	6 =	Response not entered.....	143	0.26
	94 =	DON'T KNOW.....	4	0.01
	97 =	REFUSED	48	0.09
	98 =	BLANK (NO ANSWER).....	82	0.15
	99 =	LEGITIMATE SKIP	54991	99.49

YURSSCHL¹	Len: 2	STAYED IN RESID CTR BEC HAD PRBLMS AT SCHOOL	Freq	Pct
	1 =	Response entered	6	0.01
	6 =	Response not entered.....	140	0.25
	94 =	DON'T KNOW.....	4	0.01
	97 =	REFUSED	48	0.09
	98 =	BLANK (NO ANSWER).....	82	0.15
	99 =	LEGITIMATE SKIP	54991	99.49

YURSSOR¹	Len: 2	STAYED IN RESID CTR FOR SOME OTHER REASON	Freq	Pct
	1 =	Response entered	20	0.04
	6 =	Response not entered.....	126	0.23
	94 =	DON'T KNOW.....	4	0.01
	97 =	REFUSED	48	0.09
	98 =	BLANK (NO ANSWER).....	82	0.15
	99 =	LEGITIMATE SKIP	54991	99.49

During the past 12 months, did you stay overnight or longer in foster care or in a therapeutic foster care home because you had emotional or behavioral problems that were not caused by alcohol or drugs?

YUFCARYR¹	Len: 2	SPENT TIME IN FOST CARE FOR EMOT PROB PST 12 MOS	Freq	Pct
	1 =	Yes	60	0.11
	2 =	No.....	13423	24.29
	85 =	BAD DATA Logically assigned.....	7	0.01
	94 =	DON'T KNOW.....	60	0.11
	97 =	REFUSED	47	0.09
	98 =	BLANK (NO ANSWER).....	3	0.01
	99 =	LEGITIMATE SKIP	41671	75.39

During the past 12 months, how many nights altogether did you stay in foster care or in a therapeutic foster care home because you had emotional or behavioral problems that were not caused by alcohol or drugs?

YUFCARN2¹	Len: 3	# NIGHTS IN FOST CARE FOR EMOT PROB PST 12 MOS	Freq	Pct
		RANGE = 1 - 30.....	44	0.08
		31 = 31 or more	12	0.02
		985 = BAD DATA Logically assigned.....	7	0.01
		994 = DON'T KNOW.....	3	0.01
		997 = REFUSED	48	0.09
		998 = BLANK (NO ANSWER).....	63	0.11
		999 = LEGITIMATE SKIP	55094	99.68

Think about the last time you stayed overnight or longer in foster care or in a therapeutic foster care home because you had emotional or behavioral problems that were not caused by alcohol or drugs. What was the reason you were placed there?

YUFCSUIC¹	Len: 2	STAYED IN FOST CARE BEC THOT/TRIED TO KILL SELF	Freq	Pct
	1 =	Response entered	16	0.03
	6 =	Response not entered.....	39	0.07
	85 =	BAD DATA Logically assigned.....	7	0.01
	94 =	DON'T KNOW.....	3	0.01
	97 =	REFUSED	49	0.09
	98 =	BLANK (NO ANSWER).....	63	0.11
	99 =	LEGITIMATE SKIP	55094	99.68

YOUTH MENTAL HEALTH TREATMENT

YUFCDEPR¹	Len: 2	STAYED IN FOST CARE BEC YOU FELT DEPRESSED	Freq	Pct
	1 =	Response entered	13	0.02
	3 =	Response entered LOGICALLY ASSIGNED	2	0.00
	6 =	Response not entered.....	40	0.07
	94 =	DON'T KNOW.....	3	0.01
	97 =	REFUSED	49	0.09
	98 =	BLANK (NO ANSWER).....	70	0.13
	99 =	LEGITIMATE SKIP	55094	99.68

YUFCFEAR¹	Len: 2	STAYED IN FOST CARE BEC YOU FELT AFRAID/TENSE	Freq	Pct
	1 =	Response entered	6	0.01
	6 =	Response not entered.....	49	0.09
	94 =	DON'T KNOW.....	3	0.01
	97 =	REFUSED	49	0.09
	98 =	BLANK (NO ANSWER).....	70	0.13
	99 =	LEGITIMATE SKIP	55094	99.68

YUFCBKRU¹	Len: 2	STAYED IN FOST CARE BEC BRKING RULES/ACT OUT	Freq	Pct
	1 =	Response entered	12	0.02
	6 =	Response not entered.....	43	0.08
	94 =	DON'T KNOW.....	3	0.01
	97 =	REFUSED	49	0.09
	98 =	BLANK (NO ANSWER).....	70	0.13
	99 =	LEGITIMATE SKIP	55094	99.68

YUFCPEATP¹	Len: 2	STAYED IN FOST CARE BEC YOU HAD EATING PROBS	Freq	Pct
	1 =	Response entered	2	0.00
	6 =	Response not entered.....	53	0.10
	94 =	DON'T KNOW.....	3	0.01
	97 =	REFUSED	49	0.09
	98 =	BLANK (NO ANSWER).....	70	0.13
	99 =	LEGITIMATE SKIP	55094	99.68

What was the other emotional or behavioral problem for which you last stayed overnight or longer in foster care or a therapeutic foster care home?

YUFCANGR¹	Len: 2	STAYED IN FOST CARE BEC HAD TRBLE CONTRLNG ANGER	Freq	Pct
	1 =	Response entered	6	0.01
	6 =	Response not entered.....	48	0.09
	94 =	DON'T KNOW.....	3	0.01
	97 =	REFUSED	50	0.09
	98 =	BLANK (NO ANSWER).....	70	0.13
	99 =	LEGITIMATE SKIP	55094	99.68

YUFCFITE¹	Len: 2	STAYED IN FOST CARE BEC HAD GOTN INTO PHYS FIGHTS	Freq	Pct
	6 =	Response not entered.....	54	0.10
	94 =	DON'T KNOW.....	3	0.01
	97 =	REFUSED	50	0.09
	98 =	BLANK (NO ANSWER).....	70	0.13
	99 =	LEGITIMATE SKIP	55094	99.68

YUFCFMLY¹	Len: 2	STAYED IN FOST CARE BEC HAD PRBLMS AT HOME/FAMILY	Freq	Pct
	1 =	Response entered	8	0.01
	3 =	Response entered LOGICALLY ASSIGNED	1	0.00
	6 =	Response not entered.....	45	0.08
	94 =	DON'T KNOW.....	3	0.01
	97 =	REFUSED	50	0.09
	98 =	BLANK (NO ANSWER).....	70	0.13
	99 =	LEGITIMATE SKIP	55094	99.68

YOUTH MENTAL HEALTH TREATMENT

YUFCFRND¹	Len: 2	STAYED IN FOST CARE BEC HAD PRBLMS WITH FRIENDS	Freq	Pct
	1 = Response entered		1	0.00
	6 = Response not entered.....		53	0.10
	94 = DON'T KNOW.....		3	0.01
	97 = REFUSED		50	0.09
	98 = BLANK (NO ANSWER).....		70	0.13
	99 = LEGITIMATE SKIP		55094	99.68

YUFCOTPP¹	Len: 2	STAYED IN FOST CARE BEC HAD PRBLMS WITH OTHERS	Freq	Pct
	1 = Response entered		1	0.00
	6 = Response not entered.....		53	0.10
	94 = DON'T KNOW.....		3	0.01
	97 = REFUSED		50	0.09
	98 = BLANK (NO ANSWER).....		70	0.13
	99 = LEGITIMATE SKIP		55094	99.68

YUFCSCHL¹	Len: 2	STAYED IN FOST CARE BEC HAD PRBLMS AT SCHOOL	Freq	Pct
	1 = Response entered		2	0.00
	6 = Response not entered.....		52	0.09
	94 = DON'T KNOW.....		3	0.01
	97 = REFUSED		50	0.09
	98 = BLANK (NO ANSWER).....		70	0.13
	99 = LEGITIMATE SKIP		55094	99.68

YUFCSOR¹	Len: 2	STAYED IN FOST CARE FOR SOME OTHER REASON	Freq	Pct
	1 = Response entered		7	0.01
	6 = Response not entered.....		48	0.09
	94 = DON'T KNOW.....		3	0.01
	97 = REFUSED		49	0.09
	98 = BLANK (NO ANSWER).....		70	0.13
	99 = LEGITIMATE SKIP		55094	99.68

During the past 12 months, did you receive treatment or counseling at a partial day hospital or day treatment program because you had problems with your behavior or emotions that were not caused by alcohol or drugs?

YUDYTXR¹	Len: 2	SPENT TIME IN DAY TRMT PROG PAST 12 MOS	Freq	Pct
	1 = Yes		270	0.49
	2 = No.....		13195	23.87
	85 = BAD DATA Logically assigned		7	0.01
	94 = DON'T KNOW.....		82	0.15
	97 = REFUSED		43	0.08
	98 = BLANK (NO ANSWER).....		3	0.01
	99 = LEGITIMATE SKIP		41671	75.39

During the past 12 months, how many times did you visit a partial day hospital or day treatment program because you had emotional or behavioral problems that were not caused by alcohol or drugs?

YUDYTXN2¹	Len: 3	# TIMES VISITED DAY TRMT PROG PAST 12 MOS	Freq	Pct
	RANGE = 1 - 30.....		237	0.43
	31 = 31 or more		15	0.03
	985 = BAD DATA Logically assigned		7	0.01
	994 = DON'T KNOW.....		18	0.03
	997 = REFUSED		43	0.08
	998 = BLANK (NO ANSWER).....		85	0.15
	999 = LEGITIMATE SKIP		54866	99.27

YOUTH MENTAL HEALTH TREATMENT

Think about the last time you visited a partial day hospital or day treatment program because you had emotional or behavioral problems that were not caused by alcohol or drugs. What was the reason for your visit?

YUDYSUIC¹	Len: 2	VISITED DAY TRMT BEC THOT/TRIED TO KILL SELF	Freq	Pct
	1 =	Response entered	107	0.19
	6 =	Response not entered.....	155	0.28
	85 =	BAD DATA Logically assigned	7	0.01
	94 =	DON'T KNOW.....	4	0.01
	97 =	REFUSED	47	0.09
	98 =	BLANK (NO ANSWER).....	85	0.15
	99 =	LEGITIMATE SKIP	54866	99.27

YUDYDEPR¹	Len: 2	VISITED DAY TRMT BEC YOU FELT DEPRESSED	Freq	Pct
	1 =	Response entered	151	0.27
	6 =	Response not entered.....	111	0.20
	94 =	DON'T KNOW.....	4	0.01
	97 =	REFUSED	47	0.09
	98 =	BLANK (NO ANSWER).....	92	0.17
	99 =	LEGITIMATE SKIP	54866	99.27

YUDYFEAR¹	Len: 2	VISITED DAY TRMT BEC YOU FELT AFRAID/TENSE	Freq	Pct
	1 =	Response entered	56	0.10
	3 =	Response entered LOGICALLY ASSIGNED	4	0.01
	6 =	Response not entered.....	202	0.37
	94 =	DON'T KNOW.....	4	0.01
	97 =	REFUSED	47	0.09
	98 =	BLANK (NO ANSWER).....	92	0.17
	99 =	LEGITIMATE SKIP	54866	99.27

YUDYBKRU¹	Len: 2	VISITED DAY TRMT BEC BRKING RULES/ACT OUT	Freq	Pct
	1 =	Response entered	49	0.09
	3 =	Response entered LOGICALLY ASSIGNED	1	0.00
	6 =	Response not entered.....	212	0.38
	94 =	DON'T KNOW.....	4	0.01
	97 =	REFUSED	47	0.09
	98 =	BLANK (NO ANSWER).....	92	0.17
	99 =	LEGITIMATE SKIP	54866	99.27

YUDYEATP¹	Len: 2	VISITED DAY TRMT BEC YOU HAD EATING PROBS	Freq	Pct
	1 =	Response entered	42	0.08
	6 =	Response not entered.....	220	0.40
	94 =	DON'T KNOW.....	4	0.01
	97 =	REFUSED	47	0.09
	98 =	BLANK (NO ANSWER).....	92	0.17
	99 =	LEGITIMATE SKIP	54866	99.27

What was the other emotional or behavioral problem for which you last visited a partial day hospital or day treatment program?

YUDYANGR¹	Len: 2	VISITED DAY TRMT BEC HAD TRBLE CONTRLNG ANGER	Freq	Pct
	1 =	Response entered	41	0.07
	6 =	Response not entered.....	220	0.40
	94 =	DON'T KNOW.....	4	0.01
	97 =	REFUSED	48	0.09
	98 =	BLANK (NO ANSWER).....	92	0.17
	99 =	LEGITIMATE SKIP	54866	99.27

YOUTH MENTAL HEALTH TREATMENT

YUDYFITE¹	Len: 2	VISITED DAY TRMT BEC HAD GOTTN INTO PHYS FIGHTS	Freq	Pct
	1 =	Response entered	13	0.02
	6 =	Response not entered.....	248	0.45
	94 =	DON'T KNOW.....	4	0.01
	97 =	REFUSED	48	0.09
	98 =	BLANK (NO ANSWER).....	92	0.17
	99 =	LEGITIMATE SKIP	54866	99.27

YUDYFMLY¹	Len: 2	VISITED DAY TRMT BEC HAD PRBLMS AT HOME/FAMILY	Freq	Pct
	1 =	Response entered	51	0.09
	6 =	Response not entered.....	210	0.38
	94 =	DON'T KNOW.....	4	0.01
	97 =	REFUSED	48	0.09
	98 =	BLANK (NO ANSWER).....	92	0.17
	99 =	LEGITIMATE SKIP	54866	99.27

YUDYFRND¹	Len: 2	VISITED DAY TRMT BEC HAD PRBLMS WITH FRIENDS	Freq	Pct
	1 =	Response entered	27	0.05
	6 =	Response not entered.....	234	0.42
	94 =	DON'T KNOW.....	4	0.01
	97 =	REFUSED	48	0.09
	98 =	BLANK (NO ANSWER).....	92	0.17
	99 =	LEGITIMATE SKIP	54866	99.27

YUDYOTPP¹	Len: 2	VISITED DAY TRMT BEC HAD PRBLMS WITH OTHERS	Freq	Pct
	1 =	Response entered	18	0.03
	6 =	Response not entered.....	243	0.44
	94 =	DON'T KNOW.....	4	0.01
	97 =	REFUSED	48	0.09
	98 =	BLANK (NO ANSWER).....	92	0.17
	99 =	LEGITIMATE SKIP	54866	99.27

YUDYSCHL¹	Len: 2	VISITED DAY TRMT BEC HAD PRBLMS AT SCHOOL	Freq	Pct
	1 =	Response entered	34	0.06
	6 =	Response not entered.....	227	0.41
	94 =	DON'T KNOW.....	4	0.01
	97 =	REFUSED	48	0.09
	98 =	BLANK (NO ANSWER).....	92	0.17
	99 =	LEGITIMATE SKIP	54866	99.27

YUDYSOR¹	Len: 2	VISITED DAY TRMT FOR SOME OTHER REASON	Freq	Pct
	1 =	Response entered	53	0.10
	6 =	Response not entered.....	209	0.38
	94 =	DON'T KNOW.....	4	0.01
	97 =	REFUSED	47	0.09
	98 =	BLANK (NO ANSWER).....	92	0.17
	99 =	LEGITIMATE SKIP	54866	99.27

During the past 12 months, did you receive treatment or counseling at a mental health clinic or center because you had problems with your behavior or emotions that were not caused by alcohol or drugs?

YUMHCRYR¹	Len: 2	RCVD EMOT TRMT IN MENT HLTH CLNC PST 12 MOS	Freq	Pct
	1 =	Yes	426	0.77
	2 =	No.....	13029	23.57
	85 =	BAD DATA Logically assigned.....	7	0.01
	94 =	DON'T KNOW.....	87	0.16
	97 =	REFUSED	48	0.09
	98 =	BLANK (NO ANSWER).....	3	0.01
	99 =	LEGITIMATE SKIP	41671	75.39

YOUTH MENTAL HEALTH TREATMENT

During the past 12 months, how many times did you visit a mental health clinic or center to receive treatment or counseling because you had emotional or behavioral problems that were not caused by alcohol or drugs?

YUMHCRN2¹	Len: 3 # TIMES VISITED MENT HLTH CLNC PST 12 MOS	Freq	Pct
	RANGE = 1 - 30.....	361	0.65
	31 = 31 or more	24	0.04
	985 = BAD DATA Logically assigned	7	0.01
	994 = DON'T KNOW.....	38	0.07
	997 = REFUSED	51	0.09
	998 = BLANK (NO ANSWER).....	90	0.16
	999 = LEGITIMATE SKIP	54700	98.97

Think about the last time you visited a mental health clinic or center to receive treatment or counseling for emotional or behavioral problems that were not caused by alcohol or drugs. What was the reason for your visit?

YUMHSUIC¹	Len: 2 VISITED MH CLNC BEC THOUGHT/TRIED TO KILL SELF	Freq	Pct
	1 = Response entered	164	0.30
	6 = Response not entered.....	250	0.45
	85 = BAD DATA Logically assigned	7	0.01
	94 = DON'T KNOW.....	6	0.01
	97 = REFUSED	54	0.10
	98 = BLANK (NO ANSWER).....	90	0.16
	99 = LEGITIMATE SKIP	54700	98.97

YUMHDEPR¹	Len: 2 VISITED MH CLNC BEC YOU FELT DEPRESSED	Freq	Pct
	1 = Response entered	257	0.46
	6 = Response not entered.....	157	0.28
	94 = DON'T KNOW.....	6	0.01
	97 = REFUSED	54	0.10
	98 = BLANK (NO ANSWER).....	97	0.18
	99 = LEGITIMATE SKIP	54700	98.97

YUMHFEAR¹	Len: 2 VISITED MH CLNC BEC YOU FELT AFRAID/TENSE	Freq	Pct
	1 = Response entered	105	0.19
	3 = Response entered LOGICALLY ASSIGNED.....	7	0.01
	6 = Response not entered.....	302	0.55
	94 = DON'T KNOW.....	6	0.01
	97 = REFUSED	54	0.10
	98 = BLANK (NO ANSWER).....	97	0.18
	99 = LEGITIMATE SKIP	54700	98.97

YUMHBKRU¹	Len: 2 VISITED MH CLNC BEC BREAKING RULES/ACTING OUT	Freq	Pct
	1 = Response entered	75	0.14
	6 = Response not entered.....	339	0.61
	94 = DON'T KNOW.....	6	0.01
	97 = REFUSED	54	0.10
	98 = BLANK (NO ANSWER).....	97	0.18
	99 = LEGITIMATE SKIP	54700	98.97

YUMHEATP¹	Len: 2 VISITED MH CLNC BEC YOU HAD EATING PROBS	Freq	Pct
	1 = Response entered	59	0.11
	6 = Response not entered.....	355	0.64
	94 = DON'T KNOW.....	6	0.01
	97 = REFUSED	54	0.10
	98 = BLANK (NO ANSWER).....	97	0.18
	99 = LEGITIMATE SKIP	54700	98.97

YOUTH MENTAL HEALTH TREATMENT

What was the other emotional or behavioral problem for which you last visited a mental health clinic or center?

YUMHANGR¹	Len: 2	VISITED MH CLNC BEC HAD TRBLE CONTRLNG ANGER	Freq	Pct
	1 = Response entered		39	0.07
	6 = Response not entered.....		371	0.67
	94 = DON'T KNOW.....		9	0.02
	97 = REFUSED		55	0.10
	98 = BLANK (NO ANSWER).....		97	0.18
	99 = LEGITIMATE SKIP		54700	98.97

YUMHFITE¹	Len: 2	VISITE MH CLNC BEC HAD GOTTEN INTO PHYS FIGHTS	Freq	Pct
	1 = Response entered		6	0.01
	6 = Response not entered.....		404	0.73
	94 = DON'T KNOW.....		9	0.02
	97 = REFUSED		55	0.10
	98 = BLANK (NO ANSWER).....		97	0.18
	99 = LEGITIMATE SKIP		54700	98.97

YUMHFMLY¹	Len: 2	VISITED MH CLNC BEC HAD PRBLMS AT HOME/FAMILY	Freq	Pct
	1 = Response entered		68	0.12
	3 = Response entered LOGICALLY ASSIGNED.....		2	0.00
	6 = Response not entered.....		340	0.62
	94 = DON'T KNOW.....		9	0.02
	97 = REFUSED		55	0.10
	98 = BLANK (NO ANSWER).....		97	0.18
	99 = LEGITIMATE SKIP		54700	98.97

YUMHFRND¹	Len: 2	VISITED MH CLNC BEC HAD PRBLMS WITH FRIENDS	Freq	Pct
	1 = Response entered		34	0.06
	6 = Response not entered.....		376	0.68
	94 = DON'T KNOW.....		9	0.02
	97 = REFUSED		55	0.10
	98 = BLANK (NO ANSWER).....		97	0.18
	99 = LEGITIMATE SKIP		54700	98.97

YUMHOTPP¹	Len: 2	VISITED MH CLNC BEC HAD PRBLMS WITH OTHERS	Freq	Pct
	1 = Response entered		28	0.05
	6 = Response not entered.....		382	0.69
	94 = DON'T KNOW.....		9	0.02
	97 = REFUSED		55	0.10
	98 = BLANK (NO ANSWER).....		97	0.18
	99 = LEGITIMATE SKIP		54700	98.97

YUMHSCHL¹	Len: 2	VISITED MH CLNC BEC HAD PRBLMS AT SCHOOL	Freq	Pct
	1 = Response entered		39	0.07
	3 = Response entered LOGICALLY ASSIGNED.....		1	0.00
	6 = Response not entered.....		370	0.67
	94 = DON'T KNOW.....		9	0.02
	97 = REFUSED		55	0.10
	98 = BLANK (NO ANSWER).....		97	0.18
	99 = LEGITIMATE SKIP		54700	98.97

YUMHSOR¹	Len: 2	VISITED MH CLNC FOR SOME OTHER REASON	Freq	Pct
	1 = Response entered		85	0.15
	6 = Response not entered.....		329	0.60
	94 = DON'T KNOW.....		6	0.01
	97 = REFUSED		54	0.10
	98 = BLANK (NO ANSWER).....		97	0.18
	99 = LEGITIMATE SKIP		54700	98.97

YOUTH MENTAL HEALTH TREATMENT

During the past 12 months, did you receive treatment or counseling from a private therapist, psychologist, psychiatrist, social worker, or counselor for emotional or behavioral problems that were not caused by alcohol or drugs?

YUTPSTYR¹	Len: 2	RCVD EMOT TRMT FROM THERAPIST PST 12 MOS	Freq	Pct
		1 = Yes	1566	2.83
		2 = No.....	11873	21.48
		85 = BAD DATA Logically assigned	7	0.01
		94 = DON'T KNOW.....	95	0.17
		97 = REFUSED	56	0.10
		98 = BLANK (NO ANSWER).....	3	0.01
		99 = LEGITIMATE SKIP	41671	75.39

During the past 12 months, how many times did you receive treatment or counseling from a private therapist, psychologist, psychiatrist, social worker, or counselor for emotional or behavioral problems that were not caused by alcohol or drugs?

YUTPSTN2¹	Len: 3	# TIMES VISITED THERAPIST PAST 12 MONTHS	Freq	Pct
		RANGE = 1 - 30.....	1313	2.38
		31 = 31 or more	107	0.19
		985 = BAD DATA Logically assigned	7	0.01
		994 = DON'T KNOW.....	132	0.24
		997 = REFUSED	70	0.13
		998 = BLANK (NO ANSWER).....	98	0.18
		999 = LEGITIMATE SKIP	53544	96.88

Think about the last time you visited a private therapist, psychologist, psychiatrist, social worker, or counselor to receive treatment or counseling for emotional or behavioral problems that were not caused by alcohol or drugs. What was the reason for your visit?

YUTPSUIC¹	Len: 2	VISITED THERAPIST BEC THOT/TRIED TO KILL SELF	Freq	Pct
		1 = Response entered	347	0.63
		6 = Response not entered.....	1179	2.13
		85 = BAD DATA Logically assigned	7	0.01
		94 = DON'T KNOW.....	20	0.04
		97 = REFUSED	76	0.14
		98 = BLANK (NO ANSWER).....	98	0.18
		99 = LEGITIMATE SKIP	53544	96.88

YUTPDEPR¹	Len: 2	VISITED THERAPIST BEC YOU FELT DEPRESSED	Freq	Pct
		1 = Response entered	791	1.43
		3 = Response entered LOGICALLY ASSIGNED.....	2	0.00
		6 = Response not entered.....	733	1.33
		94 = DON'T KNOW.....	20	0.04
		97 = REFUSED	76	0.14
		98 = BLANK (NO ANSWER).....	105	0.19
		99 = LEGITIMATE SKIP	53544	96.88

YUTPFEAR¹	Len: 2	VISITED THERAPIST BEC YOU FELT AFRAID/TENSE	Freq	Pct
		1 = Response entered	332	0.60
		3 = Response entered LOGICALLY ASSIGNED.....	33	0.06
		6 = Response not entered.....	1161	2.10
		94 = DON'T KNOW.....	20	0.04
		97 = REFUSED	76	0.14
		98 = BLANK (NO ANSWER).....	105	0.19
		99 = LEGITIMATE SKIP	53544	96.88

YUTPBKRU¹	Len: 2	VISITED THERAPIST BEC BRKING RULES/ACT OUT	Freq	Pct
		1 = Response entered	269	0.49
		3 = Response entered LOGICALLY ASSIGNED.....	3	0.01
		6 = Response not entered.....	1254	2.27
		94 = DON'T KNOW.....	20	0.04
		97 = REFUSED	76	0.14
		98 = BLANK (NO ANSWER).....	105	0.19
		99 = LEGITIMATE SKIP	53544	96.88

YOUTH MENTAL HEALTH TREATMENT

YUTPEATP¹	Len: 2	VISITED THERAPIST BEC YOU HAD EATING PROBS	Freq	Pct
	1 =	Response entered	159	0.29
	6 =	Response not entered.....	1367	2.47
	94 =	DON'T KNOW.....	20	0.04
	97 =	REFUSED	76	0.14
	98 =	BLANK (NO ANSWER).....	105	0.19
	99 =	LEGITIMATE SKIP	53544	96.88

What was the other emotional or behavioral problem for which you last visited a private therapist, psychologist, psychiatrist, social worker or counselor?

YUTPANGR¹	Len: 2	VISITED THERAPIST BEC HAD TRBLE CONTRLNG ANGER	Freq	Pct
	1 =	Response entered	194	0.35
	3 =	Response entered LOGICALLY ASSIGNED	3	0.01
	6 =	Response not entered.....	1310	2.37
	94 =	DON'T KNOW.....	26	0.05
	97 =	REFUSED	89	0.16
	98 =	BLANK (NO ANSWER).....	105	0.19
	99 =	LEGITIMATE SKIP	53544	96.88

YUTPFITE¹	Len: 2	VISITED THERAPIST BEC HAD GOTN INTO PHYS FIGHTS	Freq	Pct
	1 =	Response entered	34	0.06
	6 =	Response not entered.....	1473	2.67
	94 =	DON'T KNOW.....	26	0.05
	97 =	REFUSED	89	0.16
	98 =	BLANK (NO ANSWER).....	105	0.19
	99 =	LEGITIMATE SKIP	53544	96.88

YUTPFMLY¹	Len: 2	VISITED THERAPIST BEC HAD PRBLMS AT HOME/FAMILY	Freq	Pct
	1 =	Response entered	352	0.64
	3 =	Response entered LOGICALLY ASSIGNED	12	0.02
	6 =	Response not entered.....	1143	2.07
	94 =	DON'T KNOW.....	26	0.05
	97 =	REFUSED	89	0.16
	98 =	BLANK (NO ANSWER).....	105	0.19
	99 =	LEGITIMATE SKIP	53544	96.88

YUTPFRND¹	Len: 2	VISITED THERAPIST BEC HAD PRBLMS WITH FRIENDS	Freq	Pct
	1 =	Response entered	166	0.30
	6 =	Response not entered.....	1341	2.43
	94 =	DON'T KNOW.....	26	0.05
	97 =	REFUSED	89	0.16
	98 =	BLANK (NO ANSWER).....	105	0.19
	99 =	LEGITIMATE SKIP	53544	96.88

YUTPOTPP¹	Len: 2	VISITED THERAPIST BEC HAD PRBLMS WITH OTHERS	Freq	Pct
	1 =	Response entered	106	0.19
	3 =	Response entered LOGICALLY ASSIGNED	2	0.00
	6 =	Response not entered.....	1399	2.53
	94 =	DON'T KNOW.....	26	0.05
	97 =	REFUSED	89	0.16
	98 =	BLANK (NO ANSWER).....	105	0.19
	99 =	LEGITIMATE SKIP	53544	96.88

YOUTH MENTAL HEALTH TREATMENT

YUTPSCHL¹	Len: 2	VISITED THERAPIST BEC HAD PRBLMS AT SCHOOL	Freq	Pct
	1 = Response entered		226	0.41
	3 = Response entered LOGICALLY ASSIGNED		5	0.01
	6 = Response not entered.....		1276	2.31
	94 = DON'T KNOW.....		26	0.05
	97 = REFUSED		89	0.16
	98 = BLANK (NO ANSWER).....		105	0.19
	99 = LEGITIMATE SKIP		53544	96.88

YUTPSOR¹	Len: 2	VISITED THERAPIST FOR SOME OTHER REASON	Freq	Pct
	1 = Response entered		344	0.62
	6 = Response not entered.....		1182	2.14
	94 = DON'T KNOW.....		20	0.04
	97 = REFUSED		76	0.14
	98 = BLANK (NO ANSWER).....		105	0.19
	99 = LEGITIMATE SKIP		53544	96.88

During the past 12 months, did you receive treatment or counseling from an in-home therapist, counselor, or family preservation worker for emotional or behavioral problems that were not caused by alcohol or drugs?

YUIHTPYR¹	Len: 2	RCVD EMOT TRMT FROM IN HOME COUNS PST 12 MOS	Freq	Pct
	1 = Yes		511	0.92
	2 = No.....		12920	23.38
	85 = BAD DATA Logically assigned		7	0.01
	94 = DON'T KNOW.....		98	0.18
	97 = REFUSED		61	0.11
	98 = BLANK (NO ANSWER).....		3	0.01
	99 = LEGITIMATE SKIP		41671	75.39

During the past 12 months, how many times did you receive treatment or counseling from an in-home therapist, counselor, or family preservation worker for emotional or behavioral problems that were not caused by alcohol or drugs?

YUIHTPN2¹	Len: 2	# TIMES RCVD TRMT FR IN HOME COUNS PST 12 MOS	Freq	Pct
	RANGE = 1 - 30.....		416	0.75
	31 = 31 or more		36	0.07
	985 = BAD DATA Logically assigned		7	0.01
	994 = DON'T KNOW.....		55	0.10
	997 = REFUSED		65	0.12
	998 = BLANK (NO ANSWER).....		101	0.18
	999 = LEGITIMATE SKIP		54591	98.77

Think about the last time you saw an in-home therapist, counselor, or family preservation worker to receive treatment or counseling for emotional or behavioral problems that were not caused by alcohol or drugs. What was the reason for this visit?

YUIHSUIC¹	Len: 2	SAW IN HOME COUNS BEC THOT/TRIED TO KILL SELF	Freq	Pct
	1 = Response entered		98	0.18
	6 = Response not entered.....		394	0.71
	85 = BAD DATA Logically assigned		7	0.01
	94 = DON'T KNOW.....		7	0.01
	97 = REFUSED		73	0.13
	98 = BLANK (NO ANSWER).....		101	0.18
	99 = LEGITIMATE SKIP		54591	98.77

YUIHDEPR¹	Len: 2	SAW IN HOME COUNS BEC YOU FELT DEPRESSED	Freq	Pct
	1 = Response entered		240	0.43
	3 = Response entered LOGICALLY ASSIGNED		1	0.00
	6 = Response not entered.....		251	0.45
	94 = DON'T KNOW.....		7	0.01
	97 = REFUSED		73	0.13
	98 = BLANK (NO ANSWER).....		108	0.20
	99 = LEGITIMATE SKIP		54591	98.77

YOUTH MENTAL HEALTH TREATMENT

YUIHFEAR¹	Len: 2	SAW IN HOME COUNS BEC YOU FELT AFRAID/TENSE	Freq	Pct
	1 =	Response entered	92	0.17
	3 =	Response entered LOGICALLY ASSIGNED	6	0.01
	6 =	Response not entered.....	394	0.71
	94 =	DON'T KNOW.....	7	0.01
	97 =	REFUSED	73	0.13
	98 =	BLANK (NO ANSWER).....	108	0.20
	99 =	LEGITIMATE SKIP	54591	98.77

YUIHBKRU¹	Len: 2	SAW IN HOME COUNS BEC BRKING RULES/ACT OUT	Freq	Pct
	1 =	Response entered	111	0.20
	3 =	Response entered LOGICALLY ASSIGNED	1	0.00
	6 =	Response not entered.....	380	0.69
	94 =	DON'T KNOW.....	7	0.01
	97 =	REFUSED	73	0.13
	98 =	BLANK (NO ANSWER).....	108	0.20
	99 =	LEGITIMATE SKIP	54591	98.77

YUIHEATP¹	Len: 2	SAW IN HOME COUNS BEC YOU HAD EATING PROBS	Freq	Pct
	1 =	Response entered	42	0.08
	6 =	Response not entered.....	450	0.81
	94 =	DON'T KNOW.....	7	0.01
	97 =	REFUSED	73	0.13
	98 =	BLANK (NO ANSWER).....	108	0.20
	99 =	LEGITIMATE SKIP	54591	98.77

What was the other emotional or behavioral problem for which you last saw an in-home therapist, counselor, or family preservation worker?

YUIHANGR¹	Len: 2	SAW IN HOME COUNS BEC HAD TRBLE CONTRLNG ANGER	Freq	Pct
	1 =	Response entered	57	0.10
	3 =	Response entered LOGICALLY ASSIGNED	1	0.00
	6 =	Response not entered.....	431	0.78
	94 =	DON'T KNOW.....	8	0.01
	97 =	REFUSED	75	0.14
	98 =	BLANK (NO ANSWER).....	108	0.20
	99 =	LEGITIMATE SKIP	54591	98.77

YUIHFITE¹	Len: 2	SAW IN HOME COUNS BEC HAD GOTTEN INTO PHYS FIGHTS	Freq	Pct
	1 =	Response entered	12	0.02
	6 =	Response not entered.....	477	0.86
	94 =	DON'T KNOW.....	8	0.01
	97 =	REFUSED	75	0.14
	98 =	BLANK (NO ANSWER).....	108	0.20
	99 =	LEGITIMATE SKIP	54591	98.77

YUIHFMLY¹	Len: 2	SAW IN HOME COUNS BEC HAD PRBLMS AT HOME/FAMILY	Freq	Pct
	1 =	Response entered	105	0.19
	3 =	Response entered LOGICALLY ASSIGNED	11	0.02
	6 =	Response not entered.....	373	0.67
	94 =	DON'T KNOW.....	8	0.01
	97 =	REFUSED	75	0.14
	98 =	BLANK (NO ANSWER).....	108	0.20
	99 =	LEGITIMATE SKIP	54591	98.77

YOUTH MENTAL HEALTH TREATMENT

YUIHFRND¹	Len: 2	SAW IN HOME COUNS BEC HAD PRBLMS WITH FRIENDS	Freq	Pct
	1 = Response entered		45	0.08
	3 = Response entered LOGICALLY ASSIGNED		1	0.00
	6 = Response not entered.....		443	0.80
	94 = DON'T KNOW.....		8	0.01
	97 = REFUSED		75	0.14
	98 = BLANK (NO ANSWER).....		108	0.20
	99 = LEGITIMATE SKIP		54591	98.77

YUIHOTPP¹	Len: 2	SAW IN HOME COUNS BEC HAD PRBLMS WITH OTHERS	Freq	Pct
	1 = Response entered		24	0.04
	6 = Response not entered.....		465	0.84
	94 = DON'T KNOW.....		8	0.01
	97 = REFUSED		75	0.14
	98 = BLANK (NO ANSWER).....		108	0.20
	99 = LEGITIMATE SKIP		54591	98.77

YUIHSCHL¹	Len: 2	SAW IN HOME COUNS BEC HAD PRBLMS AT SCHOOL	Freq	Pct
	1 = Response entered		64	0.12
	3 = Response entered LOGICALLY ASSIGNED		2	0.00
	6 = Response not entered.....		423	0.77
	94 = DON'T KNOW.....		8	0.01
	97 = REFUSED		75	0.14
	98 = BLANK (NO ANSWER).....		108	0.20
	99 = LEGITIMATE SKIP		54591	98.77

YUIHSOR¹	Len: 2	SAW IN HOME COUNS FOR SOME OTHER REASON	Freq	Pct
	1 = Response entered		80	0.14
	6 = Response not entered.....		412	0.75
	94 = DON'T KNOW.....		7	0.01
	97 = REFUSED		73	0.13
	98 = BLANK (NO ANSWER).....		108	0.20
	99 = LEGITIMATE SKIP		54591	98.77

During the past 12 months, did you receive treatment or counseling from a pediatrician or other family doctor for emotional or behavioral problems that were not caused by alcohol or drugs?

YUFDOCYR¹	Len: 2	RCVD EMOT TRMT FROM FAMLY DOC PST 12 MOS	Freq	Pct
	1 = Yes		413	0.75
	2 = No.....		13009	23.54
	85 = BAD DATA Logically assigned		7	0.01
	94 = DON'T KNOW.....		107	0.19
	97 = REFUSED		61	0.11
	98 = BLANK (NO ANSWER).....		3	0.01
	99 = LEGITIMATE SKIP		41671	75.39

During the past 12 months, how many times did you receive treatment or counseling from a pediatrician or other family doctor for emotional or behavioral problems that were not caused by alcohol or drugs?

YUFDOCN2¹	Len: 3	# TIMES RCVD TRMT FROM FAMLY DOC PST 12 MOS	Freq	Pct
	RANGE = 1 - 30.....		378	0.68
	31 = 31 or more		6	0.01
	985 = BAD DATA Logically assigned		7	0.01
	994 = DON'T KNOW.....		27	0.05
	997 = REFUSED		63	0.11
	998 = BLANK (NO ANSWER).....		110	0.20
	999 = LEGITIMATE SKIP		54680	98.93

YOUTH MENTAL HEALTH TREATMENT

Think about the last time you visited a pediatrician or other family doctor to receive treatment or counseling for emotional or behavioral problems that were not caused by alcohol or drugs. What was the reason for your visit?

YUFDSUIC¹	Len: 2	SAW FAMLY DOC BEC THOUGHT/TRIED TO KILL SELF	Freq	Pct
	1 =	Response entered	82	0.15
	6 =	Response not entered.....	307	0.56
	85 =	BAD DATA Logically assigned	7	0.01
	94 =	DON'T KNOW.....	12	0.02
	97 =	REFUSED	73	0.13
	98 =	BLANK (NO ANSWER).....	110	0.20
	99 =	LEGITIMATE SKIP	54680	98.93

YUFDDEPR¹	Len: 2	SAW FAMLY DOC BEC YOU FELT DEPRESSED	Freq	Pct
	1 =	Response entered	171	0.31
	6 =	Response not entered.....	218	0.39
	94 =	DON'T KNOW.....	12	0.02
	97 =	REFUSED	73	0.13
	98 =	BLANK (NO ANSWER).....	117	0.21
	99 =	LEGITIMATE SKIP	54680	98.93

YUFDFEAR¹	Len: 2	SAW FAMLY DOC BEC YOU FELT AFRAID/TENSE	Freq	Pct
	1 =	Response entered	69	0.12
	3 =	Response entered LOGICALLY ASSIGNED	5	0.01
	6 =	Response not entered.....	315	0.57
	94 =	DON'T KNOW.....	12	0.02
	97 =	REFUSED	73	0.13
	98 =	BLANK (NO ANSWER).....	117	0.21
	99 =	LEGITIMATE SKIP	54680	98.93

YUFDBKRU¹	Len: 2	SAW FAMLY DOC BEC BREAKING RULES/ACTING OUT	Freq	Pct
	1 =	Response entered	47	0.09
	3 =	Response entered LOGICALLY ASSIGNED	1	0.00
	6 =	Response not entered.....	341	0.62
	94 =	DON'T KNOW.....	12	0.02
	97 =	REFUSED	73	0.13
	98 =	BLANK (NO ANSWER).....	117	0.21
	99 =	LEGITIMATE SKIP	54680	98.93

YUFDEATP¹	Len: 2	SAW FAMLY DOC BEC YOU HAD EATING PROBS	Freq	Pct
	1 =	Response entered	50	0.09
	6 =	Response not entered.....	339	0.61
	94 =	DON'T KNOW.....	12	0.02
	97 =	REFUSED	73	0.13
	98 =	BLANK (NO ANSWER).....	117	0.21
	99 =	LEGITIMATE SKIP	54680	98.93

What was the other emotional or behavioral problem for which you last visited a pediatrician or other family doctor?

YUFDANGR¹	Len: 2	SAW FAMLY DOC BEC HAD TRBLE CONTRLNG ANGER	Freq	Pct
	1 =	Response entered	28	0.05
	3 =	Response entered LOGICALLY ASSIGNED	1	0.00
	6 =	Response not entered.....	354	0.64
	94 =	DON'T KNOW.....	14	0.03
	97 =	REFUSED	77	0.14
	98 =	BLANK (NO ANSWER).....	117	0.21
	99 =	LEGITIMATE SKIP	54680	98.93

YOUTH MENTAL HEALTH TREATMENT

YUFDITE¹	Len: 2	SAW FAMLY DOC BEC HAD GOTTEN INTO PHYS FIGHTS	Freq	Pct
	1 = Response entered		3	0.01
	3 = Response entered LOGICALLY ASSIGNED		1	0.00
	6 = Response not entered.....		379	0.69
	94 = DON'T KNOW.....		14	0.03
	97 = REFUSED		77	0.14
	98 = BLANK (NO ANSWER).....		117	0.21
	99 = LEGITIMATE SKIP		54680	98.93
YUDFMLY¹	Len: 2	SAW FAMLY DOC BEC HAD PRBLMS AT HOME/FAMILY	Freq	Pct
	1 = Response entered		19	0.03
	3 = Response entered LOGICALLY ASSIGNED		1	0.00
	6 = Response not entered.....		363	0.66
	94 = DON'T KNOW.....		14	0.03
	97 = REFUSED		77	0.14
	98 = BLANK (NO ANSWER).....		117	0.21
	99 = LEGITIMATE SKIP		54680	98.93
YUDFRND¹	Len: 2	SAW FAMLY DOC BEC HAD PRBLMS WITH FRIENDS	Freq	Pct
	1 = Response entered		12	0.02
	6 = Response not entered.....		371	0.67
	94 = DON'T KNOW.....		14	0.03
	97 = REFUSED		77	0.14
	98 = BLANK (NO ANSWER).....		117	0.21
	99 = LEGITIMATE SKIP		54680	98.93
YUFDOTPP¹	Len: 2	SAW FAMLY DOC BEC HAD PRBLMS WITH OTHERS	Freq	Pct
	1 = Response entered		6	0.01
	6 = Response not entered.....		377	0.68
	94 = DON'T KNOW.....		14	0.03
	97 = REFUSED		77	0.14
	98 = BLANK (NO ANSWER).....		117	0.21
	99 = LEGITIMATE SKIP		54680	98.93
YUFDSCHL¹	Len: 2	SAW FAMLY DOC BEC HAD PRBLMS AT SCHOOL	Freq	Pct
	1 = Response entered		21	0.04
	6 = Response not entered.....		362	0.65
	94 = DON'T KNOW.....		14	0.03
	97 = REFUSED		77	0.14
	98 = BLANK (NO ANSWER).....		117	0.21
	99 = LEGITIMATE SKIP		54680	98.93
YUFDSOR¹	Len: 2	SAW FAMLY DOC FOR SOME OTHER REASON	Freq	Pct
	1 = Response entered		117	0.21
	6 = Response not entered.....		272	0.49
	94 = DON'T KNOW.....		12	0.02
	97 = REFUSED		73	0.13
	98 = BLANK (NO ANSWER).....		117	0.21
	99 = LEGITIMATE SKIP		54680	98.93

YOUTH MENTAL HEALTH TREATMENT

Sometimes students get treatment or counseling through the school system. This counseling is often provided by school social workers, school psychologists or school counselors.

During the past 12 months, that is, since [DATEFILL], did you receive any treatment or counseling from a school social worker, a school psychologist, or a school counselor for emotional or behavioral problems that were not caused by alcohol or drugs?

YUSWSCYR¹	Len: 2	RCVD EMOT TMT FROM SCH/SOC WORKER IN PST 12 MOS	Freq	Pct
	1 =	Yes	1386	2.51
	2 =	No.....	11193	20.25
	85 =	BAD DATA Logically assigned	5	0.01
	94 =	DON'T KNOW.....	81	0.15
	97 =	REFUSED	59	0.11
	98 =	BLANK (NO ANSWER).....	99	0.18
	99 =	LEGITIMATE SKIP	42448	76.80

Think about the last time you talked with a school social worker, school psychologist, or school counselor about emotional or behavioral problems that were not caused by alcohol or drugs. What was the reason for your talk?

YUSWSUIC¹	Len: 2	TALKED W/SCH SOC WORK BEC THOT/TRIED TO KILL SELF	Freq	Pct
	1 =	Response entered	201	0.36
	3 =	Response entered LOGICALLY ASSIGNED	1	0.00
	6 =	Response not entered.....	1139	2.06
	85 =	BAD DATA Logically assigned	5	0.01
	94 =	DON'T KNOW.....	21	0.04
	97 =	REFUSED	83	0.15
	98 =	BLANK (NO ANSWER).....	180	0.33
	99 =	LEGITIMATE SKIP	53641	97.05

YUSWDEPR¹	Len: 2	TALKED W/SCH SOC WORK BEC YOU FELT DEPRESSED	Freq	Pct
	1 =	Response entered	561	1.01
	6 =	Response not entered.....	780	1.41
	94 =	DON'T KNOW.....	21	0.04
	97 =	REFUSED	83	0.15
	98 =	BLANK (NO ANSWER).....	185	0.33
	99 =	LEGITIMATE SKIP	53641	97.05

YUSWFEAR¹	Len: 2	TALKED W/SCH SOC WORK BEC YOU FELT AFRAID/TENSE	Freq	Pct
	1 =	Response entered	254	0.46
	3 =	Response entered LOGICALLY ASSIGNED	12	0.02
	6 =	Response not entered.....	1075	1.94
	94 =	DON'T KNOW.....	21	0.04
	97 =	REFUSED	83	0.15
	98 =	BLANK (NO ANSWER).....	185	0.33
	99 =	LEGITIMATE SKIP	53641	97.05

YUSWBKRU¹	Len: 2	TALKED W/SCH SOC WORK BEC BRKING RULES/ACT OUT	Freq	Pct
	1 =	Response entered	229	0.41
	3 =	Response entered LOGICALLY ASSIGNED	2	0.00
	6 =	Response not entered.....	1110	2.01
	94 =	DON'T KNOW.....	21	0.04
	97 =	REFUSED	83	0.15
	98 =	BLANK (NO ANSWER).....	185	0.33
	99 =	LEGITIMATE SKIP	53641	97.05

YUSWEATP¹	Len: 2	TALKED W/SCH SOC WORK BEC YOU HAD EATING PROBS	Freq	Pct
	1 =	Response entered	82	0.15
	3 =	Response entered LOGICALLY ASSIGNED	1	0.00
	6 =	Response not entered.....	1258	2.28
	94 =	DON'T KNOW.....	21	0.04
	97 =	REFUSED	83	0.15
	98 =	BLANK (NO ANSWER).....	185	0.33
	99 =	LEGITIMATE SKIP	53641	97.05

YOUTH MENTAL HEALTH TREATMENT

What was the other reason for your last talk with a school social worker, school psychologist or school counselor?

YUSWANGR ¹	Len: 2	TALKED W/SCH SOC WORK BEC HAD TRBLE CONTRLNG ANGR	Freq	Pct
	1 =	Response entered	137	0.25
	3 =	Response entered LOGICALLY ASSIGNED	3	0.01
	6 =	Response not entered.....	1194	2.16
	94 =	DON'T KNOW.....	23	0.04
	97 =	REFUSED	88	0.16
	98 =	BLANK (NO ANSWER).....	185	0.33
	99 =	LEGITIMATE SKIP	53641	97.05
YUSWFITE ¹	Len: 2	TLKED W/SCH COUNS BEC HAD GOTTEN INTO PHYS FIGHTS	Freq	Pct
	1 =	Response entered	46	0.08
	3 =	Response entered LOGICALLY ASSIGNED	1	0.00
	6 =	Response not entered.....	1287	2.33
	94 =	DON'T KNOW.....	23	0.04
	97 =	REFUSED	88	0.16
	98 =	BLANK (NO ANSWER).....	185	0.33
	99 =	LEGITIMATE SKIP	53641	97.05
YUSWFMLY ¹	Len: 2	TALKED W/SCH SOC WORK BEC HAD PRBLMS AT HOME/FMLY	Freq	Pct
	1 =	Response entered	194	0.35
	3 =	Response entered LOGICALLY ASSIGNED	13	0.02
	6 =	Response not entered.....	1127	2.04
	94 =	DON'T KNOW.....	23	0.04
	97 =	REFUSED	88	0.16
	98 =	BLANK (NO ANSWER).....	185	0.33
	99 =	LEGITIMATE SKIP	53641	97.05
YUSWFRND ¹	Len: 2	TALKED W/SCH SOC WORK BEC HAD PRBLMS WITH FRIENDS	Freq	Pct
	1 =	Response entered	227	0.41
	3 =	Response entered LOGICALLY ASSIGNED	6	0.01
	6 =	Response not entered.....	1101	1.99
	94 =	DON'T KNOW.....	23	0.04
	97 =	REFUSED	88	0.16
	98 =	BLANK (NO ANSWER).....	185	0.33
	99 =	LEGITIMATE SKIP	53641	97.05
YUSWOTPP ¹	Len: 2	TALKED W/SCH SOC WORK BEC HAD PRBLMS WITH OTHERS	Freq	Pct
	1 =	Response entered	107	0.19
	3 =	Response entered LOGICALLY ASSIGNED	4	0.01
	6 =	Response not entered.....	1223	2.21
	94 =	DON'T KNOW.....	23	0.04
	97 =	REFUSED	88	0.16
	98 =	BLANK (NO ANSWER).....	185	0.33
	99 =	LEGITIMATE SKIP	53641	97.05
YUSWSCHL ¹	Len: 2	TALKED W/SCH SOC WORK BEC HAD PRBLMS AT SCHOOL	Freq	Pct
	1 =	Response entered	264	0.48
	3 =	Response entered LOGICALLY ASSIGNED	28	0.05
	6 =	Response not entered.....	1042	1.89
	94 =	DON'T KNOW.....	23	0.04
	97 =	REFUSED	88	0.16
	98 =	BLANK (NO ANSWER).....	185	0.33
	99 =	LEGITIMATE SKIP	53641	97.05

YOUTH MENTAL HEALTH TREATMENT

YUSWSOR¹	Len: 2	TALKED W/SCH SOC WORK FOR SOME OTHER REASON	Freq	Pct
	1 =	Response entered	276	0.50
	6 =	Response not entered.....	1065	1.93
	94 =	DON'T KNOW.....	21	0.04
	97 =	REFUSED	83	0.15
	98 =	BLANK (NO ANSWER).....	185	0.33
	99 =	LEGITIMATE SKIP	53641	97.05

At any time during the past 12 months, that is since [DATEFILL], did you attend a school for students with emotional or behavioral problems?

YUSCEMYR¹	Len: 2	ATTEND SCH FOR STUDENTS W/EMOT PRBLMS PST 12 MOS	Freq	Pct
	1 =	Yes	487	0.88
	2 =	No.....	12114	21.92
	85 =	BAD DATA Logically assigned	5	0.01
	94 =	DON'T KNOW.....	65	0.12
	97 =	REFUSED	53	0.10
	98 =	BLANK (NO ANSWER).....	99	0.18
	99 =	LEGITIMATE SKIP	42448	76.80

Regular schools sometimes provide programs for students with emotional or behavioral problems.

At any time during the past 12 months, did you participate in a school program that was just for students with emotional or behavioral problems?

YUSCPGYR¹	Len: 2	ATTND SCH PGM FOR STDNTS W/EMOT PRBLMS PST 12 MOS	Freq	Pct
	1 =	Yes	204	0.37
	2 =	No.....	11922	21.57
	94 =	DON'T KNOW.....	51	0.09
	97 =	REFUSED	55	0.10
	98 =	BLANK (NO ANSWER).....	104	0.19
	99 =	LEGITIMATE SKIP	42935	77.68

These next questions are about experiences with the justice system.

During the past 12 months, that is, since [DATEFILL], did you stay overnight or longer in any type of juvenile detention center, sometimes called "juvie", prison, or jail?

YUJVDTON¹	Len: 2	STAYED OVRNT/LONGER IN JAIL/JUV DET PST 12 MOS	Freq	Pct
	1 =	Yes	139	0.25
	2 =	No.....	13358	24.17
	85 =	BAD DATA Logically assigned	7	0.01
	94 =	DON'T KNOW.....	49	0.09
	97 =	REFUSED	44	0.08
	98 =	BLANK (NO ANSWER).....	3	0.01
	99 =	LEGITIMATE SKIP	41671	75.39

During the past 12 months, how many nights altogether did you stay in any type of juvenile detention center, prison or jail?

YUJVDTN2¹	Len: 3	# NIGHTS IN JAIL OR JUV DET IN PST 12 MOS	Freq	Pct
	RANGE =	1 - 7.....	87	0.16
	8 =	8 or more	46	0.08
	985 =	BAD DATA Logically assigned	7	0.01
	994 =	DON'T KNOW.....	1	0.00
	997 =	REFUSED	49	0.09
	998 =	BLANK (NO ANSWER).....	52	0.09
	999 =	LEGITIMATE SKIP	55029	99.56

YOUTH MENTAL HEALTH TREATMENT

Sometimes, the court system provides treatment or counseling in juvenile detention centers, prisons or jails. These services are often provided by psychiatrists, psychologists, social workers or counselors who work for the court system.

While you were in a juvenile detention center, prison or jail during the past 12 months, did you receive treatment or counseling for emotional or behavioral problems that were not caused by alcohol or drugs?

YUJVDTYR¹	Len: 2	RCVD EMOT TMT IN JAIL/JUV DET IN PST 12 MOS	Freq	Pct
	1 = Yes		42	0.08
	2 = No.....		93	0.17
	85 = BAD DATA Logically assigned		7	0.01
	94 = DON'T KNOW.....		1	0.00
	97 = REFUSED		47	0.09
	98 = BLANK (NO ANSWER).....		52	0.09
	99 = LEGITIMATE SKIP		55029	99.56

RECODED YOUTH MENTAL HEALTH TREATMENT

RECODED YOUTH MENTAL HEALTH TREATMENT

NOTE: The variables in this section are recoded variables that were created from one or more of the edited variables from the preceding section.

NOTE: Certain source variables that were used to create recoded variables have valid values that might not have been reported or assigned for the current survey year. However, these values have been included in the general specifications in the codebook on how the recoded variables were created. See additional details about this issue in the Organization of the Data File section of this codebook introduction.

NOTE: The following recoded variables contain information about whether youths received mental health care in the past year from each of 11 specific services for problems with behaviors or emotions that were not caused by alcohol or drugs.

YHOSP	Len: 1	STAYED OVNT IN HOSP FOR EMOT TRMT IN PST YR	Freq	Pct
		. = Unknown/Aged 18+ (Otherwise)	41789	75.61
		0 = No (YUHOSPYR=2,4)	13166	23.82
		1 = Yes (YUHOSPYR=1)	316	0.57
YRESID	Len: 1	STAYED IN RESID CTR FOR EMOT TRMT IN PST YR	Freq	Pct
		. = Unknown/Aged 18+ (Otherwise)	41798	75.62
		0 = No (YURSIDYR=2,4)	13320	24.10
		1 = Yes (YURSIDYR=1)	153	0.28
YFOST	Len: 1	SPENT TIME IN FOST CARE FOR EMOT PROB IN PST YR	Freq	Pct
		. = Unknown/Aged 18+ (Otherwise)	41788	75.61
		0 = No (YUFCARYR=2,4)	13423	24.29
		1 = Yes (YUFCARYR=1)	60	0.11
YDAYTRT	Len: 1	SPENT TIME IN DAY TRMT PRG FOR EMOT PRB IN PST YR	Freq	Pct
		. = Unknown/Aged 18+ (Otherwise)	41806	75.64
		0 = No (YUDYTXYR=2,4)	13195	23.87
		1 = Yes (YUDYTXYR=1)	270	0.49
YCLIN	Len: 1	RCVD EMOT TRMT IN MENT HLTH CLNC IN PST YR	Freq	Pct
		. = Unknown/Aged 18+ (Otherwise)	41816	75.66
		0 = No (YUMHCRYR=2,4)	13029	23.57
		1 = Yes (YUMHCRYR=1)	426	0.77
YTHER	Len: 1	RCVD EMOT TRMT FROM THERAPIST IN PST YR	Freq	Pct
		. = Unknown/Aged 18+ (Otherwise)	41832	75.69
		0 = No (YUTPSTYR=2,4)	11873	21.48
		1 = Yes (YUTPSTYR=1)	1566	2.83
YHOME	Len: 1	RCVD EMOT TRMT FROM IN-HOME COUNS IN PST YR	Freq	Pct
		. = Unknown/Aged 18+ (Otherwise)	41840	75.70
		0 = No (YUIHTPYR=2,4)	12920	23.38
		1 = Yes (YUIHTPYR=1)	511	0.92
YPED	Len: 1	RCVD EMOT TRMT FROM FAMLY DOC IN PST YR	Freq	Pct
		. = Unknown/Aged 18+ (Otherwise)	41849	75.72
		0 = No (YUFDOCYR=2,4)	13009	23.54
		1 = Yes (YUFDOCYR=1)	413	0.75

RECODED YOUTH MENTAL HEALTH TREATMENT

YSPEC	Len: 1	ATTND SCHOOL OR PROGRAM FOR EMOT PROB IN PST YR	Freq	Pct
		. = Unknown/Aged 18+ (Otherwise)	41916	75.84
		0 = No ((YUSCEMYR=2 and YUSCPGYR=2) or YEATNDYR=2)	12664	22.91
		1 = Yes (YUSCEMYR=1 or YUSCPGYR=1)	691	1.25

YSHSW	Len: 1	TLKD W/SCH SOC WKR/PSY/COUNS FOR EMOT PROB PST YR	Freq	Pct
		. = Unknown/Aged 18+ (Otherwise)	41915	75.84
		0 = No (YUSWSCYR=2 or YEATNDYR=2)	11970	21.66
		1 = Yes (YUSWSCYR=1)	1386	2.51

YJAIL	Len: 1	YTH RCVD SVCS FOR EMOT PROB IN PY IN JUV JUSTICE	Freq	Pct
		. = Unknown/Aged 18+ (Otherwise)	41778	75.59
		0 = No (YUJVDTYR=2 or YUJVDTON=2)	13451	24.34
		1 = Yes (YUJVDTYR=1)	42	0.08

The following variable, ANYMHIN2, indicates whether a youth reported receiving specialty inpatient/residential mental health services in the past year from any of two specific inpatient/residential sources for problems with behavior or emotions that were not caused by alcohol or drugs. This variable was created based on the following two sources of treatment variables: stayed overnight in hospital (YHOSP) and stayed in residential treatment facility (YRESID). Youths who reported a positive response (source variable=1) to either question were included in the yes category. Youths who did not report a positive response, but answered both questions were included in the no category. Youths who did not report a positive response and did not answer both questions, and adults, were included in the unknown/18+ category.

ANYMHIN2	Len: 1	REV YTH RCVD SPEC INPATIENT MH SERVICES IN PY	Freq	Pct
		. = Unknown/Aged 18+ (Otherwise)	41800	75.63
		0 = No (YHOSP=0 and YRESID=0)	13119	23.74
		1 = Yes (YHOSP=1 or YRESID=1)	352	0.64

The following variable, ANYMHOUT, indicates whether a youth reported receiving specialty outpatient mental health services in the past year from any of 4 specific outpatient sources for problems with behavior or emotions that were not caused by alcohol or drugs. This variable was created based on the following 4 source of treatment variables: spent time in a day treatment facility (YDAYTRT), received treatment at a mental health clinic (YCLIN), from a private therapist (YTHER), and from an in-home therapist (YHOME). Youths who reported a positive response (source variable=1) to one or more of the 4 questions were included in the yes category regardless of how many of the 4 questions they answered. Youths who did not report a positive response, but answered all 4 of the questions were included in the no category. Youths who did not report a positive response and did not answer all the questions, and adults were included in the unknown/18+ category.

ANYMHOUT	Len: 1	YTH RCVD SPEC OUTPATIENT MH SERVICES IN PY	Freq	Pct
		. = Unknown/Aged 18+ (Otherwise)	41857	75.73
		0 = No (YDAYTRT, YCLIN, YTHER, and YHOME=0)	11585	20.96
		1 = Yes (YDAYTRT, YCLIN, YTHER, or YHOME=1)	1829	3.31

The following variable, ANYSMH2, indicates whether a youth reported receiving specialty mental health services in the past year from any of six specific inpatient/residential or outpatient specialty sources for problems with behavior or emotions that were not caused by alcohol or drugs. This variable was created based on the following six source of treatment variables: stayed overnight in a hospital (YHOSP), stayed in a residential treatment facility (YRESID), spent time in a day treatment facility (YDAYTRT), received treatment from a mental health clinic (YCLIN), from a private therapist (YTHER), and from an in-home therapist (YHOME). Youths who reported a positive response (source variable=1) to one or more of the six questions were included in the yes category regardless of how many of the six questions they answered. Youths who did not report a positive response, but answered all six of the questions were included in the no category. Youths who did not report a positive response and did not answer all the questions, and adults were included in the unknown/18+ category.

ANYSMH2	Len: 1	REV YTH RCVD SPECIALTY MENTAL HLTH SRVC IN PST YR	Freq	Pct
		. = Unknown/Aged 18+ (See comment above)	41868	75.75
		0 = No (All above source variables=0)	11424	20.67
		1 = Yes (Any above source variable=1)	1979	3.58

RECODED YOUTH MENTAL HEALTH TREATMENT

The following variable, ANYNSMH, indicates whether a youth reported receiving nonspecialty mental health services in the past year from any of five specific nonspecialty sources for problems with behavior or emotions that were not caused by alcohol or drugs. This variable was created based on the following five source of treatment variables: school social worker, school psychologist, or school counselor (YSHSW), special school or program within a regular school for students with emotional or behavioral problems (YSPEC), pediatrician or other family doctor (YPED), juvenile detention center, prison, or jail (YJAIL), and foster care or therapeutic foster care (YFOST). Youths who reported a positive response (source variable=1) to one or more of the five questions were included in the yes category regardless of how many of the five questions they answered. Youths who did not report a positive response, but answered all five of the questions were included in the no category. Youths who did not report a positive response and did not answer all the questions, and adults were included in the unknown/18+ category.

ANYNSMH	Len: 1	YTH RCVD NONSPECIALTY MENTAL HLTH SRVC IN PST YR	Freq	Pct
.	=	Unknown/Aged 18+ (See comment above)	42000	75.99
0	=	No (All above source variables=0)	11112	20.10
1	=	Yes (Any above source variable=1)	2159	3.91

The following variable, ANYMHED2, indicates whether a youth enrolled in school reported receiving mental health services in the past year from education sources for problems with behavior or emotions that were not caused by alcohol or drugs. This variable was created using the following source of treatment variables: talked to school social worker, school psychologists, or school counselors for problems (YSHSW) and attended a special school or participated in a special program at a regular school for problems (YSPEC). Youths who reported a positive response (source variable=1) to one or more of these questions were included in the yes category regardless of how many of the questions they answered. Youths who did not report a positive response, but answered both questions were included in the no category. Youths who did not report a positive response and did not answer both questions, and adults were included in the unknown/18+ category. This variable is not comparable with variables named similarly in past NSDUHs due to questionnaire changes in the Youth Mental Health Utilization module.

ANYMHED2	Len: 1	YTH RCVD EDUCATION MENTAL HEALTH SRVC IN PST YR	Freq	Pct
.	=	Unknown/Aged 18+ (Otherwise)	41940	75.88
0	=	No (YSHSW=0 and YSPEC=0)	11459	20.73
1	=	Yes (YSHSW=1 or YSPEC=1)	1872	3.39

The following variable, ANYSEDMF, indicates whether a youth reported receiving specialty mental health services along with services from education, general medicine (family doctor/pediatrician), or foster care or therapeutic foster care settings in the past year for problems with behavior or emotions that were not caused by alcohol or drugs. This variable was created using the following four source of treatment variables: received specialty mental health services (ANYSMH2), education setting-based mental health services (ANYMHED2), treatment from a family doctor/pediatrician (YPED), and foster care or therapeutic foster care (YFOST). Included in the unknown/18+ category were youths who did not provide enough information to determine whether mental health care was received at both a specialty mental health service along with services from either an education or general medical setting [ANYSMH2=, or {ANYSMH2=1 and (none of ANYMHED2, YPED, or YFOST equal 1 but at least one is missing)}}] and adults.

ANYSEDMF	Len: 1	YTH RCVD SPEC MH AND ED, MED, OR FOST SRVC IN PY	Freq	Pct
.	=	Unknown/Aged 18+ (See comment above)	41878	75.77
0	=	No (ANYSMH2=0 or (ANYMHED2=0, YPED=0, & YFOST=0))	12522	22.66
1	=	Yes (ANYSMH2=1 & (ANYMHED2=1, YPED=1, or YFOST=1))	871	1.58

NOTE: The following 10 variables contain information on the number of times a youth received mental health services from specific mental health sources.

HOSPVS	Len: 1	# NIGHTS YTH STAYED IN HOSP FOR MH SRVC IN PY	Freq	Pct
.	=	Unknown/18+ (Otherwise)	41815	75.65
1	=	1 Night (YUHOSPN2=1)	113	0.20
2	=	2 Nights (YUHOSPN2=2)	33	0.06
3	=	3-6 Nights (YUHOSPN2=3-6)	64	0.12
4	=	7-24 Nights (YUHOSPN2=7-24)	62	0.11
5	=	25 or More Nights (YUHOSPN2=25-31)	18	0.03
6	=	No Nights (YUHOSPN2=2)	13166	23.82

RESIDVS	Len: 1	# NIGHTS YTH STAYED IN RESID CTR FOR MH SRVC IN PY	Freq	Pct
.	=	Unknown/18+ (Otherwise)	41808	75.64
1	=	1 Night (YURSIDN2=1)	41	0.07
2	=	2 Nights (YURSIDN2=2)	21	0.04
3	=	3-6 Nights (YURSIDN2=3-6)	31	0.06
4	=	7-24 Nights (YURSIDN2=7-24)	35	0.06
5	=	25 or More Nights (YURSIDN2=25-31)	15	0.03
6	=	No Nights (YURSIDN2=2)	13320	24.10

RECODED YOUTH MENTAL HEALTH TREATMENT

FOSTVST	Len: 1	# NIGHTS YTH STAYED IN FOST CARE FOR MH SRVC IN PY	Freq	Pct
	.	= Unknown/18+ (Otherwise)	41792	75.61
	1	= 1 Night (YUFCARN2=1).....	17	0.03
	2	= 2 Nights (YUFCARN2=2).....	10	0.02
	3	= 3-6 Nights (YUFCARN2=3-6).....	3	0.01
	4	= 7-24 Nights (YUFCARN2=7-24).....	12	0.02
	5	= 25 or More Nights (YUFCARN2=25-31).....	14	0.03
	6	= No Nights (YUFCARYR=2).....	13423	24.29
DYTXVST	Len: 1	# TIMES YTH VISITED DAY TRMT PROG IN PY	Freq	Pct
	.	= Unknown/18+ (Otherwise)	41824	75.67
	1	= 1 Visit (YUDYTXN2=1).....	79	0.14
	2	= 2 Visits (YUDYTXN2=2).....	40	0.07
	3	= 3-6 Visits (YUDYTXN2=3-6).....	45	0.08
	4	= 7-24 Visits (YUDYTXN2=7-24).....	65	0.12
	5	= 25 or More Visits (YUDYTXN2=25-31).....	23	0.04
	6	= No Visits (YUDYTXR=2).....	13195	23.87
CLINVST	Len: 1	# TIMES YTH VISITED MENT HLTH CLIN IN PY	Freq	Pct
	.	= Unknown/18+ (Otherwise)	41857	75.73
	1	= 1 Visit (YUMHCRN2=1).....	93	0.17
	2	= 2 Visits (YUMHCRN2=2).....	62	0.11
	3	= 3-6 Visits (YUMHCRN2=3-6).....	90	0.16
	4	= 7-24 Visits (YUMHCRN2=7-24).....	97	0.18
	5	= 25 or More Visits (YUMHCRN2=25-31).....	43	0.08
	6	= No Visits (YUMHCRYR=2).....	13029	23.57
THERVST	Len: 1	# TIMES YTH VISITED THERAPIST IN PY	Freq	Pct
	.	= Unknown/18+ (Otherwise)	41978	75.95
	1	= 1 Visit (YUTPSTN2=1).....	258	0.47
	2	= 2 Visits (YUTPSTN2=2).....	208	0.38
	3	= 3-6 Visits (YUTPSTN2=3-6).....	410	0.74
	4	= 7-24 Visits (YUTPSTN2=7-24).....	382	0.69
	5	= 25 or More Visits (YUTPSTN2=25-31).....	162	0.29
	6	= No Visits (YUTPSTYR=2).....	11873	21.48
HOMEVST	Len: 1	# TIMES YTH RCVD IN-HOME COUNSELING IN PY	Freq	Pct
	.	= Unknown/18+ (Otherwise)	41899	75.81
	1	= 1 Time (YUIHTPN2=1).....	103	0.19
	2	= 2 Times (YUIHTPN2=2).....	73	0.13
	3	= 3-6 Times (YUIHTPN2=3-6).....	123	0.22
	4	= 7-24 Times (YUIHTPN2=7-24).....	105	0.19
	5	= 25 or More Times (YUIHTPN2=25-31).....	48	0.09
	6	= No Times (YUIHTPYR=2).....	12920	23.38

RECODED YOUTH MENTAL HEALTH TREATMENT

The following variable, SPINVST2, indicates how many overnight stays were reported at an inpatient/residential specialty mental health service in the past year. The number of overnight stays is calculated by adding the number of overnight stays at a hospital (YUHOSPN2) and residential treatment center (YURSIDN2). A value of 6 (No Overnight Stays) was assigned whenever a respondent said they had used none of the services (YUHOSPYR=2 and YURSIDYR=2). A value of missing was assigned when the response to whether received treatment or number of overnight stays was unknown for either of the locations (YUHOSPYR or YURSIDYR=85, 94, 97, 98 OR either of YUHOSPN2 or YURSIDN2=985, 994, 997, 998), unless the overnight stays for the service with non-missing information was greater than or equal to 25, in which case a value of 5 (25 or more stays) was assigned. A missing value was also assigned for respondents aged 18 or older.

Prior to the 2013 NSDUH, a different version of the variable for number of visits or overnight stays at an inpatient/residential specialty mental health service in the past year, SPINVST, was created that included the variables YUFCARN2 and YUFCARYR that determined the number of visits in foster care. During the 2013 NSDUH process, it was determined that treatment received through foster care should be included in the nonspecialty treatment category instead; thus the variable SPINVST2 was created.

SPINVST2	Len: 1	# NIGHTS YTH STAYED IN SPECIALTY INPATIENT MH SRVC	Freq	Pct
.		= Unknown/18+ (See comment above)	41844	75.71
1		= 1 Overnight Stay (See comment above).....	91	0.16
2		= 2 Overnight Stays (See comment above).....	53	0.10
3		= 3-6 Overnight Stays (See comment above).....	57	0.10
4		= 7-24 Overnight Stays (See comment above).....	77	0.14
5		= 25 or More Overnight Stays (See comment above).....	30	0.05
6		= No Overnight Stays (See comment above)	13119	23.74

The following variable, SPOUTVST, indicates how many times a specialty outpatient mental health service was visited in the past year. The number of visits is calculated by adding the number of visits to a day treatment facility (YUDYTXN2), mental health clinic (YUMHCRN2), private therapist (YUTPSTN2), and an in-home therapist (YUIHTPN2). A value of 6 (No Visits) was assigned whenever a respondent said they had used none of the services (YUDYTXYR, YUMHCRYR, YUTPSTYR, YUIHTPYR all equal 2). A value of missing was assigned when the response to whether received treatment or number of visits was unknown for any of the 4 locations (any of YUDYTXYR, YUMHCRYR, YUTPSTYR, YUIHTPYR=85, 94, 97, 98 OR any of YUDYTXN2, YUMHCRN2, YUTPSTN2, YUIHTPN2=985, 994, 997, 998), unless the sum of the visits for services with non-missing information was greater than or equal to 25, in which case a value of 5 (25 or more visits) was assigned. A missing value was also assigned for respondents aged 18 or older.

SPOUTVST	Len: 1	# TIMES YTH VISITED A SPECIALTY OUTPATIENT MH SRVC	Freq	Pct
.		= Unknown/18+ (See comment above)	42056	76.09
1		= 1 Visit (See comment above)	254	0.46
2		= 2 Visits (See comment above)	222	0.40
3		= 3-6 Visits (See comment above)	420	0.76
4		= 7-24 Visits (See comment above)	466	0.84
5		= 25 or more Visits (See comment above)	268	0.48
6		= No Visits (See comment above)	11585	20.96

The following variable, SMHVST2, indicates the number of visits or overnight stays to a specialty mental health service in the past year. The number of visits/overnight stays is calculated by adding the number of overnight stays in a hospital (YUHOSPN2) and residential treatment center (YURSIDN2), and the number of visits to a day treatment facility (YUDYTXN2), mental health clinic (YUMHCRN2), private therapist (YUTPSTN2), and in-home therapist (YUIHTPN2). A value of 6 (No Visits/Overnight Stays) was assigned whenever a respondent said they had used none of the services (YUHOSPYR, YURSIDYR, YUDYTXYR, YUMHCRYR, YUTPSTYR, YUIHTPYR all equal 2). A value of missing was assigned when the response to whether received treatment or number of visits/stays was unknown for any of the 6 locations (any of YUHOSPYR, YURSIDYR, YUDYTXYR, YUMHCRYR, YUTPSTYR, YUIHTPYR=85, 94, 97, 98 OR any of YUHOSPN2, YURSIDN2, YUDYTXN2, YUMHCRN2, YUTPSTN2, YUIHTPN2=985, 994, 997, 998), unless the sum of the visits/overnight stays for services with non-missing information was greater than or equal to 25, in which case a value of 5 (25 or more visits/stays) was assigned. A missing value was also assigned for respondents aged 18 or older.

SMHVST2	Len: 1	REV # STAYS/VISITS YTH MADE TO SPEC MH SERVICE	Freq	Pct
.		= Unknown/18+ (See comment above)	42093	76.16
1		= 1 Visit/Overnight Stay (See comment above).....	298	0.54
2		= 2 Visits/Overnight Stays (See comment above)	237	0.43
3		= 3-6 Visits/Overnight Stays (See comment above)	434	0.79
4		= 7-24 Visits/Overnight Stays (See comment above)	485	0.88
5		= 25 or More Visits/Stays (See comment above).....	300	0.54
6		= No Visits/Stays (See comment above)	11424	20.67

RECODED YOUTH MENTAL HEALTH TREATMENT

NOTE: The following 13 variables contain the reasons that youths received their most recent mental health services from at least one inpatient/residential specialty mental health source for emotional or behavioral problems not caused by alcohol or drugs. These variables are not comparable to similar named variables found in previous NSDUHs due to the relocation of foster care into the nonspecialty treatment category instead of the specialty treatment category where it previously was included.

The following variable, SIMHSUI2, indicates whether a respondent received their most recent mental health services from at least one inpatient/residential specialty mental health source in the past year because they thought about or tried to kill themselves. This recode was created by examination of the following source variables: stayed overnight in hospital (YUHOSUIC) or residential treatment center (YURSSUIC) because of suicidal thoughts. None of the write-in other-specify values were applicable for this variable. Adults, youths that did not report receiving services from either of these inpatient/residential sources in the past year, and youths that reported receiving services in the past year, but did not indicate a valid reason for receiving services at any of these locations were assigned to the unknown category.

SIMHSUI2	Len: 1	REV YTH LST RCVD INPT SP MH SVC B/C TRIED SUIC	Freq	Pct
.	=	No Trt/Unknwn Reason/Aged 18+ (See comment above).....	55002	99.51
0	=	Reason Not Indicated (Otherwise)	116	0.21
1	=	Reason Indicated (Any source variable=1,3).....	153	0.28

The following variable, SIMHDPR2, indicates whether a respondent received their most recent mental health services from at least one inpatient specialty mental health source in the past year because they were depressed. This recode was created by examination of the following source variables: stayed overnight in hospital (YUHODEPR) or residential treatment center (YURSDPR) because they were depressed. None of the write-in other-specify values were applicable for this variable. Adults, youths that did not report receiving services from either of these inpatient sources in the past year, and youths that reported receiving services in the past year, but did not indicate a valid reason for receiving services at any of these locations were assigned to the unknown category.

SIMHDPR2	Len: 1	REV YTH LST RCVD INPT SP MH SVC B/C DEPRESSED	Freq	Pct
.	=	No Trt/Unknwn Reason/Aged 18+ (See comment above).....	55004	99.52
0	=	Reason Not Indicated (Otherwise)	107	0.19
1	=	Reason Indicated (Any source variable=1,3).....	160	0.29

The following variable, SIMHFEA2, indicates whether a respondent received their most recent mental health services from at least one inpatient specialty mental health source in the past year because they were afraid/tense. This recode was created by examination of the following source variables: stayed overnight in hospital (YUHOFEAR) or residential treatment center (YURSFEAR) because they were afraid/tense. None of the write-in other-specify values were applicable for this variable. Adults, youths that did not report receiving services from either of these sources in the past year, and youths that reported receiving services in the past year, but did not indicate a valid reason for receiving services at any of these locations were assigned to the unknown category.

SIMHFEA2	Len: 1	REV YTH LST RCVD INPT SP MH SVC B/C AFRAID/TENSE	Freq	Pct
.	=	No Trt/Unknwn Reason/Aged 18+ (See comment above).....	55007	99.52
0	=	Reason Not Indicated (Otherwise)	206	0.37
1	=	Reason Indicated (Any source variable=1,3).....	58	0.10

The following variable, SIMHBRK2, indicates whether a respondent received their most recent mental health services from at least one inpatient specialty mental health source in the past year because they broke rules or "acted out". This recode was created by examination of the following source variables: stayed overnight in hospital (YUHOBKRU) or residential treatment center (YURSBKRU) because they broke rules or "acted out". None of the write-in other-specify values were applicable for this variable. Adults, youths that did not report receiving services from either of these inpatient sources in the past year, and youths that reported receiving services in the past year, but did not indicate a valid reason for receiving services at any of these locations were assigned to the unknown category.

SIMHBRK2	Len: 1	REV YTH LST RCVD INPT SP MH SVC B/C BROKE RULES	Freq	Pct
.	=	No Trt/Unknwn Reason/Aged 18+ (See comment above).....	55009	99.53
0	=	Reason Not Indicated (Otherwise)	220	0.40
1	=	Reason Indicated (Any source variable=1,3).....	42	0.08

RECODED YOUTH MENTAL HEALTH TREATMENT

The following variable, SIMHEAT2, indicates whether a respondent received their most recent mental health services from at least one inpatient specialty mental health source in the past year because they had eating problems. This recode was created by examination of the following source variables: stayed overnight in hospital (YUHOEATP) or residential treatment center (YURSEATP) because they had eating problems. None of the write-in other-specify values were applicable for this variable. Adults, youths that did not report receiving services from either of these inpatient sources in the past year, and youths that reported receiving services in the past year, but did not indicate a valid reason for receiving services at any of these locations were assigned to the unknown category.

SIMHEAT2	Len: 1	REV YTH LST RCVD INPT SP MH SVC B/C EATING PRBLMS	Freq	Pct
.	=	No Trt/Unknwn Reason/Aged 18+ (See comment above)	55008	99.52
0	=	Reason Not Indicated (Otherwise)	229	0.41
1	=	Reason Indicated (Any source variable=1,3)	34	0.06

The following variable, SIMHANG2, indicates whether a respondent received their most recent mental health services from at least one inpatient specialty mental health source in the past year because they had trouble controlling anger. This recode was created by examination of the following source variables: stayed overnight in hospital (YUHOANGR) or residential treatment center (YURSANGR) because they had trouble controlling anger. None of the write-in other-specify values were applicable for this variable. Adults, youths that did not report receiving services from either of these inpatient sources in the past year, and youths that reported receiving services in the past year, but did not indicate a valid reason for receiving services at any of these locations were assigned to the unknown category.

SIMHANG2	Len: 1	REV YTH LST RCVD INPT SP MH SVC B/C ANGER CONTROL	Freq	Pct
.	=	No Trt/Unknwn Reason/Aged 18+ (See comment above)	55009	99.53
0	=	Reason Not Indicated (Otherwise)	224	0.41
1	=	Reason Indicated (Any source variable=1,3)	38	0.07

The following variable, SIMHFIT2, indicates whether a respondent received their most recent mental health services from at least one inpatient specialty mental health source in the past year because they were in physical fights. This recode was created by examination of the following source variables: stayed overnight in hospital (YUHOFFITE) or residential treatment center (YURSFITE) because they were in physical fights. None of the write-in other-specify values were applicable for this variable. Adults, youths that did not report receiving services from any of the 3 inpatient sources in the past year, and youths that reported receiving services in the past year, but did not indicate a valid reason for receiving services at any of these locations were assigned to the unknown category.

SIMHFIT2	Len: 1	REV YTH LST RCVD INPT SP MH SVC B/C PHYS FIGHT	Freq	Pct
.	=	No Trt/Unknwn Reason/Aged 18+ (See comment above)	55011	99.53
0	=	Reason Not Indicated (Otherwise)	248	0.45
1	=	Reason Indicated (Any source variable=1,3)	12	0.02

The following variable, SIMHFML2, indicates whether a respondent received their most recent mental health services from at least one inpatient specialty mental health source in the past year because they had problems at home or in their family. This recode was created by examination of the following source variables: stayed overnight in hospital (YUHOFMLY) or residential treatment center (YURSFMLY) because they had problems at home or in their family, as well as the write-in other-specify variables: most important reason for staying overnight in a hospital or residential treatment center was because they had problems at home or in their family. A respondent was classified as having indicated that they received mental health services for this reason if any of the above source variables=1, 3 or if any of the write-in other-specify variables indicated home or family problems. Adults, youths that did not report receiving services from either of these inpatient sources in the past year, and youths that reported receiving services in the past year, but did not indicate a valid reason for receiving services at any of these locations were assigned to the unknown category.

SIMHFML2	Len: 1	REV YTH LST RCVD INPT SP MH SVC B/C HOME/FAM PROB	Freq	Pct
.	=	No Trt/Unknwn Reason/Aged 18+ (See comment above)	55011	99.53
0	=	Reason Not Indicated (Otherwise)	231	0.42
1	=	Reason Indicated (See comment above)	29	0.05

The following variable, SIMHFRD2, indicates whether a respondent received their most recent mental health services from at least one inpatient specialty mental health source in the past year because they had problems with a friend. This recode was created by examination of the following source variables: stayed overnight in hospital (YUHOFRND) or residential treatment center (YURSFRND) because they had problems with a friend. None of the write-in other-specify values were applicable for this variable. Adults, youths that did not report receiving services from either of these inpatient sources in the past year, and youths that reported receiving services in the past year, but did not indicate a valid reason for receiving services at any of these locations were assigned to the unknown category.

SIMHFRD2	Len: 1	REV YTH LST RCVD INPT SP MH SVC B/C PROB W/FRND	Freq	Pct
.	=	No Trt/Unknwn Reason/Aged 18+ (See comment above)	55011	99.53
0	=	Reason Not Indicated (Otherwise)	250	0.45
1	=	Reason Indicated (Any source variable=1,3)	10	0.02

RECODED YOUTH MENTAL HEALTH TREATMENT

The following variable, SIMHOTP2, indicates whether a respondent received their most recent mental health services from at least one inpatient specialty mental health source in the past year because they had problems with people other than family or friends. This recode was created by examination of the following source variables: stayed overnight in hospital (YUHOOTPP) or residential treatment center (YURSOTPP) because they had problems with people other than family or friends, as well as the corresponding write-in other-specify variables: most important reason for staying overnight in a hospital or residential treatment center was because they had problems with people other than family or friends. A respondent was classified as having indicated that they received inpatient mental health services for this reason if any of the above source variables=1, 3 or if any of the write-in other-specify variables indicated problems with others. Adults, youths that did not report receiving services from either of these inpatient sources in the past year, and youths that reported receiving services in the past year, but did not indicate a valid reason for receiving services at any of these locations were assigned to the unknown category.

SIMHOTP2	Len: 1	REV YTH LST RCVD INPT SP MH SVC B/C PRB W/OTH PERS	Freq	Pct
.	=	No Trt/Unknwn Reason/Aged 18+ (See comment above)	55011	99.53
0	=	Reason Not Indicated (Otherwise)	246	0.45
1	=	Reason Indicated (See comment above)	14	0.03

The following variable, SIMHSCH2, indicates whether a respondent received their most recent mental health services from at least one inpatient specialty mental health source in the past year because they had problems at school. This recode was created by examination of the following source variables: stayed overnight in hospital (YUHOSCHL) or residential treatment center (YURSSCHL) because they had problems at school. None of the write-in other-specify values were applicable for this variable. Adults, youths that did not report receiving services from either of these inpatient sources in the past year, and youths that reported receiving services in the past year, but did not indicate a valid reason for receiving services at any of these locations were assigned to the unknown category.

SIMHSCH2	Len: 1	REV YTH LST RCVD INPT SP MH SVC B/C PROB AT SCH	Freq	Pct
.	=	No Trt/Unknwn Reason/Aged 18+ (See comment above)	55011	99.53
0	=	Reason Not Indicated (Otherwise)	232	0.42
1	=	Reason Indicated (Any source variable=1,3)	28	0.05

The following variable, SIMHMEN2, indicates whether a respondent received their most recent mental health services from at least one inpatient specialty mental health source in the past year because they had a diagnosed mental disorder. This recode was created based only on responses to other-specify write-in variables: most important reason for staying overnight in a hospital or residential treatment center was because they had a diagnosed mental disorder. A respondent was classified as having indicated that they received mental health services for this reason if any of the above other-specify variables indicated reasons related to mental disorders. Adults, youths that did not report receiving services from either of these inpatient sources in the past year, and youths that reported receiving services in the past year, but did not indicate a valid reason for receiving services at any of these locations were assigned to the unknown category.

SIMHMEN2	Len: 1	REV YTH LST RCVD INPT SP MH SVC B/C DIAG MNTL DIS	Freq	Pct
.	=	No Trt/Unknwn Reason/Aged 18+ (See comment above)	55011	99.53
0	=	Reason Not Indicated (Otherwise)	257	0.46
1	=	Reason Indicated (See comment above)	3	0.01

The following variable, SIMHOTH3, indicates whether a respondent received their most recent mental health services from at least one inpatient specialty mental health source in the past year because of some other reason. This recode was created based only on responses to other-specify write-in variables: most important reason for staying overnight in a hospital or residential treatment center was because of some other reason. A respondent was classified as having indicated that they received mental health services for this reason if any of the above other-specify variables indicated some other reason, not otherwise specified. Adults, youths that did not report receiving services from either of these inpatient sources in the past year, and youths that reported receiving services in the past year, but did not indicate a valid reason for receiving services at any of these locations were assigned to the unknown category.

SIMHOTH3	Len: 1	YTH RCVD LAST SPEC MH SRVC IN PY B/C OTHER REASONS	Freq	Pct
.	=	No Trt/Unknwn Reason/Aged 18+ (See comment above)	55009	99.53
0	=	Reason Not Indicated (Otherwise)	243	0.44
1	=	Reason Indicated (See comment above)	19	0.03

RECODED YOUTH MENTAL HEALTH TREATMENT

NOTE: The following 13 variables contain the reasons that youths received their most recent mental health services from at least one outpatient specialty mental health source for emotional or behavioral problems not caused by alcohol or drugs.

The following variable, SOMHSUI, indicates whether a respondent received their most recent mental health services from at least one outpatient specialty mental health source in the past year because they thought about or tried to kill themselves. This recode was created by examination of the following sources: visited a day treatment program (YUDYSUIC), mental health center (YUMHSUIC), private therapist (YUTPSUIC), or received treatment from an in-home therapist (YUIHSUIC) because of suicidal thoughts. None of the write-in other-specify values were applicable for this variable. Adults, youths that did not report receiving services from any of the 4 outpatient sources in the past year, and youths that reported receiving services in the past year, but did not indicate a valid reason for receiving services at any of these locations were assigned to the unknown category.

SOMHSUI	Len: 1	YTH RCVD LAST OUTPT SPEC MH SRVC B/C TRIED SUIC	Freq	Pct
.	=	No Trt/Unknwn Reason/Aged 18+ (See comment above)	53599	96.97
0	=	Reason Not Indicated (Otherwise)	1235	2.23
1	=	Reason Indicated (Any source variable=1,3)	437	0.79

The following variable, SOMHDPR, indicates whether a respondent received their most recent mental health services from at least one outpatient specialty mental health source in the past year because they were depressed. This recode was created by examination of the following source variables: visited a day treatment program (YUDYDEPR), mental health center (YUMHDEPR), private therapist (YUTPDEPR), and received treatment from in-home therapist (YUIHDEPR) because they were depressed. None of the write-in other-specify values were applicable for this variable. Adults, youths that did not report receiving services from any of the 4 outpatient sources in the past year, and youths that reported receiving services in the past year, but did not indicate a valid reason for receiving services at any of these locations were assigned to the unknown category.

SOMHDPR	Len: 1	YTH RCVD LAST OUTPT SPEC MH SRVC B/C DEPRESSED	Freq	Pct
.	=	No Trt/Unknwn Reason/Aged 18+ (See comment above)	53583	96.95
0	=	Reason Not Indicated (Otherwise)	735	1.33
1	=	Reason Indicated (Any source variable=1,3)	953	1.72

The following variable, SOMHFEA, indicates whether a respondent received their most recent mental health services from at least one outpatient specialty mental health source in the past year because they were afraid/tense. This recode was created by examination of the following source variables: visited a day treatment program (YUDYFEAR), mental health center (YUMHFEAR), private therapist (YUTPFEAR), and received treatment from an in-home therapist (YUIHFEAR) because they were afraid/tense. None of the write-in other-specify values were applicable for this variable. Adults, youths that did not report receiving services from any of the 4 outpatient sources in the past year, and youths that reported receiving services in the past year, but did not indicate a valid reason for receiving services at any of these locations were assigned to the unknown category.

SOMHFEA	Len: 1	YTH RCVD LAST OUTPT SPEC MH SRVC B/C AFRAID/TENSE	Freq	Pct
.	=	No Trt/Unknwn Reason/Aged 18+ (See comment above)	53593	96.96
0	=	Reason Not Indicated (Otherwise)	1235	2.23
1	=	Reason Indicated (Any source variable=1,3)	443	0.80

The following variable, SOMHBRK, indicates whether a respondent received their most recent mental health services from at least one outpatient specialty mental health source in the past year because they broke rules or "acted out". This recode was created by examination of the following source variables: visited a day treatment program (YUDYBKRU), mental health center (YUMHBKRU), private therapist (YUTPBKRU), and received treatment from an in-home therapist (YUIHBKRU) because they broke rules or "acted out". None of the write-in other-specify values were applicable for this variable. Adults, youths that did not report receiving services from any of the 4 outpatient sources in the past year, and youths that reported receiving services in the past year, but did not indicate a valid reason for receiving services at any of these locations were assigned to the unknown category.

SOMHBRK	Len: 1	YTH RCVD LAST OUTPT SPEC MH SRVC B/C BROKE RULE	Freq	Pct
.	=	No Trt/Unknwn Reason/Aged 18+ (See comment above)	53604	96.98
0	=	Reason Not Indicated (Otherwise)	1321	2.39
1	=	Reason Indicated (Any source variable=1,3)	346	0.63

RECODED YOUTH MENTAL HEALTH TREATMENT

The following variable, SOMHEAT, indicates whether a respondent received their most recent mental health services from at least one outpatient specialty mental health source in the past year because they had eating problems. This recode was created by examination of the following source variables: visited a day treatment program (YUDYEATP), mental health center (YUMHEATP), private therapist (YUTPEATP), and received treatment from an in-home therapist (YUIHEATP) because they had eating problems. None of the write-in other-specify values were applicable for this variable. Adults, youths that did not report receiving services from any of the 4 outpatient sources in the past year, and youths that reported receiving services in the past year, but did not indicate a valid reason for receiving services at any of these locations were assigned to the unknown category.

SOMHEAT	Len: 1	YTH RCVD LAST OUTPT SPEC MH SRVC B/C EATING PROBS	Freq	Pct
.	=	No Trt/Unknwn Reason/Aged 18+ (See comment above)	53610	96.99
0	=	Reason Not Indicated (Otherwise)	1462	2.65
1	=	Reason Indicated (Any source variable=1,3)	199	0.36

The following variable, SOMHANGR, indicates whether a respondent received their most recent mental health services from at least one outpatient specialty mental health source in the past year because they had problems controlling anger. This recode was created by examination of the following source variables: visited a day treatment program (YUDYANGR), mental health center (YUMHANGR), private therapist (YUTPANGR), and received treatment from an in-home therapist (YUIHANGR) because they had trouble controlling anger. None of the write-in other-specify values were applicable for this variable. Adults, youths that did not report receiving services from any of the 4 outpatient sources in the past year, and youths that reported receiving services in the past year, but did not indicate a valid reason for receiving services at any of these locations were assigned to the unknown category.

SOMHANGR	Len: 1	YTH RCVD LAST OUTPT SPEC MH SRVC B/C ANGER CONTROL	Freq	Pct
.	=	No Trt/Unknwn Reason/Aged 18+ (See comment above)	53603	96.98
0	=	Reason Not Indicated (Otherwise)	1409	2.55
1	=	Reason Indicated (Any source variable=1,3)	259	0.47

The following variable, SOMHFITE, indicates whether a respondent received their most recent mental health services from at least one outpatient specialty mental health source in the past year because they were in physical fights. This recode was created by examination of the following source variables: visited a day treatment program (YUDYFITE), mental health center (YUMHFITE), private therapist (YUTPFITE), and received treatment from an in-home therapist (YUIHFITE) because they were in physical fights. None of the write-in other-specify values were applicable for this variable. Adults, youths that did not report receiving services from any of the 4 outpatient sources in the past year, and youths that reported receiving services in the past year, but did not indicate a valid reason for receiving services at any of these locations were assigned to the unknown category.

SOMHFITE	Len: 1	YTH RCVD LAST OUTPT SPEC MH SRVC B/C PHYS FIGHT	Freq	Pct
.	=	No Trt/Unknwn Reason/Aged 18+ (See comment above)	53614	97.00
0	=	Reason Not Indicated (Otherwise)	1607	2.91
1	=	Reason Indicated (Any source variable=1,3)	50	0.09

The following variable, SOMHFMLY, indicates whether a respondent received their most recent mental health services from at least one outpatient specialty mental health source in the past year because they had problems at home or in their family. This recode was created by examination of the following source variables: visited a day treatment program (YUDYFMLY), mental health center (YUMHFMLY), private therapist (YUTPFMLY), and received treatment from an in-home therapist (YUIHFMLY) because they had problems at home or in their family, as well as the write-in other-specify variables: most important reason for visits to a day treatment program, mental health center, private therapist, and treatment from an in-home therapist was because they had problems at home or in their family. A respondent was classified as having indicated that they received mental health services for this reason if any of the above source variables=1,3 or if any of the write-in other-specify variables indicated home or family problems. Adults, youths that did not report receiving services from any of the 4 outpatient sources in the past year, and youths that reported receiving services in the past year, but did not indicate a valid reason for receiving services at any of these locations were assigned to the unknown category.

SOMHFMLY	Len: 1	YTH RCVD LAST OUTPT SPEC MH SRVC B/C HOME/FAM PROB	Freq	Pct
.	=	No Trt/Unknwn Reason/Aged 18+ (See comment above)	53597	96.97
0	=	Reason Not Indicated (Otherwise)	1209	2.19
1	=	Reason Indicated (See comment above)	465	0.84

RECODED YOUTH MENTAL HEALTH TREATMENT

The following variable, SOMHFRND, indicates whether a respondent received their most recent mental health services from at least one outpatient specialty mental health source in the past year because they had problems with a friend. This recode was created by examination of the following source variables: visited a day treatment program (YUDYFRND), mental health center (YUMHFRND), private therapist (YUTPFRND), and received treatment from an in-home therapist (YUIHFRND) because they had problems with a friend. None of the write-in other-specify values were applicable for this variable. Adults, youths that did not report receiving services from any of the 4 outpatient sources in the past year, and youths that reported receiving services in the past year, but did not indicate a valid reason for receiving services at any of these locations were assigned to the unknown category.

SOMHFRND	Len: 1	YTH RCVD LAST OUTPT SPEC MH SRVC B/C PROB W/ FRND	Freq	Pct
.	=	No Trt/Unknwn Reason/Aged 18+ (See comment above)	53612	97.00
0	=	Reason Not Indicated (Otherwise)	1446	2.62
1	=	Reason Indicated (Any source variable=1,3)	213	0.39

The following variable, SOMHOTPP, indicates whether a respondent received their most recent mental health services from at least one outpatient specialty mental health source in the past year because they had had problems with people other than family or friends. This recode was created by examination of the following source variables: visited a day treatment program (YUDYOTPP), mental health center (YUMHOTPP), private therapist (YUTPOTPP), and received treatment from an in-home therapist (YUIHOTPP) because they had problems with people other than family or friends, as well as the write-in other-specify variables: most important reason visited a day treatment program, mental health center, private therapist, and received treatment from an in-home therapist was because they had problems with other people other than family or friends. A respondent was classified as having indicated that they received mental health services for this reason if any of the above source variables=1,3 or if any of the write-in other-specify variables indicated problems with others. Adults, youths that did not report receiving services from any of the 4 outpatient sources in the past year, and youths that reported receiving services in the past year, but did not indicate a valid reason for receiving services at any of these locations were assigned to the unknown category.

SOMHOTPP	Len: 1	YTH RCVD LST OUTP SPC MH SRVC B/C PROB W/ OTH PERS	Freq	Pct
.	=	No Trt/Unknwn Reason/Aged 18+ (See comment above)	53613	97.00
0	=	Reason Not Indicated (Otherwise)	1517	2.74
1	=	Reason Indicated (See comment above)	141	0.26

The following variable, SOMHSCHL, indicates whether a respondent received their most recent mental health services from at least one outpatient specialty mental health source in the past year because they had problems at school. This recode was created by examination of the following source variables: visited a day treatment program (YUDYSCHL), mental health center (YUMHSCHL), private therapist (YUTPSCHL), and received treatment from an in-home therapist (YUIHSCHL) because they had problems at school. None of the write-in other-specify values were applicable for this variable. Adults, youths that did not report receiving services from any of the 4 outpatient sources in the past year, and youths that reported receiving services in the past year, but did not indicate a valid reason for receiving services at any of these locations were assigned to the unknown category.

SOMHSCHL	Len: 1	YTH RCVD LAST OUTPT SPEC MH SRVC B/C PROB AT SCH	Freq	Pct
.	=	No Trt/Unknwn Reason/Aged 18+ (See comment above)	53598	96.97
0	=	Reason Not Indicated (Otherwise)	1377	2.49
1	=	Reason Indicated (Any source variable=1,3)	296	0.54

The following variable, SOMHMEND, indicates whether a respondent received their most recent mental health services from at least one outpatient specialty mental health source in the past year because they had a diagnosed mental disorder. This recode was based only on responses to other specify write-in variables: most important reason visited a day treatment program, mental health center, private therapist, and received treatment from an in-home therapist was because they had a diagnosed mental disorder. A respondent was classified as having indicated that they received mental health services for this reason if any of the above other-specify variables indicated reasons related to mental disorders. Adults, youths that did not report receiving services from any of the 4 outpatient sources in the past year, and youths that reported receiving services in the past year, but did not indicate a valid reason for receiving services at any of these locations were assigned to the unknown category.

SOMHMEND	Len: 1	YTH RCVD LAST OUTPT SPEC MH SRVC B/C DIAG MNTL DIS	Freq	Pct
.	=	No Trt/Unknwn Reason/Aged 18+ (See comment above)	53616	97.01
0	=	Reason Not Indicated (Otherwise)	1615	2.92
1	=	Reason Indicated (See comment above)	40	0.07

RECODED YOUTH MENTAL HEALTH TREATMENT

The following variable, SOMHOTH2, indicates whether a respondent received their most recent mental health services from at least one outpatient specialty mental health source in the past year because of some other reasons. This recode was created based only on responses to other-specify write-in variables: most important reason visited a day treatment program, mental health center, private therapist, or received treatment from an in-home therapist was because of some other reason. A respondent was classified as having indicated that they received mental health services for this reason if any of the write-in other-specify variables indicated some other reason, not otherwise specified. Adults, youths that did not report receiving services from any of the 4 outpatient sources in the past year, and youths that reported receiving services in the past year, but did not indicate a valid reason for receiving services at any of these locations were assigned to the unknown category.

SOMHOTH2	Len: 1	YTH RCVD LAST OUTPT SPEC MH SRVC B/C OTHER REASONS	Freq	Pct
.	=	No Trt/Unknwn Reason/Aged 18+ (See comment above)	53611	97.00
0	=	Reason Not Indicated (Otherwise)	1474	2.67
1	=	Reason Indicated (See comment above)	186	0.34

NOTE: The following 13 variables contain the reasons that youths received their most recent mental health services from at least one specialty mental health source for emotional or behavioral problems not caused by alcohol or drugs. These variables are not comparable to similar named variables found in previous NSDUHs due to the relocation of foster care into the nonspecialty treatment category instead of the specialty treatment category where it previously was included.

The following variable, SMHSUI2, indicates whether a respondent received their most recent mental health services from at least one specialty mental health source in the past year because they thought about or tried to kill themselves. This recode was created by examination of the following source variables: stayed overnight in hospital (YUHOSUIC), residential treatment center (YURSSUIC), or visited a day treatment program (YUDYSUIC), mental health center (YUMHSUIC), private therapist (YUTPSUIC), or received treatment from an in-home therapist (YUIHSUIC) because of suicidal thoughts. None of the write-in other-specify values were applicable for this variable. Adults, youths that did not report receiving services from any of the 6 specialty sources in the past year, and youths that reported receiving services in the past year, but did not indicate a valid reason for receiving services at any of these locations were assigned to the unknown category.

SMHSUI2	Len: 1	REV YTH LST RCVD SP MH SVC IN PY BC TRIED SUIC	Freq	Pct
.	=	No Trt/Unknwn Reason/Aged 18+ (See comment above)	53518	96.83
0	=	Reason Not Indicated (Otherwise)	1262	2.28
1	=	Reason Indicated (Any source variable=1,3)	491	0.89

The following variable, SMHDPR2, indicates whether a respondent received their most recent mental health services from at least one specialty mental health source in the past year because they were depressed. This recode was created by examination of the following source variables: stayed overnight in hospital (YUHODEPR), residential treatment center (YURSDEPR), or visited a day treatment program (YUDYDEPR), mental health center (YUMHDEPR), private therapist (YUTPDEPR), or received treatment from an in-home therapist (YUIHDEPR) because they were depressed. None of the write-in other-specify values were applicable for this variable. Adults, youths that did not report receiving services from any of the 6 specialty sources in the past year, and youths that reported receiving services in the past year, but did not indicate a valid reason for receiving services at any of these locations were assigned to the unknown category.

SMHDPR2	Len: 1	REV YTH LST RCVD SP MH SVC IN PY BC DEPRESSED	Freq	Pct
.	=	No Trt/Unknwn Reason/Aged 18+ (See comment above)	53499	96.79
0	=	Reason Not Indicated (Otherwise)	774	1.40
1	=	Reason Indicated (Any source variable=1,3)	998	1.81

The following variable, SMHFEA2, indicates whether a respondent received their most recent mental health services from at least one specialty mental health source in the past year because they were afraid/tense. This recode was created by examination of the following source variables: stayed overnight in hospital (YUHOFEAR), residential treatment center (YURSFEAR), or visited a day treatment program (YUDYFEAR), mental health center (YUMHFEAR), private therapist (YUTPFEAR), or received treatment from an in-home therapist (YUIHFEAR) because they were afraid/tense. None of the write-in other-specify values were applicable for this variable. Adults, youths that did not report receiving services from any of the 6 specialty sources in the past year, and youths that reported receiving services in the past year, but did not indicate a valid reason for receiving services at any of these locations were assigned to the unknown category.

SMHFEA2	Len: 1	REV YTH LST RCVD SP MH SVC IN PY BC AFRAID/TENSE	Freq	Pct
.	=	No Trt/Unknwn Reason/Aged 18+ (See comment above)	53524	96.84
0	=	Reason Not Indicated (Otherwise)	1275	2.31
1	=	Reason Indicated (Any source variable=1,3)	472	0.85

RECODED YOUTH MENTAL HEALTH TREATMENT

The following variable, SMHBRK2, indicates whether a respondent received their most recent mental health services from at least one specialty mental health source in the past year because they broke rules or "acted out". This recode was created by examination of the following source variables: stayed overnight in hospital (YUHOBKRU), residential treatment center (YURSBKRU), or visited a day treatment program (YUDYBKRU), mental health center (YUMHBKRU), private therapist (YUTPBKRU), or received treatment from an in-home therapist (YUIHBKRU) because they broke rules or "acted out". None of the write-in other-specify values were applicable for this variable. Adults, youths that did not report receiving services from any of the 6 specialty sources in the past year, and youths that reported receiving services in the past year, but did not indicate a valid reason for receiving services at any of these locations were assigned to the unknown category.

SMHBRK2	Len: 1	REV YTH LST RCVD SP MH SVC IN PY BC BROKE RULES	Freq	Pct
.	=	No Trt/Unknwn Reason/Aged 18+ (See comment above)	53530	96.85
0	=	Reason Not Indicated (Otherwise)	1374	2.49
1	=	Reason Indicated (Any source variable=1,3)	367	0.66

The following variable, SMHEAT2, indicates whether a respondent received their most recent mental health services from at least one specialty mental health source in the past year because they had eating problems. This recode was created by examination of the following source variables: stayed overnight in hospital (YUHOEATP), residential treatment center (YURSEATP), or visited a day treatment program (YUDYEATP), mental health center (YUMHEATP), private therapist (YUTPEATP), or received treatment from an in-home therapist (YUIHEATP) because they had eating problems. None of the write-in other-specify values were applicable for this variable. Adults, youths that did not report receiving services from any of the 6 specialty sources in the past year, and youths that reported receiving services in the past year, but did not indicate a valid reason for receiving services at any of these locations were assigned to the unknown category.

SMHEAT2	Len: 1	REV YTH LST RCVD SP MH SVC IN PY BC EATING PROBS	Freq	Pct
.	=	No Trt/Unknwn Reason/Aged 18+ (See comment above)	53543	96.87
0	=	Reason Not Indicated (Otherwise)	1518	2.75
1	=	Reason Indicated (Any source variable=1,3)	210	0.38

The following variable, SMHANGR2, indicates whether a respondent received their most recent mental health services from at least one specialty mental health source in the past year because they had trouble controlling anger. This recode was created by examination of the following source variables: stayed overnight in hospital (YUHOANGR), residential treatment center (YURSANGR), or visited a day treatment program (YUDYANGR), mental health center (YUMHANGR), private therapist (YUTPANGR), or received treatment from an in-home therapist (YUIHANGR) because they had trouble controlling anger. None of the write-in other-specify values were applicable for this variable. Adults, youths that did not report receiving services from any of the 6 specialty sources in the past year, and youths that reported receiving services in the past year, but did not indicate a valid reason for receiving services at any of these locations were assigned to the unknown category.

SMHANGR2	Len: 1	REV YTH LST RCVD SP MH SVC IN PY BC ANGER CNTRL	Freq	Pct
.	=	No Trt/Unknwn Reason/Aged 18+ (See comment above)	53532	96.85
0	=	Reason Not Indicated (Otherwise)	1455	2.63
1	=	Reason Indicated (Any source variable=1,3)	284	0.51

The following variable, SMHFITE2, indicates whether a respondent received their most recent mental health services from at least one specialty mental health source in the past year because they were in physical fights. This recode was created by examination of the following source variables: stayed overnight in hospital (YUHOHITE), residential treatment center (YURSFITE), or visited a day treatment program (YUDYHITE), mental health center (YUMHFITE), private therapist (YUTPFITE), or received treatment from an in-home therapist (YUIHFITE) because they were in physical fights. None of the write-in other-specify values were applicable for this variable. Adults, youths that did not report receiving services from any of the 6 specialty sources in the past year, and youths that reported receiving services in the past year, but did not indicate a valid reason for receiving services at any of these locations were assigned to the unknown category.

SMHFITE2	Len: 1	REV YTH LST RCVD SP MH SVC IN PY BC PHYS FIGHT	Freq	Pct
.	=	No Trt/Unknwn Reason/Aged 18+ (See comment above)	53549	96.88
0	=	Reason Not Indicated (Otherwise)	1662	3.01
1	=	Reason Indicated (Any source variable=1,3)	60	0.11

RECODED YOUTH MENTAL HEALTH TREATMENT

The following variable, SMHFMLY2, indicates whether a respondent received their most recent mental health services from at least one specialty mental health source in the past year because they had problems at home or in their family. This recode was created by examination of the following source variables: stayed overnight in hospital (YUHOFMLY), residential treatment center (YURSFMLY), or visited a day treatment program (YUDYFMLY), mental health center (YUMHFMLY), private therapist (YUTPFMLY), or received treatment from an in-home therapist (YUIHFMLY) because they had problems at home or in their family, as well as the write-in other-specify variables: most important reason for staying overnight in a hospital, residential treatment center, or visited a day treatment program, mental health center, private therapist, or received treatment from an in-home therapist was because they had problems at home or in their family. A respondent was classified as having indicated that they received mental health services for this reason if any of the above source variables=1, 3 or if any of the write-in other-specify variables indicated home or family problems. Adults, youths that did not report receiving services from any of the 6 specialty sources in the past year, and youths that reported receiving services in the past year, but did not indicate a valid reason for receiving services at any of these locations were assigned to the unknown category.

SMHFMLY2	Len: 1	YTH RCVD LAST SPEC MH SRVC IN PY B/C HOME/FAM PRB	Freq	Pct
.	=	No Trt/Unknwn Reason/Aged 18+ (See comment above)	53530	96.85
0	=	Reason Not Indicated (Otherwise)	1259	2.28
1	=	Reason Indicated (See comment above)	482	0.87

The following variable, SMHFRND2, indicates whether a respondent received their most recent mental health services from at least one specialty mental health source in the past year because they had problems with a friend. This recode was created by examination of the following source variables: stayed overnight in hospital (YUHOFRND), residential treatment center (YURSFRND), or visited a day treatment program (YUDYFRND), mental health center (YUMHFRND), private therapist (YUTPFRND), or received treatment from an in-home therapist (YUIHFRND) because they had problems with a friend. None of the write-in other-specify values were applicable for this variable. Adults, youths that did not report receiving services from any of the 6 specialty sources in the past year, and youths that reported receiving services in the past year, but did not indicate a valid reason for receiving services at any of these locations were assigned to the unknown category.

SMHFRND2	Len: 1	REV YTH LST RCVD SP MH SVC IN PY BC PROB W/FRND	Freq	Pct
.	=	No Trt/Unknwn Reason/Aged 18+ (See comment above)	53546	96.88
0	=	Reason Not Indicated (Otherwise)	1504	2.72
1	=	Reason Indicated (Any source variable=1,3)	221	0.40

The following variable, SMHOTPP2, indicates whether a respondent received their most recent mental health services from at least one specialty mental health source in the past year because they had problems with people other than family or friends. This recode was created by examination of the following source variables: stayed overnight in hospital (YUHOOTPP), residential treatment center (YURSOTPP), or visited a day treatment program (YUDYOTPP), mental health center (YUMHOTPP), private therapist (YUTPOTPP), or received treatment from an in-home therapist (YUIHOTPP) because they had problems with other people other than family or friends, as well as the write-in other-specify variables: most important reason for staying overnight in a hospital, residential treatment center, or visits to a day treatment program, mental health center, private therapist, or received treatment from an in-home therapist because they had problems with other people other than family or friends. A respondent was classified as having indicated that they received mental health services for this reason if any of the above source variables=1, 3 or if any of the write-in other-specify variables indicated problems with others. Adults that did not report receiving services from any of the 6 specialty sources in the past year, and youths that reported receiving services in the past year, but did not indicate a valid reason for receiving services at any of these locations were assigned to the unknown category.

SMHOTPP2	Len: 1	YTH RCVD LST SPC MH SRVC IN PY B/C PRB W/ OTH PERS	Freq	Pct
.	=	No Trt/Unknwn Reason/Aged 18+ (See comment above)	53546	96.88
0	=	Reason Not Indicated (Otherwise)	1574	2.85
1	=	Reason Indicated (See comment above)	151	0.27

The following variable, SMHSCHL2, indicates whether a respondent received their most recent mental health services from at least one specialty mental health source in the past year because they had problems at school. This recode was created by examination of the following source variables: stayed overnight in hospital (YUHOSCHL), residential treatment center (YURSSCHL), or visited a day treatment program (YUDYSCHL), mental health center (YUMHSCHL), private therapist (YUTPSCHL), or received treatment from an in-home therapist (YUIHSCHL) because they had problems at school. None of the write-in other-specify values were applicable for this variable. Adults, youths that did not report receiving services from any of the 6 specialty sources in the past year, and youths that reported receiving services in the past year, but did not indicate a valid reason for receiving services at any of these locations were assigned to the unknown category.

SMHSCHL2	Len: 1	REV YTH LST RCVD SP MH SVC IN PY BC PROB AT SCH	Freq	Pct
.	=	No Trt/Unknwn Reason/Aged 18+ (See comment above)	53531	96.85
0	=	Reason Not Indicated (Otherwise)	1422	2.57
1	=	Reason Indicated (Any source variable=1,3)	318	0.58

RECODED YOUTH MENTAL HEALTH TREATMENT

The following variable, SMHMEND2, indicates whether a respondent received their most recent mental health services from at least one specialty mental health source in the past year because they had a diagnosed mental disorder. This recode was created based only on responses to other-specify write-in variables: most important reason for staying overnight in a hospital, residential treatment center, or visited a day treatment program, mental health center, private therapist, or received treatment from an in-home therapist was because they had a diagnosed mental disorder. A respondent was classified as having indicated that they received mental health services for this reason if any of the above other-specify variables indicated reasons related to mental disorders. Adults, youths that did not report receiving services from any of the 6 specialty sources in the past year, and youths that reported receiving services in the past year, but did not indicate a valid reason for receiving services at any of these locations were assigned to the unknown category.

SMHMEND2	Len: 1	YTH RCVD LAST SPEC MH SRVC IN PY B/C DIAG MNTL DIS	Freq	Pct
.	=	No Trt/Unknwn Reason/Aged 18+ (See comment above)	53551	96.89
0	=	Reason Not Indicated (Otherwise)	1679	3.04
1	=	Reason Indicated (See comment above)	41	0.07

The following variable, SMHOTH3, indicates whether a respondent received their most recent mental health services from at least one specialty mental health source in the past year because of some other reason. This recode was created based only on responses to other-specify write-in variables: most important reason for staying overnight in a hospital, residential treatment center, or visited a day treatment program, mental health center, private therapist, or received treatment from an in-home therapist because of some other reason. A respondent was classified as having indicated that they received mental health services for this reason if any of the above other-specify variables indicated some other reason. Adults, youths that did not report receiving services from any of the 6 specialty sources in the past year, and youths that reported receiving services in the past year, but did not indicate a valid reason for receiving services at any of these locations were assigned to the unknown category.

SMHOTH3	Len: 1	YTH RCVD LAST SPEC MH SRVC IN PY B/C OTHER REASONS	Freq	Pct
.	=	No Trt/Unknwn Reason/Aged 18+ (See comment above)	53544	96.88
0	=	Reason Not Indicated (Otherwise)	1529	2.77
1	=	Reason Indicated (See comment above)	198	0.36

NOTE: The following 13 variables, SHSWXXX, indicate whether a respondent last talked with their school social worker, school psychologist, or school counselor in the past year because of respective reasons. Youths were assigned a "Reason not indicated" for the specific reason if they did not indicate that specific reason for their last talk with their school social worker, school psychologist, or school counselor (YUSWXXX=6) but did indicate one of the other 12 reasons. Adults, youths that did not report or had unknown information about receiving services from a school social worker, school psychologist, or school counselor in the past year, and youths that reported receiving services in the past year, but did not indicate any valid reason for receiving services were assigned to the unknown category. These variables are not comparable with variables named SHCNXXX in previous NSDUHs due to questionnaire changes in the Youth Mental Health Utilization module.

SHWSUI	Len: 1	YTH LAST TLKD W/ SCH SOC WRKR IN PY B/C TRIED SUIC	Freq	Pct
.	=	No/Unkn Trt/Unkn Reas/Aged 18+ (See comment above)	53976	97.66
0	=	Reason Not Indicated (See comment above)	1093	1.98
1	=	Reason Indicated (YUSWSUIC=1,3)	202	0.37

SHSWDPR	Len: 1	YTH LAST TLKD W/ SCH SOC WRKR IN PY B/C DEPRESSED	Freq	Pct
.	=	No/Unkn Trt/Unkn Reas/Aged 18+ (See comment)	53976	97.66
0	=	Reason Not Indicated (See comment above SHWSUI)	734	1.33
1	=	Reason Indicated (YUSWDEPR=1,3)	561	1.01

SHSWFEA	Len: 1	YTH LAST TLKD W/ SCH SOC WRKR IN PY B/C AFRD/TENSE	Freq	Pct
.	=	No/Unkn Trt/Unkn Reas/Aged 18+ (See comment)	53976	97.66
0	=	Reason Not Indicated (See comment above SHWSUI)	1029	1.86
1	=	Reason Indicated (YUSWFEAR=1,3)	266	0.48

SHSWBRK	Len: 1	YTH LAST TLKD W/ SCH SOC WRKR IN PY B/C BROKE RULE	Freq	Pct
.	=	No/Unkn Trt/Unkn Reas/Aged 18+ (See comment)	53977	97.66
0	=	Reason Not Indicated (See comment above SHWSUI)	1063	1.92
1	=	Reason Indicated (YUSWBKRU=1,3)	231	0.42

RECODED YOUTH MENTAL HEALTH TREATMENT

SHSWEAT	Len: 1	YTH LAST TLKD W/ SCH SOC WRKR IN PY B/C EATNG PROB	Freq	Pct
	.	= No/Unkn Trt/Unkn Reas/Aged 18+ (See comment).....	53977	97.66
	0	= Reason Not Indicated (See comment above SHSWSUI).....	1211	2.19
	1	= Reason Indicated (YUSWEATP=1,3).....	83	0.15

SHSWANGR	Len: 1	YTH LAST TLKD W/ SCH SOC WRKR IN PY B/C ANGR CNTRL	Freq	Pct
	.	= No/Unkn Trt/Unkn Reas/Aged 18+ (See comment).....	53977	97.66
	0	= Reason Not Indicated (See comment above SHSWSUI).....	1154	2.09
	1	= Reason Indicated (YUSWANGR=1,3).....	140	0.25

SHSWFITE	Len: 1	YTH LAST TLKD W/ SCH SOC WRKR IN PY B/C PHYS FIGHT	Freq	Pct
	.	= No/Unkn Trt/Unkn Reas/Aged 18+ (See comment).....	53977	97.66
	0	= Reason Not Indicated (See comment above SHSWSUI).....	1247	2.26
	1	= Reason Indicated (YUSWFITE=1,3).....	47	0.09

SHSWFMLY	Len: 1	YTH LAST TLKD W/ SCH SOC WRKR IN PY B/C HME/FAM PRB	Freq	Pct
	.	= No/Unkn Trt/Unkn Reas/Aged 18+ (See comment).....	53977	97.66
	0	= Reason Not Indicated (See comment above SHSWSUI).....	1087	1.97
	1	= Reason Indicated (YUSWFMLY=1,3 or home/fam prob).....	207	0.37

SHSWFRND	Len: 1	YTH LAST TLKD W/ SCH SOC WRKR IN PY B/C FRND PROB	Freq	Pct
	.	= No/Unkn Trt/Unkn Reas/Aged 18+ (See comment).....	53977	97.66
	0	= Reason Not Indicated (See comment above SHSWSUI).....	1061	1.92
	1	= Reason Indicated (YUSWFRND=1,3).....	233	0.42

SHSWOTPP	Len: 1	YTH LAST TLKD W/ SCH SOC WRKR IN PY B/C PRB W/ OTH	Freq	Pct
	.	= No/Unkn Trt/Unkn Reas/Aged 18+ (See comment).....	53977	97.66
	0	= Reason Not Indicated (See comment above SHSWSUI).....	1173	2.12
	1	= Reason Indicated(YUSWOTPP=1,3 or problem w/others).....	121	0.22

SHWSCHL	Len: 1	YTH LAST TLKD W/ SCH SOC WRKR IN PY B/C SCHL PROB	Freq	Pct
	.	= No/Unkn Trt/Unkn Reas/Aged 18+ (See comment).....	53977	97.66
	0	= Reason Not Indicated (See comment above SHSWSUI).....	1002	1.81
	1	= Reason Indicated (YUSWSCHL=1,3).....	292	0.53

SHSWMEND	Len: 1	YTH LAST TLKD W/ SCH SOC WRK IN PY B/C DG MNTL DIS	Freq	Pct
	.	= No/Unkn Trt/Unkn Reas/Aged 18+ (See comment).....	53977	97.66
	0	= Reason Not Indicated (See comment above SHSWSUI).....	1285	2.32
	1	= Reason Indicated (Diagnosed with mental disorder).....	9	0.02

For the following variable, SHSWOTH2, a respondent was classified as having indicated that they talked with school social worker for some other reason.

SHSWOTH2	Len: 1	YTH LAST TLKD W/ SCH SOC WRKR IN PY B/C OTH REASON	Freq	Pct
	.	= No/Unkn Trt/Unkn Reas/Aged 18+ (See comment).....	53977	97.66
	0	= Reason Not Indicated (See comment above SHSWSUI).....	1196	2.16
	1	= Reason Indicated (Indicated some other reason).....	98	0.18

RECODED YOUTH MENTAL HEALTH TREATMENT

NOTE: The following 13 variables, FDOCXXX, indicate whether a respondent last talked with their family doctor or pediatrician in the past year because of respective reasons. Youths were assigned a "Reason not indicated" for the specific reason if they did not indicate that specific reason for their last talk with their family doctor or pediatrician (YUFDXXX=6) but did indicate one of the other 12 reasons. Adults, youths that did not report or had unknown information about receiving services from a family doctor or pediatrician in the past year, and youths that reported receiving services in the past year, but did not indicate any valid reason for receiving services were assigned to the unknown category.

FDOCSUI	Len: 1	YTH LAST SAW FAM DOC IN PY B/C TRIED SUIC	Freq	Pct
	.	= No/Unkn Trt/Unkn Reas/Aged 18+ (See comment above)	54932	99.39
	0	= Reason Not Indicated (See comment above)	257	0.46
	1	= Reason Indicated (YUFDUI=1,3)	82	0.15
FDOCDPR	Len: 1	YTH LAST SAW FAM DOC IN PY B/C DEPRESSED	Freq	Pct
	.	= No/Unkn Trt/Unkn Reas/Aged 18+ (See comment)	54932	99.39
	0	= Reason Not Indicated (See comment above FDOCSUI)	168	0.30
	1	= Reason Indicated (YUFDDEPR=1,3)	171	0.31
FDOCFEA	Len: 1	YTH LAST SAW FAM DOC IN PY B/C AFRAID/TENSE	Freq	Pct
	.	= No/Unkn Trt/Unkn Reas/Aged 18+ (See comment)	54932	99.39
	0	= Reason Not Indicated (See comment above FDOCSUI)	265	0.48
	1	= Reason Indicated (YUFDPEAR=1,3)	74	0.13
FDOCBRK	Len: 1	YTH LAST SAW FAM DOC IN PY B/C BROKE RULES	Freq	Pct
	.	= No/Unkn Trt/Unkn Reas/Aged 18+ (See comment)	54933	99.39
	0	= Reason Not Indicated (See comment above FDOCSUI)	290	0.52
	1	= Reason Indicated (YUFDKRU=1,3)	48	0.09
FDOCEAT	Len: 1	YTH LAST SAW FAM DOC IN PY B/C EATING PROBS	Freq	Pct
	.	= No/Unkn Trt/Unkn Reas/Aged 18+ (See comment)	54933	99.39
	0	= Reason Not Indicated (See comment above FDOCSUI)	288	0.52
	1	= Reason Indicated (YUFDATP=1,3)	50	0.09
FDOCANGR	Len: 1	YTH LAST SAW FAM DOC IN PY B/C ANGER CONTROL	Freq	Pct
	.	= No/Unkn Trt/Unkn Reas/Aged 18+ (See comment)	54933	99.39
	0	= Reason Not Indicated (See comment above FDOCSUI)	309	0.56
	1	= Reason Indicated (YUFDANGR=1,3)	29	0.05
FDOCFITE	Len: 1	YTH LAST SAW FAM DOC IN PY B/C PHYS FIGHT	Freq	Pct
	.	= No/Unkn Trt/Unkn Reas/Aged 18+ (See comment)	54933	99.39
	0	= Reason Not Indicated (See comment above FDOCSUI)	334	0.60
	1	= Reason Indicated (YUFDITE=1,3)	4	0.01
FDOCFMLY	Len: 1	YTH LAST SAW FAM DOC IN PY B/C HOME/FAM PROB	Freq	Pct
	.	= No/Unkn Trt/Unkn Reas/Aged 18+ (See comment)	54933	99.39
	0	= Reason Not Indicated (See comment above FDOCSUI)	318	0.58
	1	= Reason Indicated (YUFDFMLY=1,3 or home/fam prob)	20	0.04
FDOCFRND	Len: 1	YTH LAST SAW FAM DOC IN PY B/C PROB W/ FRND	Freq	Pct
	.	= No/Unkn Trt/Unkn Reas/Aged 18+ (See comment)	54933	99.39
	0	= Reason Not Indicated (See comment above FDOCSUI)	326	0.59
	1	= Reason Indicated (YUFDFRND=1,3)	12	0.02

RECODED YOUTH MENTAL HEALTH TREATMENT

FDOCOTPP	Len: 1	YTH LAST SAW FAM DOC IN PY B/C PROB W/ OTHER PERS	Freq	Pct
	.	= No/Unkn Trt/Unkn Reas/Aged 18+ (See comment)	54933	99.39
	0	= Reason Not Indicated (See comment above FDOCSUI)	332	0.60
	1	= Reason Indicated(YUFDOTPP=1,3 or problem w/others)	6	0.01

FDOCSCHL	Len: 1	YTH LAST SAW FAM DOC IN PY B/C PROB AT SCH	Freq	Pct
	.	= No/Unkn Trt/Unkn Reas/Aged 18+ (See comment)	54933	99.39
	0	= Reason Not Indicated (See comment above FDOCSUI)	317	0.57
	1	= Reason Indicated (YUFDSCHL=1,3).....	21	0.04

FDOCMEND	Len: 1	YTH LAST SAW FAM DOC IN PY B/C DIAG MNTL DIS	Freq	Pct
	.	= No/Unkn Trt/Unkn Reason/Aged 18+ (See comment)	54933	99.39
	0	= Reason Not Indicated (See comment above FDOCSUI)	325	0.59
	1	= Reason Indicated (Diagnosed with mental disorder)	13	0.02

For the following variable, FDOCOTH2, a respondent was classified as having indicated that they talked with their family doctor or pediatrician for some other reason.

FDOCOTH2	Len: 1	YTH LAST SAW FAM DOC IN PY B/C OTHER REASONS	Freq	Pct
	.	= No/Unkn Trt/Unkn Reason/Aged 18+ (See comment)	54933	99.39
	0	= Reason Not Indicated (See comment above FDOCSUI)	301	0.54
	1	= Reason Indicated (Indicated some other reason)	37	0.07

ADOLESCENT DEPRESSION

ADOLESCENT DEPRESSION

The values in the section may be inconsistent with values from the core section(s). Items in this section were edited when respondents legitimately skipped out of these items based on prior answers in the core section(s). Otherwise, non-core items generally were not edited to make them consistent with core items, and core items were not edited to make them consistent with non-core items. This note applies to variables in this section marked by a ¹.

Have you ever in your life had a period of time lasting several days or longer when most of the day you felt sad, empty, or depressed?

YODPREV¹	Len: 2	EVER HAD SEVERAL DAYS WHRE FELT SAD/EMPTY/DEPRSSD	Freq	Pct
		1 = Yes	6091	11.02
		2 = No.....	7330	13.26
		85 = BAD DATA Logically assigned	5	0.01
		94 = DON'T KNOW.....	94	0.17
		97 = REFUSED	77	0.14
		98 = BLANK (NO ANSWER).....	3	0.01
		99 = LEGITIMATE SKIP	41671	75.39

Have you ever had a period of time lasting several days or longer when most of the day you felt very discouraged or hopeless about how things were going in your life?

YODSCEV¹	Len: 2	EVER HAD PER OF TIME WHERE FELT DISCRGD OR HPELSS	Freq	Pct
		1 = Yes	595	1.08
		2 = No.....	6748	12.21
		94 = DON'T KNOW.....	89	0.16
		97 = REFUSED	69	0.12
		98 = BLANK (NO ANSWER).....	8	0.01
		99 = LEGITIMATE SKIP	47762	86.41

Have you ever had a period of time lasting several days or longer when you lost interest and became bored with most things you usually enjoy, like work, hobbies, and personal relationships?

YOLOSEV¹	Len: 2	EVER HAD PER OF TIME LST INTRST IN ENJOYABLE THGS	Freq	Pct
		1 = Yes	1055	1.91
		2 = No.....	5708	10.33
		94 = DON'T KNOW.....	86	0.16
		97 = REFUSED	57	0.10
		98 = BLANK (NO ANSWER).....	8	0.01
		99 = LEGITIMATE SKIP	48357	87.49

During times when you felt sad, empty, or depressed most of the day, did you ever feel discouraged about how things were going in your life?

YODPDISC¹	Len: 2	FEEL DISCRGD ABOUT LIFE WHEN SAD/EMPTY/DEPRESSED	Freq	Pct
		1 = Yes	5135	9.29
		2 = No.....	915	1.66
		85 = BAD DATA Logically assigned	5	0.01
		94 = DON'T KNOW.....	35	0.06
		97 = REFUSED	6	0.01
		98 = BLANK (NO ANSWER).....	105	0.19
		99 = LEGITIMATE SKIP	49070	88.78

ADOLESCENT DEPRESSION

During the times when you felt sad, empty, or depressed, did you ever lose interest and become really bored with most things like school, work, hobbies, and other things that are usually fun for you, like listening to music, watching TV, movies, or sports, playing computer games, or going out with friends?

YODPLSIN¹	Len: 2	EVER LOSE INT IN THINGS WHEN SAD/EMPTY/DEPRESSED	Freq	Pct
	1 =	Yes	4259	7.71
	2 =	No.....	1791	3.24
	85 =	BAD DATA Logically assigned	5	0.01
	94 =	DON'T KNOW.....	30	0.05
	97 =	REFUSED	11	0.02
	98 =	BLANK (NO ANSWER).....	105	0.19
	99 =	LEGITIMATE SKIP	49070	88.78

During times when you felt discouraged about how things were going in your life, did you ever lose interest and become really bored with most things like school, work, hobbies, and other things that are usually fun for you, like listening to music, watching TV, movies, or sports, playing computer games, or going out with friends?

YODSLSIN¹	Len: 2	EVER LOSE INT IN THGS WHEN FEELING DISCOURGAGED	Freq	Pct
	1 =	Yes	275	0.50
	2 =	No.....	319	0.58
	94 =	DON'T KNOW.....	1	0.00
	98 =	BLANK (NO ANSWER).....	120	0.22
	99 =	LEGITIMATE SKIP	54556	98.71

Did you ever have a period of time like this that lasted most of the day almost every day for two weeks or longer?

YOLSI2WK¹	Len: 2	PERIOD OF TIME LASTED EVERY DAY FOR 2 WKS /LNGR	Freq	Pct
	1 =	Yes	113	0.20
	2 =	No.....	918	1.66
	94 =	DON'T KNOW.....	19	0.03
	97 =	REFUSED	5	0.01
	98 =	BLANK (NO ANSWER).....	151	0.27
	99 =	LEGITIMATE SKIP	54065	97.82

Think about the times when you [FEELFILL]. Did you ever have a period of time like this that lasted most of the day, almost every day, for two weeks or longer?

YODPR2WK¹	Len: 2	TIME WHEN [FEELFILL] LSTD EVRYDY 2 WKS OR LNGR	Freq	Pct
	1 =	Yes	3858	6.98
	2 =	No.....	2767	5.01
	85 =	BAD DATA Logically assigned	5	0.01
	94 =	DON'T KNOW.....	51	0.09
	97 =	REFUSED	10	0.02
	98 =	BLANK (NO ANSWER).....	115	0.21
	99 =	LEGITIMATE SKIP	48465	87.69

Think of times lasting two weeks or longer when [NUMPROBS] with your mood [WASWERE] most severe and frequent. During those times, how long did your [FEELNOUN] usually last?

YOWRHRS¹	Len: 2	TIME THAT MOST SEVERE/FREQUENT MOOD LASTED	Freq	Pct
	1 =	Less than 1 hour.....	623	1.13
	2 =	At least 1 hour but no more than 3 hours	1108	2.00
	3 =	At least 3 hours but no more than 5 hours.....	910	1.65
	4 =	5 hours or more	1261	2.28
	85 =	BAD DATA Logically assigned	5	0.01
	94 =	DON'T KNOW.....	54	0.10
	97 =	REFUSED	15	0.03
	98 =	BLANK (NO ANSWER).....	231	0.42
	99 =	LEGITIMATE SKIP	51064	92.39

ADOLESCENT DEPRESSION

Still thinking of times lasting two weeks or longer when [NUMPROBS] with your mood [WASWERE] most severe and frequent, how strong were your bad feelings during those times?

YOWRDST¹	Len: 2	HOW STRONG WERE BAD FEELINGS DURING 2 WKS	Freq	Pct
	1 = Mild.....		449	0.81
	2 = Moderate		1353	2.45
	3 = Severe		1049	1.90
	4 = Very Severe.....		445	0.81
	94 = DON'T KNOW.....		41	0.07
	97 = REFUSED		11	0.02
	98 = BLANK (NO ANSWER).....		236	0.43
	99 = LEGITIMATE SKIP		51687	93.52

Again, think of times lasting two weeks or longer when [NUMPROBS] with your mood [WASWERE] most severe and frequent.

How often, during those times, did you feel so bad that nothing could cheer you up?

YOWRCHR¹	Len: 2	BAD FEELINGS SO SEVERE NOTHING COULD CHEER YOU UP	Freq	Pct
	1 = Often.....		1040	1.88
	2 = Sometimes.....		1472	2.66
	3 = Not very often		606	1.10
	4 = Never		195	0.35
	94 = DON'T KNOW.....		26	0.05
	97 = REFUSED		9	0.02
	98 = BLANK (NO ANSWER).....		236	0.43
	99 = LEGITIMATE SKIP		51687	93.52

Once again, please think of times lasting two weeks or longer when [NUMPROBS] with your mood [WASWERE] most severe and frequent.

How often, during those times, did you feel so bad that you could not carry out your daily activities?

YOWRIMP¹	Len: 2	MOOD SO SEVERE COULDN'T DO DLY ACTIVITIES	Freq	Pct
	1 = Often.....		650	1.18
	2 = Sometimes.....		1247	2.26
	3 = Not very often		849	1.54
	4 = Never		569	1.03
	94 = DON'T KNOW.....		22	0.04
	97 = REFUSED		11	0.02
	98 = BLANK (NO ANSWER).....		236	0.43
	99 = LEGITIMATE SKIP		51687	93.52

People who have problems with their mood often have other problems at the same time. These problems may include things like changes in:

- sleep
- eating
- energy
- the ability to keep their mind on things
- feeling badly about themselves

Did you ever have any of these problems during a period of time when you [FEELFILL] for two weeks or longer?

YODPPROB¹	Len: 2	EVER HAVE OTH PRBLMS DURING 2 WKS OR LONGER	Freq	Pct
	1 = Yes		2611	4.72
	2 = No.....		640	1.16
	94 = DON'T KNOW.....		18	0.03
	97 = REFUSED		6	0.01
	98 = BLANK (NO ANSWER).....		236	0.43
	99 = LEGITIMATE SKIP		51760	93.65

ADOLESCENT DEPRESSION

Think again about these other problems we just mentioned. They include things like changes in:

- sleep
- eating
- energy
- the ability to keep their mind on things
- feeling badly about themselves

Can you think of the worst time when you [FEELFILL] for two weeks or longer and also had these other problems at the same time?

YOWRPROB¹	Len: 2	ONE PARTICULAR TIME THAT IS THE WORST ONE EVER	Freq	Pct
	1 = Yes		2047	3.70
	2 = No.....		537	0.97
	94 = DON'T KNOW.....		17	0.03
	97 = REFUSED		10	0.02
	98 = BLANK (NO ANSWER).....		260	0.47
	99 = LEGITIMATE SKIP		52400	94.81

How old were you when that worst period of time started?

Then think of the most recent time you [FEELFILL] for two weeks or longer and you had these other problems at the same time.

How old were you when that time started?

YOWRAGE¹	Len: 3	AGE WHEN WORST PERIOD OF TIME STARTED	Freq	Pct
	RANGE = 1 - 17.....		2541	4.60
	985 = BAD DATA Logically assigned		1	0.00
	994 = DON'T KNOW.....		54	0.10
	997 = REFUSED		15	0.03
	998 = BLANK (NO ANSWER).....		260	0.47
	999 = LEGITIMATE SKIP		52400	94.81

In answering the next questions, think about the period of time when your [FEELNOUN] and other problems were the worst.

In answering the next questions, think about the most recent period of time when you [FEELFILL] and had other problems at the same time.

During that time, did you feel sad, empty, or depressed for most of the day nearly every day?

YOWRDEPR¹	Len: 2	WHEN PRBLMS WORST FELT SAD/EMPTY/DPRSD EVERY DAY	Freq	Pct
	1 = Yes		1935	3.50
	2 = No.....		649	1.17
	94 = DON'T KNOW.....		15	0.03
	97 = REFUSED		12	0.02
	98 = BLANK (NO ANSWER).....		260	0.47
	99 = LEGITIMATE SKIP		52400	94.81

During that [TIMEFILL] period of time, did you feel discouraged about how things were going in your life most of the day nearly every day?

YOWRDISC¹	Len: 2	WHEN PRBLMS WRST FELT DISCRGED ABT LIFE EVERY DAY	Freq	Pct
	1 = Yes		1940	3.51
	2 = No.....		637	1.15
	94 = DON'T KNOW.....		24	0.04
	97 = REFUSED		10	0.02
	98 = BLANK (NO ANSWER).....		260	0.47
	99 = LEGITIMATE SKIP		52400	94.81

ADOLESCENT DEPRESSION

During that [TIMEFILL] period of time, did you become bored with almost everything like school, work, hobbies, and things you like to do for fun?

YOWRLSIN¹	Len: 2	WHEN PRBLMS WORST LOSE INTRST IN ENJOYABLE THINGS	Freq	Pct
	1 = Yes		2005	3.63
	2 = No.....		577	1.04
	94 = DON'T KNOW.....		19	0.03
	97 = REFUSED		10	0.02
	98 = BLANK (NO ANSWER).....		260	0.47
	99 = LEGITIMATE SKIP		52400	94.81

During that [TIMEFILL] period of time, did you feel like nothing was fun even when good things were happening?

YOWRPLSR¹	Len: 2	WHEN PRBLMS WORST FEEL NO FUN IN GOOD THINGS	Freq	Pct
	1 = Yes		1800	3.26
	2 = No.....		784	1.42
	94 = DON'T KNOW.....		19	0.03
	97 = REFUSED		8	0.01
	98 = BLANK (NO ANSWER).....		260	0.47
	99 = LEGITIMATE SKIP		52400	94.81

The next questions are about changes in appetite and weight.

In answering these questions, think about the period of time/most recent period of time when your [FEELNOUN] and other problems were the worst.

Did you eat much less than usual almost every day during that time?

YOWRELES¹	Len: 2	WHEN PRBLMS WORST EAT LESS THAN USUAL EVERY DAY	Freq	Pct
	1 = Yes		1327	2.40
	2 = No.....		1079	1.95
	94 = DON'T KNOW.....		18	0.03
	97 = REFUSED		8	0.01
	98 = BLANK (NO ANSWER).....		272	0.49
	99 = LEGITIMATE SKIP		52567	95.11

Did you eat much more than usual almost every day?

YOWREMOR¹	Len: 2	WHEN PRBLMS WORST EAT MORE THAN USUAL EVERY DAY	Freq	Pct
	1 = Yes		394	0.71
	2 = No.....		679	1.23
	94 = DON'T KNOW.....		23	0.04
	97 = REFUSED		9	0.02
	98 = BLANK (NO ANSWER).....		272	0.49
	99 = LEGITIMATE SKIP		53894	97.51

Did you gain weight without trying to during that [TIMEFILL] period of time?

YOWRGAIN¹	Len: 2	WHEN PRBLMS WORST DID YOU GAIN WEIGHT W/O TRYING	Freq	Pct
	1 = Yes		351	0.64
	2 = No.....		719	1.30
	94 = DON'T KNOW.....		29	0.05
	97 = REFUSED		6	0.01
	98 = BLANK (NO ANSWER).....		272	0.49
	99 = LEGITIMATE SKIP		53894	97.51

ADOLESCENT DEPRESSION

Did you gain weight without trying to because you were growing?

YOWRGROW¹	Len: 2	WHEN PRBLMS WORST GAIN WGHT W/O TRYING BC GROWING	Freq	Pct
	1 = Yes		141	0.26
	2 = No.....		189	0.34
	94 = DON'T KNOW.....		21	0.04
	98 = BLANK (NO ANSWER).....		307	0.56
	99 = LEGITIMATE SKIP		54613	98.81

Did you gain weight without trying to because you were pregnant?

YOWRPREG¹	Len: 2	WHEN PRBLMS WRST GAIN WGHT W/O TRYING BC PREGNANT	Freq	Pct
	2 = No.....		176	0.32
	98 = BLANK (NO ANSWER).....		165	0.30
	99 = LEGITIMATE SKIP		54930	99.38

How many pounds did you gain?

Please enter your answer as a whole number.

YOWRGNL2¹	Len: 3	WHEN PRBLMS WORST # LBS GAINED WITHOUT TRYING	Freq	Pct
	RANGE = 1 - 20.....		139	0.25
	21 = 21 to 25 pounds		6	0.01
	22 = 26 to 30 pounds		13	0.02
	23 = 31 to 35 pounds		3	0.01
	24 = 36 to 40 pounds		3	0.01
	25 = 41 to 45 pounds		3	0.01
	26 = 46 to 50 pounds		8	0.01
	27 = 51 or more pounds.....		12	0.02
	994 = DON'T KNOW.....		21	0.04
	997 = REFUSED		2	0.00
	998 = BLANK (NO ANSWER).....		307	0.56
	999 = LEGITIMATE SKIP		54754	99.06

Did you lose weight without trying to?

YOWRLOSE¹	Len: 2	WHEN PRBLMS WORST DID YOU LOSE WEIGHT W/O TRYING	Freq	Pct
	1 = Yes		958	1.73
	2 = No.....		1074	1.94
	94 = DON'T KNOW.....		41	0.07
	97 = REFUSED		8	0.01
	98 = BLANK (NO ANSWER).....		273	0.49
	99 = LEGITIMATE SKIP		52917	95.74

Did you lose weight without trying to because you were sick or on a diet?

YOWRDIET¹	Len: 2	WHEN PRBLMS WORST LOSE WGHT W/O TRYING BC SICK/DT	Freq	Pct
	1 = Yes		295	0.53
	2 = No.....		651	1.18
	94 = DON'T KNOW.....		10	0.02
	97 = REFUSED		2	0.00
	98 = BLANK (NO ANSWER).....		322	0.58
	99 = LEGITIMATE SKIP		53991	97.68

ADOLESCENT DEPRESSION

How many pounds did you lose?

Please enter your answer as a whole number.

YOWRLSL2¹	Len: 3	WHEN PRBLMS WORST # LBS LOST WITHOUT TRYING	Freq	Pct
		RANGE = 1 - 20.....	544	0.98
		21 = 21 to 25 pounds.....	21	0.04
		22 = 26 to 30 pounds.....	16	0.03
		23 = 31 to 35 pounds.....	4	0.01
		24 = 36 to 40 pounds.....	3	0.01
		25 = 41 to 45 pounds.....	6	0.01
		26 = 46 to 50 pounds.....	4	0.01
		27 = 51 or more pounds.....	5	0.01
		994 = DON'T KNOW.....	54	0.10
		997 = REFUSED.....	6	0.01
		998 = BLANK (NO ANSWER).....	322	0.58
		999 = LEGITIMATE SKIP.....	54286	98.22

Again, please think about the period of time/most recent period of time when your [FEELNOUN] and other problems were the worst.

Did you have a lot more trouble than usual falling asleep or staying asleep most nights or waking too early most mornings during that [TIMEFILL] time?

YOWRSLEP¹	Len: 2	WHEN PRBLMS WORST HAVE PRBS SLEEPING/WAKING EARLY	Freq	Pct
		1 = Yes.....	1869	3.38
		2 = No.....	533	0.96
		94 = DON'T KNOW.....	21	0.04
		97 = REFUSED.....	9	0.02
		98 = BLANK (NO ANSWER).....	272	0.49
		99 = LEGITIMATE SKIP.....	52567	95.11

During that [TIMEFILL] period of time, did you sleep a lot more than usual?

YOWRSMOR¹	Len: 2	WHEN PRBLMS WORST SLEEP A LOT MORE THAN USUAL	Freq	Pct
		1 = Yes.....	291	0.53
		2 = No.....	255	0.46
		94 = DON'T KNOW.....	16	0.03
		97 = REFUSED.....	1	0.00
		98 = BLANK (NO ANSWER).....	272	0.49
		99 = LEGITIMATE SKIP.....	54436	98.49

On most days during that [TIMEFILL] period of time, did you feel that you didn't have much energy?

YOWRENRG¹	Len: 2	WHEN PRBLMS WORST FEEL TIRED/LOW ON ENERGY EVRYDY	Freq	Pct
		1 = Yes.....	2108	3.81
		2 = No.....	308	0.56
		94 = DON'T KNOW.....	11	0.02
		97 = REFUSED.....	5	0.01
		98 = BLANK (NO ANSWER).....	272	0.49
		99 = LEGITIMATE SKIP.....	52567	95.11

Did you feel as though you were talking or moving more slowly than usual on most days during that [TIMEFILL] period of time?

YOWRSLOW¹	Len: 2	WHEN PRBLMS WORST TALK/MOVE SLOWER THAN USUAL	Freq	Pct
		1 = Yes.....	1729	3.13
		2 = No.....	674	1.22
		94 = DON'T KNOW.....	26	0.05
		97 = REFUSED.....	3	0.01
		98 = BLANK (NO ANSWER).....	272	0.49
		99 = LEGITIMATE SKIP.....	52567	95.11

ADOLESCENT DEPRESSION

Did anyone else notice that you were talking or moving more slowly than usual?

YOWRSLNO¹	Len: 2	WHEN PRBLMS WORST PEOP NOTICE SLOWER THAN USUAL	Freq	Pct
	1 = Yes		1045	1.89
	2 = No.....		653	1.18
	94 = DON'T KNOW.....		30	0.05
	97 = REFUSED		1	0.00
	98 = BLANK (NO ANSWER).....		301	0.54
	99 = LEGITIMATE SKIP		53241	96.33

Were you so restless or jittery that you walked up or down or couldn't sit still?

YOWRJITT¹	Len: 2	WHEN PRBLMS WORST RSTLSS/JITTRY/PACING EVERYDAY	Freq	Pct
	1 = Yes		204	0.37
	2 = No.....		478	0.86
	94 = DON'T KNOW.....		18	0.03
	97 = REFUSED		3	0.01
	98 = BLANK (NO ANSWER).....		272	0.49
	99 = LEGITIMATE SKIP		54296	98.24

Did anyone else notice that you couldn't sit still?

YOWRJINO¹	Len: 2	WHEN PRBLMS WRST PEOP NOTICE YOU CLDN'T SIT STILL	Freq	Pct
	1 = Yes		113	0.20
	2 = No.....		87	0.16
	94 = DON'T KNOW.....		4	0.01
	98 = BLANK (NO ANSWER).....		293	0.53
	99 = LEGITIMATE SKIP		54774	99.10

The next questions are about changes in your ability to concentrate, and your feelings about yourself.

Again, in answering these questions, think about the period of time/most recent period of time when your [FEELNOUN] and other problems were the worst.

On most days during that [TIMEFILL] time, did your thinking seem slower than usual or seem mixed up?

YOWRTHOT¹	Len: 2	WHEN PRBLMS WORST THGHTS SLOWER/MIXED UP	Freq	Pct
	1 = Yes		1701	3.08
	2 = No.....		694	1.26
	94 = DON'T KNOW.....		28	0.05
	97 = REFUSED		9	0.02
	98 = BLANK (NO ANSWER).....		272	0.49
	99 = LEGITIMATE SKIP		52567	95.11

On most days, did you have a lot more trouble than usual keeping your mind on things?

YOWRCONC¹	Len: 2	WHEN PRBLMS WRST HAVE TRBLE KEEPING MIND ON THNGS	Freq	Pct
	1 = Yes		1965	3.56
	2 = No.....		445	0.81
	94 = DON'T KNOW.....		19	0.03
	97 = REFUSED		3	0.01
	98 = BLANK (NO ANSWER).....		272	0.49
	99 = LEGITIMATE SKIP		52567	95.11

ADOLESCENT DEPRESSION

Were you unable to make up your mind about things you ordinarily have no trouble deciding about?

YOWRDCSN¹	Len: 2	WHEN PRBLMS WORST UNABLE TO MAKE DECISIONS	Freq	Pct
	1 = Yes		1527	2.76
	2 = No.....		869	1.57
	94 = DON'T KNOW.....		33	0.06
	97 = REFUSED		3	0.01
	98 = BLANK (NO ANSWER).....		272	0.49
	99 = LEGITIMATE SKIP		52567	95.11

Did you feel that you were not as good as other people nearly every day?

YOWRNOGD¹	Len: 2	WHEN PRBLMS WRST FEEL NOT AS GOOD AS OTHER PEOPLE	Freq	Pct
	1 = Yes		1962	3.55
	2 = No.....		449	0.81
	94 = DON'T KNOW.....		14	0.03
	97 = REFUSED		7	0.01
	98 = BLANK (NO ANSWER).....		272	0.49
	99 = LEGITIMATE SKIP		52567	95.11

Did you feel totally worthless nearly every day?

YOWRWTRH¹	Len: 2	WHEN PRBLMS WORST FEEL TOTALLY WORTHLESS EVERYDAY	Freq	Pct
	1 = Yes		1509	2.73
	2 = No.....		444	0.80
	94 = DON'T KNOW.....		8	0.01
	97 = REFUSED		1	0.00
	98 = BLANK (NO ANSWER).....		293	0.53
	99 = LEGITIMATE SKIP		53016	95.92

The next questions are about thoughts of death or suicide.

Again, in answering these questions, think about the period of time/most recent period of time when your [FEELNOUN] and other problems were the worst.

Did you often think a lot about death, either your own, someone else's, or death in general?

YOWRDLOT¹	Len: 2	WHEN PRBLMS WORST THINK A LOT ABOUT DEATH	Freq	Pct
	1 = Yes		1529	2.77
	2 = No.....		862	1.56
	94 = DON'T KNOW.....		15	0.03
	97 = REFUSED		26	0.05
	98 = BLANK (NO ANSWER).....		272	0.49
	99 = LEGITIMATE SKIP		52567	95.11

During that period, did you ever think that it would be better if you were dead?

YOWRDBTR¹	Len: 2	WHEN PRBLMS WRST THINK IT WOULD BE BETTER IF DEAD	Freq	Pct
	1 = Yes		1452	2.63
	2 = No.....		929	1.68
	94 = DON'T KNOW.....		18	0.03
	97 = REFUSED		33	0.06
	98 = BLANK (NO ANSWER).....		272	0.49
	99 = LEGITIMATE SKIP		52567	95.11

ADOLESCENT DEPRESSION

Did you think about killing yourself?

YOWRSTHK¹	Len: 2	WHEN PRBLMS WORST THINK ABOUT KILLING YOURSELF	Freq	Pct
	1 =	Yes	1263	2.29
	2 =	No.....	1115	2.02
	94 =	DON'T KNOW.....	11	0.02
	97 =	REFUSED	43	0.08
	98 =	BLANK (NO ANSWER).....	272	0.49
	99 =	LEGITIMATE SKIP	52567	95.11

Did you make a plan to kill yourself?

YOWRSPLN¹	Len: 2	WHEN PRBLMS WORST MAKE A PLAN TO KILL YOURSELF	Freq	Pct
	1 =	Yes	622	1.13
	2 =	No.....	637	1.15
	94 =	DON'T KNOW.....	3	0.01
	97 =	REFUSED	1	0.00
	98 =	BLANK (NO ANSWER).....	326	0.59
	99 =	LEGITIMATE SKIP	53682	97.13

Did you make a suicide attempt or try to kill yourself?

YOWRSATP¹	Len: 2	WHEN PRBLMS WORST MAKE A SUICIDE ATTEMPT	Freq	Pct
	1 =	Yes	431	0.78
	2 =	No.....	823	1.49
	94 =	DON'T KNOW.....	2	0.00
	97 =	REFUSED	7	0.01
	98 =	BLANK (NO ANSWER).....	326	0.59
	99 =	LEGITIMATE SKIP	53682	97.13

YO_MDEA1¹	Len: 2	SAD/EMPTY/DEPRESSED MOST OF DAY OR DISCOURAGED	Freq	Pct
	1 =	Has symptom.....	2159	3.91
	2 =	Does not have symptom	423	0.77
	94 =	DON'T KNOW.....	17	0.03
	97 =	REFUSED	12	0.02
	98 =	OTHER MISSING/NOT APPLICABLE	10989	19.88
	99 =	LEGITIMATE SKIP	41671	75.39

YO_MDEA2¹	Len: 2	LOST INTEREST OR PLEASURE IN MOST THINGS	Freq	Pct
	1 =	Has symptom.....	2264	4.10
	2 =	Does not have symptom	407	0.74
	94 =	DON'T KNOW.....	36	0.07
	97 =	REFUSED	13	0.02
	98 =	OTHER MISSING/NOT APPLICABLE	10880	19.68
	99 =	LEGITIMATE SKIP	41671	75.39

YO_MDEA3¹	Len: 2	CHANGES IN APPETITE OR WT	Freq	Pct
	1 =	Has symptom.....	1779	3.22
	2 =	Does not have symptom	590	1.07
	94 =	DON'T KNOW.....	52	0.09
	97 =	REFUSED	11	0.02
	98 =	OTHER MISSING/NOT APPLICABLE	11168	20.21
	99 =	LEGITIMATE SKIP	41671	75.39

ADOLESCENT DEPRESSION

YO_MDEA4 ¹	Len: 2	SLEEP PROBLEMS		Freq	Pct
			1 = Has symptom.....	2160	3.91
			2 = Does not have symptom	248	0.45
			94 = DON'T KNOW.....	23	0.04
			97 = REFUSED	1	0.00
			98 = OTHER MISSING/NOT APPLICABLE	11168	20.21
			99 = LEGITIMATE SKIP	41671	75.39
YO_MDEA5 ¹	Len: 2	OTHERS NOTICED THAT R WAS RESTLESS OR LETHARGIC		Freq	Pct
			1 = Has symptom.....	1158	2.10
			2 = Does not have symptom	1239	2.24
			94 = DON'T KNOW.....	34	0.06
			97 = REFUSED	1	0.00
			98 = OTHER MISSING/NOT APPLICABLE	11168	20.21
			99 = LEGITIMATE SKIP	41671	75.39
YO_MDEA6 ¹	Len: 2	FELT TIRED/LOW ENERGY NEARLY EVERY DAY		Freq	Pct
			1 = Has symptom.....	2108	3.81
			2 = Does not have symptom	308	0.56
			94 = DON'T KNOW.....	11	0.02
			97 = REFUSED	5	0.01
			98 = OTHER MISSING/NOT APPLICABLE	11168	20.21
			99 = LEGITIMATE SKIP	41671	75.39
YO_MDEA7 ¹	Len: 2	FELT WORTHLESS NEARLY EVERY DAY		Freq	Pct
			1 = Has symptom.....	1509	2.73
			2 = Does not have symptom	914	1.65
			94 = DON'T KNOW.....	8	0.01
			97 = REFUSED	1	0.00
			98 = OTHER MISSING/NOT APPLICABLE	11168	20.21
			99 = LEGITIMATE SKIP	41671	75.39
YO_MDEA8 ¹	Len: 2	INABILITY TO CONCENTRATE OR MAKE DECISIONS		Freq	Pct
			1 = Has symptom.....	2176	3.94
			2 = Does not have symptom	236	0.43
			94 = DON'T KNOW.....	16	0.03
			97 = REFUSED	4	0.01
			98 = OTHER MISSING/NOT APPLICABLE	11168	20.21
			99 = LEGITIMATE SKIP	41671	75.39
YO_MDEA9 ¹	Len: 2	ANY THOUGHTS OR PLANS OF SUICIDE		Freq	Pct
			1 = Has symptom.....	1789	3.24
			2 = Does not have symptom	610	1.10
			94 = DON'T KNOW.....	12	0.02
			97 = REFUSED	21	0.04
			98 = OTHER MISSING/NOT APPLICABLE	11168	20.21
			99 = LEGITIMATE SKIP	41671	75.39
YODSMMDE ¹	Len: 2	SCORE OF SYMPTOM INDICATORS 1 THRU 9		Freq	Pct
			1 = Has 5 or more symptoms.....	2190	3.96
			2 = Has less than 5 symptoms.....	499	0.90
			94 = SUM OF SYMPTOMS AND DON'T KNOW >=5.....	26	0.05
			97 = SUM OF SYMPTOMS AND REFUSED >=5	5	0.01
			98 = OTHER MISSING/NOT APPLICABLE	10880	19.68
			99 = LEGITIMATE SKIP	41671	75.39

ADOLESCENT DEPRESSION

You mentioned having some of the problems I just asked you about.

During that [TIMEFILL] period of time, how much did your [FEELNOUN] interfere or cause problems with your school work, your job, or your relationships with family and friends?

YOPBINTF¹	Len: 2	WHEN PRBLMS WORST INTERFERE WITH SCHL/ PRSNL LIFE	Freq	Pct
	1 =	Not at all	156	0.28
	2 =	A little.....	486	0.88
	3 =	Some	699	1.26
	4 =	A lot	646	1.17
	5 =	Extremely.....	261	0.47
	94 =	DON'T KNOW.....	4	0.01
	97 =	REFUSED	7	0.01
	98 =	BLANK (NO ANSWER).....	293	0.53
	99 =	LEGITIMATE SKIP	52719	95.38

During that [TIMEFILL] period of time, how often were you unable to carry out your daily activities or to take care of yourself because of these problems with your mood?

YOPBDLYA¹	Len: 2	WHEN PRBLMS WORST UNABLE TO CARRY OUT DLY ACTVTS	Freq	Pct
	1 =	Often.....	447	0.81
	2 =	Sometimes.....	995	1.80
	3 =	Not very often	499	0.90
	4 =	Never	143	0.26
	94 =	DON'T KNOW.....	14	0.03
	97 =	REFUSED	5	0.01
	98 =	BLANK (NO ANSWER).....	293	0.53
	99 =	LEGITIMATE SKIP	52875	95.66

Think of the very first period of time in your life lasting two weeks or longer when you [FEELFILL] and also had some of the other problems we just asked about.

Can you remember your exact age?

YOPBRMBR¹	Len: 2	RMBR AGE WHEN FIRST 2+ WK PERIOD OF TIME STARTED	Freq	Pct
	1 =	Yes	1314	2.38
	2 =	No.....	928	1.68
	94 =	DON'T KNOW.....	13	0.02
	97 =	REFUSED	4	0.01
	98 =	BLANK (NO ANSWER).....	293	0.53
	99 =	LEGITIMATE SKIP	52719	95.38

How old were you?

YOPBAGE¹	Len: 3	AGE WHEN FIRST 2+ WK PERIOD OF TIME STARTED	Freq	Pct
	RANGE =	1 - 17.....	2154	3.90
	994 =	DON'T KNOW.....	92	0.17
	997 =	REFUSED	9	0.02
	998 =	BLANK (NO ANSWER).....	297	0.54
	999 =	LEGITIMATE SKIP	52719	95.38

In your entire life, how many times did you feel [FEELNOUN] for two weeks or longer while also having some of the other problems we asked about?

If you are not sure of your answer, just make your best guess.

YOPBNUM¹	Len: 4	# TIMES FELT THIS WAY FOR 2 WKS/LNGR DURING LIFE	Freq	Pct
	RANGE =	1 - 1000.....	1903	3.44
	9994 =	DON'T KNOW.....	309	0.56
	9997 =	REFUSED.....	47	0.09
	9998 =	BLANK (NO ANSWER).....	293	0.53
	9999 =	LEGITIMATE SKIP	52719	95.38

ADOLESCENT DEPRESSION

In the past 12 months, did you have a period of time when you felt [FEELNOUN] for two weeks or longer while also having some of the other problems we asked about?

YOPB2WK¹	Len: 2	FELT THIS WAY 2 WKS+ W/OTH PRBS DURING PST 12 MOS	Freq	Pct
		1 = Yes	1490	2.70
		2 = No.....	697	1.26
		94 = DON'T KNOW.....	55	0.10
		97 = REFUSED	17	0.03
		98 = BLANK (NO ANSWER).....	293	0.53
		99 = LEGITIMATE SKIP	52719	95.38

NOTE: Beginning with the 2008 survey, the questions corresponding to the variables YOPSHMGT, YOPSWORK, YOPSRELS, and YOPSSOC no longer allow respondents to choose the category 95 (ACTIVITY DOES NOT APPLY).

Think about the time in the past 12 months when [NUMPROBS] with your mood [WASWERE] the worst.

Using the 0 to 10 scale shown below, where 0 means no problems and 10 means very severe problems, select the number that describes how much your [FEELNOUN] caused problems with your ability to do each of the following activities during that time. You can use any number between 0 and 10 to answer.

How much did your [FEELNOUN] cause problems with your chores at home?

YOPSHMGT¹	Len: 2	HOW MUCH DID FEELINGS INTERFERE WITH HOME CHORES	Freq	Pct
		0 = No Problems	96	0.17
		1 = Mild - 1.....	67	0.12
		2 = Mild - 2.....	116	0.21
		3 = Mild - 3.....	126	0.23
		4 = Moderate - 4	132	0.24
		5 = Moderate - 5	253	0.46
		6 = Moderate - 6	205	0.37
		7 = Severe - 7.....	167	0.30
		8 = Severe - 8.....	140	0.25
		9 = Severe - 9.....	75	0.14
		10 = Very Severe Problems	100	0.18
		94 = DON'T KNOW.....	9	0.02
		97 = REFUSED	4	0.01
		98 = BLANK (NO ANSWER).....	365	0.66
		99 = LEGITIMATE SKIP	53416	96.64

During that time in the past 12 months when your [FEELNOUN] was worst, how much did this cause problems with your ability to do well at school or work?

You can use any number between 0 and 10 to answer.

YOPSWORK¹	Len: 2	HOW MCH DID FLNGS INTRFR W/ABLTY TO DO WLL SCH/WK	Freq	Pct
		0 = No Problems	68	0.12
		1 = Mild - 1.....	63	0.11
		2 = Mild - 2.....	111	0.20
		3 = Mild - 3.....	115	0.21
		4 = Moderate - 4	129	0.23
		5 = Moderate - 5	217	0.39
		6 = Moderate - 6	185	0.33
		7 = Severe - 7.....	162	0.29
		8 = Severe - 8.....	198	0.36
		9 = Severe - 9.....	107	0.19
		10 = Very Severe Problems	126	0.23
		94 = DON'T KNOW.....	5	0.01
		97 = REFUSED	4	0.01
		98 = BLANK (NO ANSWER).....	365	0.66
		99 = LEGITIMATE SKIP	53416	96.64

ADOLESCENT DEPRESSION

How much did your [FEELNOUN] cause problems with your ability to get along with your family during that time?

You can use any number between 0 and 10 to answer.

YOPSRELS¹	Len: 2	HOW MUCH DID FLNGS INTRFR W/GETTING ALONG W/FAM	Freq	Pct
		0 = No Problems.....	65	0.12
		1 = Mild - 1.....	54	0.10
		2 = Mild - 2.....	72	0.13
		3 = Mild - 3.....	101	0.18
		4 = Moderate - 4.....	101	0.18
		5 = Moderate - 5.....	172	0.31
		6 = Moderate - 6.....	161	0.29
		7 = Severe - 7.....	211	0.38
		8 = Severe - 8.....	201	0.36
		9 = Severe - 9.....	131	0.24
		10 = Very Severe Problems.....	212	0.38
		94 = DON'T KNOW.....	6	0.01
		97 = REFUSED.....	3	0.01
		98 = BLANK (NO ANSWER).....	365	0.66
		99 = LEGITIMATE SKIP.....	53416	96.64

How much did your [FEELNOUN] cause problems with your social life during that time?

You can use any number between 0 and 10 to answer.

YOPSSOC¹	Len: 2	HOW MUCH DID FEELINGS INTERFERE WITH SOCIAL LIFE	Freq	Pct
		0 = No Problems.....	53	0.10
		1 = Mild - 1.....	42	0.08
		2 = Mild - 2.....	69	0.12
		3 = Mild - 3.....	111	0.20
		4 = Moderate - 4.....	133	0.24
		5 = Moderate - 5.....	169	0.31
		6 = Moderate - 6.....	176	0.32
		7 = Severe - 7.....	179	0.32
		8 = Severe - 8.....	195	0.35
		9 = Severe - 9.....	149	0.27
		10 = Very Severe Problems.....	207	0.37
		94 = DON'T KNOW.....	4	0.01
		97 = REFUSED.....	3	0.01
		98 = BLANK (NO ANSWER).....	365	0.66
		99 = LEGITIMATE SKIP.....	53416	96.64

NOTE: Beginning with the 2008 survey, respondents who answered "don't know" or "refused" to questions corresponding to the variables YOPSHMGT, YOPSWORK, YOPSRELS, and YOPSSOC are no longer asked the question corresponding to YOPSDAYS unless they entered a response of 1 to 10 in at least one of the other questions corresponding to YOPSHMGT through YOPSSOC.

About how many days out of 365 in the past 12 months were you totally unable to go to school or work or carry out your normal activities because of your [FEELNOUN]?

You can use any number between 0 and 365 to answer.

YOPSDAYS¹	Len: 3	# DYS UNABLE TO WORK/CARRY OUT DLY ACT PST 12 MOS	Freq	Pct
		RANGE = 0 - 365.....	1401	2.53
		994 = DON'T KNOW.....	74	0.13
		997 = REFUSED.....	4	0.01
		998 = BLANK (NO ANSWER).....	370	0.67
		999 = LEGITIMATE SKIP.....	53422	96.65

ADOLESCENT DEPRESSION

Here is a list of professionals some people talk to about the problems we have been asking about:

- General practitioner or family doctor
- Other medical doctor like a cardiologist, gynecologist, urologist
- Psychologist
- Psychiatrist or psychotherapist
- Social Worker
- Counselor
- Other mental health professional, like a mental health nurse
- A nurse, occupational therapist, or other health professional
- A religious or spiritual advisor like a minister, priest, or rabbi
- Another healer, like an herbalist, chiropractor, acupuncturist, or massage therapist

At any time in the past 12 months, did you see or talk to a medical doctor or other professional about your [FEELNOUN]?

YOSEEDOC¹	Len: 2	SEE/TALK TO A DR/OTH PROF ABT FEELINGS PAST 12 MOS	Freq	Pct
	1 =	Yes	752	1.36
	2 =	No.....	1469	2.66
	94 =	DON'T KNOW.....	22	0.04
	97 =	REFUSED	16	0.03
	98 =	BLANK (NO ANSWER).....	293	0.53
	99 =	LEGITIMATE SKIP	52719	95.38

During the past 12 months, which professionals did you see or talk to about [NUMPROBS] with your mood?

To select more than one answer from the list, press the space bar between each number you type. When you have finished, press the [ENTER] key to go to the next question.

YOFAMDOC¹	Len: 2	GEN/FAM DOC TALKED W/ABT FEELINGS PAST 12 MOS	Freq	Pct
	1 =	Response entered	160	0.29
	6 =	Response not entered.....	579	1.05
	94 =	DON'T KNOW.....	5	0.01
	97 =	REFUSED	24	0.04
	98 =	BLANK (NO ANSWER).....	315	0.57
	99 =	LEGITIMATE SKIP	54188	98.04

YOOTHDOC¹	Len: 2	OTH DR TALKED W/ABOUT FEELINGS PAST 12 MOS	Freq	Pct
	1 =	Response entered	35	0.06
	6 =	Response not entered.....	704	1.27
	94 =	DON'T KNOW.....	5	0.01
	97 =	REFUSED	24	0.04
	98 =	BLANK (NO ANSWER).....	315	0.57
	99 =	LEGITIMATE SKIP	54188	98.04

YOPSYCH¹	Len: 2	PSYCHOLOGIST TALKED W/ABOUT FEELINGS PAST 12 MOS	Freq	Pct
	1 =	Response entered	234	0.42
	6 =	Response not entered.....	505	0.91
	94 =	DON'T KNOW.....	5	0.01
	97 =	REFUSED	24	0.04
	98 =	BLANK (NO ANSWER).....	315	0.57
	99 =	LEGITIMATE SKIP	54188	98.04

YOPSYMD¹	Len: 2	PSYCHIATRIST TALKED W/ABOUT FEELINGS PAST 12 MOS	Freq	Pct
	1 =	Response entered	182	0.33
	3 =	Response entered LOGICALLY ASSIGNED	1	0.00
	6 =	Response not entered.....	556	1.01
	94 =	DON'T KNOW.....	5	0.01
	97 =	REFUSED	24	0.04
	98 =	BLANK (NO ANSWER).....	315	0.57
	99 =	LEGITIMATE SKIP	54188	98.04

ADOLESCENT DEPRESSION

YOSOCWRK ¹	Len: 2 SOCIAL WORKER TALKED W/ABOUT FEELINGS PAST 12 MOS		Freq	Pct
	1 = Response entered		129	0.23
	6 = Response not entered.....		610	1.10
	94 = DON'T KNOW.....		5	0.01
	97 = REFUSED		24	0.04
	98 = BLANK (NO ANSWER).....		315	0.57
	99 = LEGITIMATE SKIP		54188	98.04
YOCOUNS ¹	Len: 2 COUNSELOR TALKED W/ABOUT FEELINGS PAST 12 MOS		Freq	Pct
	1 = Response entered		464	0.84
	3 = Response entered LOGICALLY ASSIGNED.....		2	0.00
	6 = Response not entered.....		273	0.49
	94 = DON'T KNOW.....		5	0.01
	97 = REFUSED		24	0.04
	98 = BLANK (NO ANSWER).....		315	0.57
	99 = LEGITIMATE SKIP		54188	98.04
YOOTHMP ¹	Len: 2 MENTAL PROF TALKED W/ABOUT FEELINGS PAST 12 MOS		Freq	Pct
	1 = Response entered		53	0.10
	6 = Response not entered.....		686	1.24
	94 = DON'T KNOW.....		5	0.01
	97 = REFUSED		24	0.04
	98 = BLANK (NO ANSWER).....		315	0.57
	99 = LEGITIMATE SKIP		54188	98.04
YONURSE ¹	Len: 2 NURSE ETC.TALKED W/ABOUT FEELINGS PAST 12 MOS		Freq	Pct
	1 = Response entered		71	0.13
	6 = Response not entered.....		668	1.21
	94 = DON'T KNOW.....		5	0.01
	97 = REFUSED		24	0.04
	98 = BLANK (NO ANSWER).....		315	0.57
	99 = LEGITIMATE SKIP		54188	98.04
YORELIG ¹	Len: 2 RELIGIOUS ADVSR TLKED W/ABOUT FEELINGS PST 12 MOS		Freq	Pct
	1 = Response entered		75	0.14
	3 = Response entered LOGICALLY ASSIGNED.....		1	0.00
	6 = Response not entered.....		663	1.20
	94 = DON'T KNOW.....		5	0.01
	97 = REFUSED		24	0.04
	98 = BLANK (NO ANSWER).....		315	0.57
	99 = LEGITIMATE SKIP		54188	98.04
YOHERBAL ¹	Len: 2 HERBALIST TALKED W/ABOUT FEELINGS PAST 12 MOS		Freq	Pct
	1 = Response entered		14	0.03
	6 = Response not entered.....		725	1.31
	94 = DON'T KNOW.....		5	0.01
	97 = REFUSED		24	0.04
	98 = BLANK (NO ANSWER).....		315	0.57
	99 = LEGITIMATE SKIP		54188	98.04
YOOTHLP ¹	Len: 2 OTH HELP PROF TALKED W/ABOUT FEELINGS PAST 12 MOS		Freq	Pct
	1 = Response entered		34	0.06
	6 = Response not entered.....		705	1.28
	94 = DON'T KNOW.....		5	0.01
	97 = REFUSED		24	0.04
	98 = BLANK (NO ANSWER).....		315	0.57
	99 = LEGITIMATE SKIP		54188	98.04

ADOLESCENT DEPRESSION

Are you currently receiving treatment or counseling for [NUMPROBS] with your mood?

YOTMTNOW¹	Len: 2	CURRENTLY RCVNG TREATMENT/COUNSLG FOR MOOD	Freq	Pct
	1 =	Yes	343	0.62
	2 =	No.....	406	0.73
	94 =	DON'T KNOW.....	3	0.01
	97 =	REFUSED	16	0.03
	98 =	BLANK (NO ANSWER).....	315	0.57
	99 =	LEGITIMATE SKIP	54188	98.04

During the past 12 months, did you take prescription medication that was prescribed for[NUMPROBS]?

YORX12MO¹	Len: 2	TAKE PRES MEDS PRESCRIBED FOR MOOD PAST 12 MONTHS	Freq	Pct
	1 =	Yes	377	0.68
	2 =	No.....	1856	3.36
	94 =	DON'T KNOW.....	14	0.03
	97 =	REFUSED	12	0.02
	98 =	BLANK (NO ANSWER).....	293	0.53
	99 =	LEGITIMATE SKIP	52719	95.38

Are you currently taking prescription medication that was prescribed for [NUMPROBS]?

YORXNOW¹	Len: 2	CURRENTLY TAKING PRESC MEDS PRESCRIBED FOR MOOD	Freq	Pct
	1 =	Yes	251	0.45
	2 =	No.....	125	0.23
	94 =	DON'T KNOW.....	1	0.00
	97 =	REFUSED	12	0.02
	98 =	BLANK (NO ANSWER).....	307	0.56
	99 =	LEGITIMATE SKIP	54575	98.74

During the past 12 months, how much has this prescription medication helped you?

YORXHLP¹	Len: 2	HOW MUCH HAS PRESC MEDS FOR MOOD HELPED PST 12 MOS	Freq	Pct
	1 =	Not at all	59	0.11
	2 =	A little.....	70	0.13
	3 =	Some	94	0.17
	4 =	A lot	114	0.21
	5 =	Extremely.....	37	0.07
	94 =	DON'T KNOW.....	1	0.00
	97 =	REFUSED	14	0.03
	98 =	BLANK (NO ANSWER).....	307	0.56
	99 =	LEGITIMATE SKIP	54575	98.74

During the past 12 months, how much has treatment or counseling helped you?

YOTMTHLP¹	Len: 2	HOW MUCH HAS TRMT/COUNSLG HELPED PST 12 MOS	Freq	Pct
	1 =	Not at all	143	0.26
	2 =	A little.....	136	0.25
	3 =	Some	204	0.37
	4 =	A lot	182	0.33
	5 =	Extremely.....	81	0.15
	94 =	DON'T KNOW.....	5	0.01
	97 =	REFUSED	17	0.03
	98 =	BLANK (NO ANSWER).....	315	0.57
	99 =	LEGITIMATE SKIP	54188	98.04

RECODED ADOLESCENT DEPRESSION

NOTE: The variables in this section are recoded variables that were created from one or more of the edited variables from the preceding section.

NOTE: Certain source variables that were used to create recoded variables have valid values that might not have been reported or assigned for the current survey year. However, these values have been included in the general specifications in the codebook on how the recoded variables were created. See additional details about this issue in the Organization of the Data File section of this codebook introduction.

NOTE: Starting with the 2004 NSDUH, respondents were administered separate age-appropriate depression modules designed to measure whether or not respondents had experienced a major depressive episode (MDE) in their lifetime and past year. All adolescent (youth) respondents aged 12 to 17 were asked questions from the Youth Depression module. The 2004 NSDUH only asked a subsample of adults aged 18 or older the questions from the Adult Depression module, but starting in 2005, all adults were administered the questionnaire module.

From 2004 through 2007, a single set of variables was created containing the recoded MDE data for both adult and adolescent respondents combined. In 2008, instead of a single set of variables, two recoded sets of MDE variables were created for adolescents and adults separately. This change was due to the presence of context effects in the adult estimates stemming from changes in the mental health module which precedes the adult depression section within the questionnaire. Based on an analysis of the 2008 data that evaluated the presence of context effects, it was determined that the adult depression estimates in 2008 and later years are not comparable with years prior to 2008, and the variables were therefore renamed to indicate the lack of comparability. The youth depression estimates were not impacted by the 2008 adult questionnaire changes and are considered comparable across years. Therefore, only the youth depression variables that were previously defined for both adults and youth had to be renamed. Multi-year trend analyses can be performed by renaming the recoded adolescent depression variables the same across years. Youth depression variables that did not require renaming are noted specifically in the comments above the variables below. See the 2008 Recoded Mental Health Module Variable Documentation Appendix for more detailed information on the 2008 changes as well as the 2008 Recoded Depression Variable Documentation Appendix for example SAS code showing how to rename the variables for multi-year analyses.

In 2009, changes were made to the youth mental health service utilization (YMHSU) questions that preceded the adolescent depression questions. These changes included the replacement of five questions that asked about receipt of special education services and school counseling, and time spent in jail or foster care with questions that asked about receipt of mental health services in the education and justice system sectors. Due to this change, a context effect analysis was done using data from the first 6 months of the 2009 NSDUH and sought to determine whether changes in the YMHSU module affected responses to the first three adolescent depression questions and the lifetime and past year MDE estimates. The results of the analysis showed these changes in 2009 did not appear to affect the estimates of adolescent MDE; therefore, no further variable changes were needed.

Additional details on these adolescent depression recoded variables are provided in the Recoded Depression Variable Documentation Appendix.

The following variable, YMDELT, classifies an adolescent as having a major depressive episode (MDE) in their lifetime, YMDELT=1, if they reported experiencing at least 5 out of the 9 criteria used to define an adolescent as having had MDE in their lifetime, where at least one of the criteria is a depressed mood or loss of interest or pleasure in daily activities (YODSMMDE=1).

An adolescent was classified as NOT having a major depressive episode (MDE) in their lifetime, YMDELT=2, if they met either of these conditions:

1. Reported experiencing fewer than 5 out of the 9 criteria used to define an adolescent as having had MDE in their lifetime (YODSMMDE=2).
2. If the number of criteria used to define an adolescent as having had MDE in their lifetime is unknown (YODSMMDE=98) and the respondent reported at least one of the following:
 - i. Never having had a period of time lasting several days or longer when felt sad, empty, or depressed (YODPREV=2), discouraged or hopeless about how things were going in life (YODSCEV=2), and lost interest and became bored with most things usually enjoyable (YOLOSEV=2).
 - ii. Experienced the feelings in (i), but they did not last most of the day, almost every day for two weeks or longer [YOLSI2WK=2 or YODPR2WK=2].
 - iii. Experienced the feelings in (i) most of the day, almost every day for two weeks or longer, but the feelings lasted less than an hour when mood was most severe and frequent (YOWRHRS=1).
 - iv. Experienced the feelings in (i) most of the day, almost every day for two weeks or longer for at least an hour during those times when mood was most severe and frequent, but the bad feelings were mild (YOWRDST=1), there was never a time when you felt so bad that nothing could cheer you up (YOWRCHR=4), and there was never a time when you felt so bad that you could not carry out your daily activities (YOWRIMP=4).
 - v. Experienced the feelings in (i) most of the day, almost every day for two weeks or longer for at least an hour with bad feelings that were more than mild or at some point could not be cheered up or could not carry out daily activities, but never had any other problems during those weeks, such as changes in sleep, eating, energy, the ability to keep mind on things, or feeling badly about self (YODPPROB=2).

YMDELT	Len: 1	YOUTH: LIFETIME MAJOR DEPRESSIVE EPISODE (MDE)	Freq	Pct
.		= Aged 18+/Unknown (Otherwise)	41984	75.96
1		= Yes (YODSMMDE=1)	2190	3.96
2		= No (See comment above)	11097	20.08

RECODED ADOLESCENT DEPRESSION

YMDEYR	Len: 1	YOUTH: PAST YEAR MAJOR DEPRESSIVE EPISODE (MDE)	Freq	Pct
.	=	Aged 18+/Unknown (Otherwise)	42053	76.09
1	=	Yes (YMDELT=1 & YOPB2WK=1)	1467	2.65
2	=	No (YMDELT=2 or [YMDELT=1 & YOPB2WK=2])	11751	21.26

YMDEADA	Len: 1	YOUTH: PAST YEAR MDE AND SUB DEP OR ABUSE	Freq	Pct
.	=	Aged 18+/Unknown (Otherwise)	42053	76.09
0	=	No (YMDEYR=2 or ABODILAL=0)	13030	23.57
1	=	Yes (YMDEYR=1 & ABODILAL=1)	188	0.34

NOTE: The following 25 variables are among all adolescent respondents who were asked the respective questions and are not confined to those respondents who were ultimately classified as having a Major Depressive Episode (MDE) in their lifetime or past year. To produce estimates among adolescents with MDE, the analysis will need to be restricted by either the lifetime MDE variable (YMDELT) or the past year MDE variable (YMDEYR).

YTXMDEYR	Len: 1	YOUTH: SAW OR TALK TO MD/PROF FOR MDE IN PAST YEAR	Freq	Pct
.	=	Aged 18+/Unknown (Otherwise)	53050	95.98
0	=	No (YOSEEDOC=2)	1469	2.66
1	=	Yes (YOSEEDOC=1)	752	1.36

YRXMDEYR	Len: 1	YOUTH: USED RX MEDICATION FOR MDE IN PAST YEAR	Freq	Pct
.	=	Aged 18+/Unknown (Otherwise)	53038	95.96
0	=	No (YORX12MO=2)	1856	3.36
1	=	Yes (YORX12MO=1)	377	0.68

In the following variable, YMDETXX, an adolescent is defined as having received treatment/counseling if he/she saw or talked to a medical doctor or other professional for MDE.

YMDETXX	Len: 1	YOUTH: RCVD TRT/CNSLG OR RX MED FOR MDE IN PST YR	Freq	Pct
.	=	Aged 18+/Unknown (Otherwise)	53052	95.99
0	=	No (YTXMDEYR=0 and YRXMDEYR=0)	1398	2.53
1	=	Yes (YTXMDEYR=1 or YRXMDEYR=1)	821	1.49

YDOCMDE	Len: 1	YOUTH: SAW/TALK TO GEN PRAC/FAM MD ABOUT MDE IN PY	Freq	Pct
.	=	Aged 18+/Unknown/Legitimate Skip (Otherwise)	53063	96.01
0	=	No (YOSEEDOC=2 or YOFAMDOC=6)	2048	3.71
1	=	Yes (YOFAMDOC=1,3)	160	0.29

YOMDMDE	Len: 1	YOUTH: SAW/TALK TO OTHER MD ABOUT MDE IN PAST YEAR	Freq	Pct
.	=	Aged 18+/Unknown/Legitimate Skip (Otherwise)	53063	96.01
0	=	No (YOSEEDOC=2 or YOOTHDOC=6)	2173	3.93
1	=	Yes (YOOTHDOC=1,3)	35	0.06

YPSY1MDE	Len: 1	YOUTH: SAW/TALK TO PSYCHOLOGIST ABT MDE IN PST YR	Freq	Pct
.	=	Aged 18+/Unknown/Legitimate Skip (Otherwise)	53063	96.01
0	=	No (YOSEEDOC=2 or YOPSYCH=6)	1974	3.57
1	=	Yes (YOPSYCH=1,3)	234	0.42

YPSY2MDE	Len: 1	YOUTH: SAW/TALK TO PSYCHIATRIST ABT MDE IN PST YR	Freq	Pct
.	=	Aged 18+/Unknown/Legitimate Skip (Otherwise)	53063	96.01
0	=	No (YOSEEDOC=2 or YOPSYMD=6)	2025	3.66
1	=	Yes (YOPSYMD=1,3)	183	0.33

RECODED ADOLESCENT DEPRESSION

YSOCMDE	Len: 1	YOUTH: SAW/TALK TO SOCIAL WORKER ABOUT MDE IN PY	Freq	Pct
	.	= Aged 18+/Unknown/Legitimate Skip (Otherwise)	53063	96.01
	0	= No (YOSEEDOC=2 or YOSOCWRK=6).....	2079	3.76
	1	= Yes (YOSOCWRK=1,3).....	129	0.23

YCOUNMDE	Len: 1	YOUTH: SAW/TALK TO COUNSELOR ABOUT MDE IN PST YR	Freq	Pct
	.	= Aged 18+/Unknown/Legitimate Skip (Otherwise)	53063	96.01
	0	= No (YOSEEDOC=2 or YOCOUNS=6).....	1742	3.15
	1	= Yes (YOCOUNS=1,3).....	466	0.84

YOMHMDE	Len: 1	YOUTH: SAW/TALK TO OTH MENT HLTH PROF ABT MDE-PY	Freq	Pct
	.	= Aged 18+/Unknown/Legitimate Skip (Otherwise)	53063	96.01
	0	= No (YOSEEDOC=2 or [YOOTHMHP=6 & No Writ-in Enter]).....	2148	3.89
	1	= Yes (YOOTHMHP=1,3 or Write-in Response Entered)	60	0.11

YNURSMDE	Len: 1	YOUTH: SAW/TALK TO NURSE/OCC THERA ABOUT MDE IN PY	Freq	Pct
	.	= Aged 18+/Unknown/Legitimate Skip (Otherwise)	53063	96.01
	0	= No (YOSEEDOC=2 or YONURSE=6).....	2137	3.87
	1	= Yes (YONURSE=1,3).....	71	0.13

YRELMDE	Len: 1	YOUTH: SAW/TALK TO RELIG ADVISOR ABOUT MDE IN PY	Freq	Pct
	.	= Aged 18+/Unknown/Legitimate Skip (Otherwise)	53063	96.01
	0	= No (YOSEEDOC=2 or YORELIG=6).....	2132	3.86
	1	= Yes (YORELIG=1,3)	76	0.14

YHBCHMDE	Len: 1	YOUTH: SAW/TALK TO ANOTHER HEALER ABOUT MDE IN PY	Freq	Pct
	.	= Aged 18+/Unknown/Legitimate Skip (Otherwise)	53063	96.01
	0	= No (YOSEEDOC=2 or YOHERBAL=6)	2194	3.97
	1	= Yes (YOHERBAL=1,3).....	14	0.03

The following variable, YOTHMDE, defines an adolescent as having seen or talked to another professional about MDE during the past year, YOTHMDE=1, if s/he entered a valid write-in response other than the responses that matched the existing categories.

An adolescent was classified as NOT having seen or talked to another professional about MDE during the past year, YOTHMDE=0, if s/he met either of these conditions:

1. Reported NOT seeing or talking to a medical doctor or other professional during the past year (YOSEEDOC=2).
2. Response not entered for whether other mental health professional was seen or talked to during the past year (YOOTHHLP=6).
3. Write-in response entered matched an existing category.

YOTHMDE	Len: 1	YOUTH: SAW/TALK TO OTHER PROF ABOUT MDE IN PST YR	Freq	Pct
	.	= Aged 18+/Unknown/Legit Skip/Invalid Spec. Resp.....	53070	96.02
	0	= No (See comment above)	2188	3.96
	1	= Yes (See comment above).....	13	0.02

The following variable, YHLMDE, indicates whether a youth reported seeing or talking to a health professional about MDE in the past year. Youths were classified as having seen or talked to a health professional, YHLMDE=1, if they reported seeing or talking to any of the following professionals: general practitioner or family doctor (YDOCMDE=1); other medical doctor (YOMDMDE=1); psychologist (YPSY1MDE=1); psychiatrist or psychotherapist (YPSY2MDE=1); social worker (YSOCMDE=1); counselor (YCOUNMDE=1); other mental health professional (YOMHMDE=1); or nurse, occupational therapist, or other health professional (YNURSMDE=1). Respondents were classified as having not seen or talked to a health professional, YHLMDE=0, if they reported not seeing or talking to all of the professionals listed above (source variable=0).

YHLMDE	Len: 1	YOUTH: SAW/TALK TO HEALTH PROF ABOUT MDE IN PST YR	Freq	Pct
	.	= Aged 18+/Unknown (Otherwise)	53063	96.01
	0	= No (See comment above)	1490	2.70
	1	= Yes (See comment above).....	718	1.30

RECODED ADOLESCENT DEPRESSION

The following variable, YALTMDE, indicates whether a youth reported seeing or talking to an alternative service professional about MDE in the past year. Youths were classified as having seen or talked to an alternative service professional, YALTMDE=1, if they reported seeing or talking to any of the following professionals: religious or spiritual advisor (YRELMDE=1); or herbalist, chiropractor, acupuncturist, or massage therapist (YHBCHMDE=1). Respondents were classified as having not seen or talked to an alternative service professional, YALTMDE=0, if they reported not seeing or talking to all of the professionals listed above (source variable=0).

YALTMDE	Len: 1	YOUTH: SAW/TALK TO ALT SERV PROF ABOUT MDE IN PY	Freq	Pct
	.	= Aged 18+/Unknown (Otherwise)	53063	96.01
	0	= No (See comment above)	2123	3.84
	1	= Yes (See comment above).....	85	0.15

YMDEHPRX	Len: 1	YOUTH: SAW HEALTH PROF OR RX MED FOR MDE IN PST YR	Freq	Pct
	.	= Aged 18+/Unknown (Otherwise)	53062	96.00
	0	= No (YHLTMDE=0 and YRXMDEYR=0).....	1419	2.57
	1	= Yes (YHLTMDE=1 or YRXMDEYR=1)	790	1.43

YMDEHPO	Len: 1	YOUTH: SAW HEALTH PROF ONLY FOR MDE IN PAST YEAR	Freq	Pct
	.	= Aged 18+/Unknown (Otherwise)	53059	96.00
	0	= No (YHLTMDE=0 or YRXMDEYR=1).....	1800	3.26
	1	= Yes (YHLTMDE=1 and YRXMDEYR=0)	412	0.75

YMDERXO2	Len: 1	YOUTH: RCVD RX MED, NO HEALTH PROF FOR MDE IN PY	Freq	Pct
	.	= Aged 18+/Unknown (Otherwise)	53042	95.97
	0	= No (YRXMDEYR=0 or YHLTMDE=1).....	2162	3.91
	1	= Yes (YRXMDEYR=1 and YHLTMDE=0)	67	0.12

YMDEHARX	Len: 1	YOUTH: SAW HEALTH PROF AND RX MED FOR MDE IN PY	Freq	Pct
	.	= Aged 18+/Unknown (Otherwise)	53039	95.96
	0	= No (YHLTMDE=0 or YRXMDEYR=0).....	1927	3.49
	1	= Yes (YHLTMDE=1 and YRXMDEYR=1)	305	0.55

NOTE: The following five variables were not renamed in 2008 since they were originally only defined for youth; therefore, no changes are needed for these in order to generate analyses across years.

NOTE: The following four variables make up the four role domains (chores at home, school or work, close relationships with family, and social life) of the Sheehan Disability Scale (SDS), which measures the impact of a disorder on an adolescent's life.

YSDSHOME	Len: 1	YOUTH: MDE ROLE IMPAIRMENT - CHORES AT HOME	Freq	Pct
	.	= Aged 18+/Unknown/Legitimate Skip (Otherwise)	53794	97.33
	1	= None (YOPSHMGT=0)	96	0.17
	2	= Mild (YOPSHMGT=1,2,3)	309	0.56
	3	= Moderate (YOPSHMGT=4,5,6)	590	1.07
	4	= Severe (YOPSHMGT=7,8,9).....	382	0.69
	5	= Very Severe (YOPSHMGT=10).....	100	0.18

YSDSWRK	Len: 1	YOUTH: MDE ROLE IMPAIRMENT - SCHOOL OR WORK	Freq	Pct
	.	= Aged 18+/Unknown/Legitimate Skip (Otherwise)	53790	97.32
	1	= None (YOPSWORK=0).....	68	0.12
	2	= Mild (YOPSWORK=1,2,3).....	289	0.52
	3	= Moderate (YOPSWORK=4,5,6).....	531	0.96
	4	= Severe (YOPSWORK=7,8,9)	467	0.84
	5	= Very Severe (YOPSWORK=10)	126	0.23

RECODED ADOLESCENT DEPRESSION

YSDSREL	Len: 1	YOUTH: MDE ROLE IMPAIRMENT - FAMILY RELATIONSHIPS	Freq	Pct
	.	= Aged 18+/Unknown/Legitimate Skip (Otherwise)	53790	97.32
	1	= None (YOPSRELS=0).....	65	0.12
	2	= Mild (YOPSRELS=1,2,3).....	227	0.41
	3	= Moderate (YOPSRELS=4,5,6)	434	0.79
	4	= Severe (YOPSRELS=7,8,9).....	543	0.98
	5	= Very Severe (YOPSRELS=10).....	212	0.38

YSDSSOC	Len: 1	YOUTH: MDE ROLE IMPAIRMENT - SOCIAL LIFE	Freq	Pct
	.	= Aged 18+/Unknown/Legitimate Skip (Otherwise)	53788	97.32
	1	= None (YOPSSOC=0).....	53	0.10
	2	= Mild (YOPSSOC=1,2,3).....	222	0.40
	3	= Moderate (YOPSSOC=4,5,6).....	478	0.86
	4	= Severe (YOPSSOC=7,8,9).....	523	0.95
	5	= Very Severe (YOPSSOC=10)	207	0.37

The following variable, YSDSOVRL, is assigned the maximum level of interference over the four role domains of SDS: chores at home (YSDSHOME), school or work (YSDSWRK), family relationships (YSDSREL), and social life (YSDSSOC).

YSDSOVRL	Len: 1	YOUTH: MAX SEVERITY LEVEL OF MDE ROLE IMPAIRMENT	Freq	Pct
	.	= Aged 18+/Unknown/Legitimate Skip (Otherwise)	53786	97.31
	1	= None (See comment above)	6	0.01
	2	= Mild (See comment above)	60	0.11
	3	= Moderate (See comment above).....	319	0.58
	4	= Severe (See comment above).....	731	1.32
	5	= Very Severe (See comment above)	369	0.67

The following variable, MDEIMPY, is derived from the maximum severity level of MDE role impairment (YSDSOVRL) and is restricted to adolescents with past year MDE (YMDEYR).

MDEIMPY	Len: 1	YOUTH: MDE WITH SEVERE ROLE IMPAIRMENT	Freq	Pct
	.	= Aged 18+/Unknown (Otherwise)	42057	76.09
	1	= Yes (YMDEYR=1 and YSDSOVRL=4,5)	1091	1.97
	2	= No (YMDEYR=2 or YSDSOVRL=1,2,3)	12123	21.93

YMDEIMDA	Len: 1	YOUTH: PY MDE W/ SEV IMPAIRMT AND SUB DEP OR ABUSE	Freq	Pct
	.	= Aged 18+/Unknown (Otherwise)	42057	76.09
	0	= No (MDEIMPY=2 or ABODILAL=0).....		13057
	23.62		
	1	= Yes (MDEIMPY=1 & ABODILAL=1).....	157	0.28

CONSUMPTION OF ALCOHOL

CONSUMPTION OF ALCOHOL

The values in the section may be inconsistent with values from the core section(s). Items in this section were edited when respondents legitimately skipped out of these items based on prior answers in the core section(s). Otherwise, non-core items generally were not edited to make them consistent with core items, and core items were not edited to make them consistent with non-core items. This note applies to variables in this section marked by a ¹.

The next few questions return to the topic of alcohol. Remember that by a drink, we mean a can or bottle of beer, a glass of wine or a wine cooler, a shot of liquor, or a mixed drink with liquor in it. We are not asking about times when you only had a sip or two from a drink.

Earlier, the computer recorded that you drank at least one alcoholic beverage within the past 30 days, that is, since [DATEFILL].

Please think about the last time you drank any alcoholic beverage. How many drinks did you have that time?

CADRLAST¹	Len: 3	# OF DRINKS THE LAST TIME DRANK IN PAST 30 DAYS	Freq	Pct
		RANGE = 1 - 80.....	25915	46.89
		985 = BAD DATA Logically assigned	3	0.01
		991 = NEVER USED ALCOHOL.....	14571	26.36
		993 = DID NOT USE ALCOHOL IN THE PAST 30 DAYS.....	14164	25.63
		994 = DON'T KNOW.....	208	0.38
		997 = REFUSED	115	0.21
		998 = BLANK (NO ANSWER).....	295	0.53

This last time you drank, were you alone or were you with one or more other people?

CADRPEOP¹	Len: 2	ALONE OR W/ MORE THAN ONE PERSON LAST TIME DRANK	Freq	Pct
		1 = I was alone the last time I drank.....	239	0.43
		2 = I was with one other person the last time I drank.....	622	1.13
		3 = I was with >one other person the last time I drank.....	2800	5.07
		85 = BAD DATA Logically assigned	2	0.00
		89 = LEGITIMATE SKIP Logically assigned.....	1	0.00
		91 = NEVER USED ALCOHOL.....	14571	26.36
		93 = DID NOT USE ALCOHOL IN THE PAST 30 DAYS.....	14164	25.63
		94 = DON'T KNOW.....	25	0.05
		97 = REFUSED	28	0.05
		98 = BLANK (NO ANSWER).....	220	0.40
		99 = LEGITIMATE SKIP	22599	40.89

Where did you drink alcoholic beverages this last time you drank?

CADRCAR¹	Len: 2	I DRANK IN A CAR OR OTHER VEHICLE	Freq	Pct
		1 = Response entered	133	0.24
		3 = Response entered LOGICALLY ASSIGNED.....	2	0.00
		6 = Response not entered.....	3483	6.30
		85 = BAD DATA Logically assigned	2	0.00
		91 = NEVER USED ALCOHOL.....	14571	26.36
		93 = DID NOT USE ALCOHOL IN THE PAST 30 DAYS.....	14164	25.63
		94 = DON'T KNOW.....	43	0.08
		97 = REFUSED	53	0.10
		98 = BLANK (NO ANSWER).....	220	0.40
		99 = LEGITIMATE SKIP	22600	40.89

CADRHOME¹	Len: 2	I DRANK AT MY HOME	Freq	Pct
		1 = Response entered	1183	2.14
		3 = Response entered LOGICALLY ASSIGNED.....	5	0.01
		6 = Response not entered.....	2430	4.40
		91 = NEVER USED ALCOHOL.....	14571	26.36
		93 = DID NOT USE ALCOHOL IN THE PAST 30 DAYS.....	14164	25.63
		94 = DON'T KNOW.....	43	0.08
		97 = REFUSED	53	0.10
		98 = BLANK (NO ANSWER).....	222	0.40
		99 = LEGITIMATE SKIP	22600	40.89

CONSUMPTION OF ALCOHOL

CADROTHM¹	Len: 2	I DRANK AT SOMEONE ELSE'S HOME	Freq	Pct
	1 =	Response entered	1906	3.45
	3 =	Response entered LOGICALLY ASSIGNED	41	0.07
	6 =	Response not entered	1671	3.02
	89 =	LEGITIMATE SKIP Logically assigned	1	0.00
	91 =	NEVER USED ALCOHOL	14571	26.36
	93 =	DID NOT USE ALCOHOL IN THE PAST 30 DAYS	14164	25.63
	94 =	DON'T KNOW	43	0.08
	97 =	REFUSED	53	0.10
	98 =	BLANK (NO ANSWER)	222	0.40
	99 =	LEGITIMATE SKIP	22599	40.89
CADRPUBL¹	Len: 2	I DRANK AT A PARK, ON A BEACH OR IN A PARKING LOT	Freq	Pct
	1 =	Response entered	137	0.25
	3 =	Response entered LOGICALLY ASSIGNED	5	0.01
	6 =	Response not entered	3476	6.29
	91 =	NEVER USED ALCOHOL	14571	26.36
	93 =	DID NOT USE ALCOHOL IN THE PAST 30 DAYS	14164	25.63
	94 =	DON'T KNOW	43	0.08
	97 =	REFUSED	53	0.10
	98 =	BLANK (NO ANSWER)	222	0.40
	99 =	LEGITIMATE SKIP	22600	40.89
CADRBAR¹	Len: 2	I DRANK IN A RESTAURANT, BAR OR CLUB	Freq	Pct
	1 =	Response entered	224	0.41
	3 =	Response entered LOGICALLY ASSIGNED	9	0.02
	6 =	Response not entered	3385	6.12
	91 =	NEVER USED ALCOHOL	14571	26.36
	93 =	DID NOT USE ALCOHOL IN THE PAST 30 DAYS	14164	25.63
	94 =	DON'T KNOW	43	0.08
	97 =	REFUSED	53	0.10
	98 =	BLANK (NO ANSWER)	222	0.40
	99 =	LEGITIMATE SKIP	22600	40.89
CADREVNT¹	Len: 2	I DRANK AT A CONCERT OR SPORTS GAME	Freq	Pct
	1 =	Response entered	67	0.12
	3 =	Response entered LOGICALLY ASSIGNED	2	0.00
	6 =	Response not entered	3549	6.42
	91 =	NEVER USED ALCOHOL	14571	26.36
	93 =	DID NOT USE ALCOHOL IN THE PAST 30 DAYS	14164	25.63
	94 =	DON'T KNOW	43	0.08
	97 =	REFUSED	53	0.10
	98 =	BLANK (NO ANSWER)	222	0.40
	99 =	LEGITIMATE SKIP	22600	40.89
CADRSCHL¹	Len: 2	I DRANK AT SCHOOL	Freq	Pct
	1 =	Response entered	78	0.14
	3 =	Response entered LOGICALLY ASSIGNED	2	0.00
	6 =	Response not entered	3538	6.40
	91 =	NEVER USED ALCOHOL	14571	26.36
	93 =	DID NOT USE ALCOHOL IN THE PAST 30 DAYS	14164	25.63
	94 =	DON'T KNOW	43	0.08
	97 =	REFUSED	53	0.10
	98 =	BLANK (NO ANSWER)	222	0.40
	99 =	LEGITIMATE SKIP	22600	40.89

CONSUMPTION OF ALCOHOL

CADROTH¹	Len: 2	I DRANK AT SOME OTHER PLACE	Freq	Pct
		1 = Response entered	379	0.69
		6 = Response not entered.....	3239	5.86
		91 = NEVER USED ALCOHOL.....	14571	26.36
		93 = DID NOT USE ALCOHOL IN THE PAST 30 DAYS.....	14164	25.63
		94 = DON'T KNOW.....	43	0.08
		97 = REFUSED	53	0.10
		98 = BLANK (NO ANSWER).....	222	0.40
		99 = LEGITIMATE SKIP	22600	40.89

CADROTS2¹	Len: 2	OTHER PLACE YOU LAST DRANK ALCOHOL	Freq	Pct
		1 = I drank in a car or other vehicle	2	0.00
		2 = I drank at my home	7	0.01
		3 = I drank at someone else's home.....	47	0.09
		4 = I drank at a park, on a beach, or in a parking lot.....	6	0.01
		5 = I drank in a restaurant, bar or club	10	0.02
		6 = I drank at a concert or sports game	3	0.01
		7 = I drank at school	3	0.01
		8 = I drank at some other place	11	0.02
		9 = At respondent's place of work/business	3	0.01
		11 = In a boat, ship, water vessel	6	0.01
		15 = Hotel/motel/resort/BB; restaurnt/bar/club not spec	27	0.05
		16 = On a farm/ranch/or in barn; R's home unspec	3	0.01
		17 = At a house/apt/garage; no other information.....	8	0.01
		20 = River/lake/waterfront/harbor; park/beach unspfd	12	0.02
		22 = Camping/hunting/fishing; no other information	17	0.03
		23 = Street/road/alley/neighborhood	5	0.01
		24 = Outside; park, beach, parkng lot, water unspcfd.....	41	0.07
		26 = Place of entertainment; club/sports/concert unspec	4	0.01
		29 = In a dorm/dorm room	8	0.01
		30 = At a fraternity/sorority house or event	4	0.01
		33 = Inside a building; home/school/business unspecfd.....	9	0.02
		35 = At a party/wedding/celebration/event; no othr info	87	0.16
		70 = City/State/Country/vacation, location unspecified	13	0.02
		85 = BAD DATA Logically assigned	13	0.02
		91 = NEVER USED ALCOHOL.....	14571	26.36
		93 = DID NOT USE ALCOHOL IN THE PAST 30 DAYS.....	14164	25.63
		94 = DON'T KNOW.....	8	0.01
		97 = REFUSED	75	0.14
		98 = BLANK (NO ANSWER).....	265	0.48
		99 = LEGITIMATE SKIP	25839	46.75

Did you pay for the last alcoholic beverage that you drank?

CABUYFRE¹	Len: 2	PAY FOR THE LAST ALCOHOLIC BEVERAGE THAT U DRANK	Freq	Pct
		1 = Yes	966	1.75
		2 = No.....	2700	4.89
		85 = BAD DATA Logically assigned.....	2	0.00
		89 = LEGITIMATE SKIP Logically assigned.....	1	0.00
		91 = NEVER USED ALCOHOL.....	14571	26.36
		93 = DID NOT USE ALCOHOL IN THE PAST 30 DAYS.....	14164	25.63
		94 = DON'T KNOW.....	18	0.03
		97 = REFUSED	30	0.05
		98 = BLANK (NO ANSWER).....	220	0.40
		99 = LEGITIMATE SKIP	22599	40.89

CONSUMPTION OF ALCOHOL

Did you buy this last alcoholic beverage yourself, or did you give money to someone else to buy it for you?

CAGVMONY¹	Len: 2	DID YOU/SOMEONE ELSE BUY LAST ALCOHOLIC BEVERAGE	Freq	Pct
	1 =	I bought it myself.....	269	0.49
	2 =	I gave money to someone else who bought it for me.....	688	1.24
	85 =	BAD DATA Logically assigned.....	2	0.00
	91 =	NEVER USED ALCOHOL.....	14571	26.36
	93 =	DID NOT USE ALCOHOL IN THE PAST 30 DAYS.....	14164	25.63
	94 =	DON'T KNOW.....	2	0.00
	97 =	REFUSED.....	7	0.01
	98 =	BLANK (NO ANSWER).....	268	0.48
	99 =	LEGITIMATE SKIP.....	25300	45.77

People often buy alcoholic beverages at stores, restaurants, bars, clubs, or events. Sometimes they buy alcohol from other people. Which of these statements describes the way you bought the last alcoholic beverage that you drank?

CABUYWHO¹	Len: 2	STATEMENT BEST DESCRIBES PURCHASE OF LAST ALCOHOL	Freq	Pct
	1 =	I bought it at a store/restaurant/bar/club/event.....	210	0.38
	2 =	I bought it from another person.....	58	0.10
	85 =	BAD DATA Logically assigned.....	2	0.00
	91 =	NEVER USED ALCOHOL.....	14571	26.36
	93 =	DID NOT USE ALCOHOL IN THE PAST 30 DAYS.....	14164	25.63
	94 =	DON'T KNOW.....	1	0.00
	98 =	BLANK (NO ANSWER).....	277	0.50
	99 =	LEGITIMATE SKIP.....	25988	47.02

At which of these places did you buy the last alcoholic beverage that you drank?

CABPLACE¹	Len: 2	WHERE YOU BOUGHT LAST ALCOHOLIC BEVERAGE	Freq	Pct
	1 =	I bought it at a liquor/convenience/grocery store.....	139	0.25
	2 =	I bought it at a restaurant, bar or club.....	66	0.12
	3 =	I bought it at a concert, sports or other event.....	5	0.01
	85 =	BAD DATA Logically assigned.....	2	0.00
	91 =	NEVER USED ALCOHOL.....	14571	26.36
	93 =	DID NOT USE ALCOHOL IN THE PAST 30 DAYS.....	14164	25.63
	98 =	BLANK (NO ANSWER).....	278	0.50
	99 =	LEGITIMATE SKIP.....	26046	47.12

Did you buy this last alcoholic beverage from someone who was under age 21, or were they 21 or older?

CABUNDAG¹	Len: 2	BUY LAST ALCOHOLIC BEVERAGE FR SOMEONE <21 OR 21+	Freq	Pct
	1 =	Under age 21.....	13	0.02
	2 =	Age 21 or older.....	45	0.08
	91 =	NEVER USED ALCOHOL.....	14571	26.36
	93 =	DID NOT USE ALCOHOL IN THE PAST 30 DAYS.....	14164	25.63
	98 =	BLANK (NO ANSWER).....	280	0.51
	99 =	LEGITIMATE SKIP.....	26198	47.40

Who bought the alcoholic beverage for you?

CAGVWHO¹	Len: 2	WHO BOUGHT THE ALCOHOLIC BEVERAGE FOR YOU	Freq	Pct
	1 =	My parent or guardian.....	31	0.06
	2 =	Another family member who is 21 or older.....	76	0.14
	3 =	Someone not related to me who is 21 or older.....	480	0.87
	4 =	Someone under age 21.....	81	0.15
	91 =	NEVER USED ALCOHOL.....	14571	26.36
	93 =	DID NOT USE ALCOHOL IN THE PAST 30 DAYS.....	14164	25.63
	94 =	DON'T KNOW.....	4	0.01
	97 =	REFUSED.....	16	0.03
	98 =	BLANK (NO ANSWER).....	279	0.50
	99 =	LEGITIMATE SKIP.....	25569	46.26

CONSUMPTION OF ALCOHOL

How did you get the last alcoholic beverage that you drank?

CAFREWHO ¹	Len: 2	HOW DID U GET THE LAST ALCOHOLIC BEVERAGE U DRANK	Freq	Pct
		1 = My parent or guardian.....	291	0.53
		2 = Another family member who is 21 or older.....	402	0.73
		3 = Someone not related to me who is 21 or older.....	849	1.54
		4 = Someone under age 21.....	479	0.87
		5 = I took it from home.....	168	0.30
		6 = I took it from someone else's home.....	99	0.18
		7 = I got it some other way.....	268	0.48
		13 = Non-relative who is 21 or older LOGICALLY ASSIGNED.....	9	0.02
		14 = Someone under age 21 LOGICALLY ASSIGNED.....	1	0.00
		15 = I took it from home LOGICALLY ASSIGNED.....	7	0.01
		16 = I took it from someone else's home LOGICALLY ASSN.....	4	0.01
		89 = LEGITIMATE SKIP Logically assigned.....	1	0.00
		91 = NEVER USED ALCOHOL.....	14571	26.36
		93 = DID NOT USE ALCOHOL IN THE PAST 30 DAYS.....	14164	25.63
		94 = DON'T KNOW.....	39	0.07
		97 = REFUSED.....	84	0.15
		98 = BLANK (NO ANSWER).....	270	0.49
		99 = LEGITIMATE SKIP.....	23565	42.64

CAFRESP2 ¹	Len: 2	OTHER WAY YOU GOT THE LAST ALCOHOLIC BEVERAGE	Freq	Pct
		3 = Someone not related & 21 y-o or older gave to me.....	9	0.02
		4 = Someone under age 21 gave it to me.....	1	0.00
		5 = I took it from home.....	7	0.01
		6 = I took it from someone else's home.....	4	0.01
		7 = I got it some other way.....	14	0.03
		10 = I bought/ordered it with a fake ID/similar.....	3	0.01
		12 = I bought/ordered it; how unspecified.....	7	0.01
		13 = Got/bought it in a store/liquor store; how unspcfd.....	4	0.01
		14 = Got frm bartender/at bar/restaurant;age/how unspcfd.....	4	0.01
		16 = Got it at party/celebration; no other info.....	21	0.04
		19 = I took/got/stole it; location unspcfd or unclear.....	14	0.03
		22 = Given by/got fr friend/acquaint; age/how unspc.....	95	0.17
		23 = Given by/got fr oth non-relative; age/how unspcfd.....	6	0.01
		24 = Given by/got from person; age/relationship unspc.....	14	0.03
		26 = Friend/acquaint of friend bought it; age unspc.....	10	0.02
		28 = Bought by someone else; age/relationship unspc.....	5	0.01
		30 = Just there/already there; no other information.....	5	0.01
		31 = Just got it/had it; no other information.....	4	0.01
		33 = Found it; person's home unspecified.....	10	0.02
		70 = City/State/Country/vacation, location unspecified.....	2	0.00
		85 = BAD DATA Logically assigned.....	9	0.02
		91 = NEVER USED ALCOHOL.....	14571	26.36
		93 = DID NOT USE ALCOHOL IN THE PAST 30 DAYS.....	14164	25.63
		94 = DON'T KNOW.....	9	0.02
		97 = REFUSED.....	116	0.21
		98 = BLANK (NO ANSWER).....	309	0.56
		99 = LEGITIMATE SKIP.....	25854	46.78

Think again about this last time you drank any alcoholic beverages, when you had [CA01 FILL] [drink/drinks]. Did you also use [DRUGFILL] while you were drinking or within a couple of hours of drinking?

CADRKDRG ¹	Len: 2	ALSO USE [DRUGFILL] WHILE YOU WERE DRINKING	Freq	Pct
		1 = Yes.....	2589	4.68
		2 = No.....	2649	4.79
		81 = NEVER USED ALC OR NEVER USED OTHER DRUGS Log assn.....	1	0.00
		83 = DIDNT USE ALC OR DIDNT USE DRG PST 30 DYS Log assn.....	2	0.00
		85 = BAD DATA Logically assigned.....	2	0.00
		91 = NEVER USED ALCOHOL OR NEVER USED OTHER DRUGS.....	23093	41.78
		93 = DIDNT USE ALC OR DIDNT USE DRUGS IN THE PST 30 DYS.....	26271	47.53
		94 = DON'T KNOW.....	28	0.05
		97 = REFUSED.....	46	0.08
		98 = BLANK (NO ANSWER).....	590	1.07

CONSUMPTION OF ALCOHOL

What other drug or drugs did you use while you were drinking or within a couple of hours of drinking?

CADRKMRJ¹	Len: 2	MARIJUANA OR HASHISH	Freq	Pct
	1 =	Response entered	563	1.02
	5 =	Response entered LOG ASSN (from skip pattern)	1830	3.31
	6 =	Response not entered.....	50	0.09
	89 =	LEGITIMATE SKIP Logically assigned.....	1	0.00
	91 =	NEVER USED ALCOHOL OR NEVER USED OTHER DRUGS.....	23094	41.78
	93 =	DIDNT USE ALC OR DIDNT USE DRUGS IN THE PST 30 DYS	26273	47.53
	94 =	DON'T KNOW.....	1	0.00
	97 =	REFUSED	1	0.00
	98 =	BLANK (NO ANSWER).....	222	0.40
	99 =	LEGITIMATE SKIP	3236	5.85

CADRKOC¹	Len: 2	COCAINE OR 'CRACK'	Freq	Pct
	1 =	Response entered	67	0.12
	5 =	Response entered LOG ASSN (from skip pattern)	20	0.04
	6 =	Response not entered.....	123	0.22
	89 =	LEGITIMATE SKIP Logically assigned.....	3	0.01
	91 =	NEVER USED ALCOHOL OR NEVER USED OTHER DRUGS.....	23094	41.78
	93 =	DIDNT USE ALC OR DIDNT USE DRUGS IN THE PST 30 DYS	26273	47.53
	98 =	BLANK (NO ANSWER).....	55	0.10
	99 =	LEGITIMATE SKIP	5636	10.20

CADRKHER¹	Len: 2	HEROIN	Freq	Pct
	1 =	Response entered	19	0.03
	5 =	Response entered LOG ASSN (from skip pattern)	1	0.00
	6 =	Response not entered.....	31	0.06
	89 =	LEGITIMATE SKIP Logically assigned.....	3	0.01
	91 =	NEVER USED ALCOHOL OR NEVER USED OTHER DRUGS.....	23094	41.78
	93 =	DIDNT USE ALC OR DIDNT USE DRUGS IN THE PST 30 DYS	26273	47.53
	98 =	BLANK (NO ANSWER).....	15	0.03
	99 =	LEGITIMATE SKIP	5835	10.56

CADRKHAL¹	Len: 2	HALLUCINOGENS	Freq	Pct
	1 =	Response entered	34	0.06
	5 =	Response entered LOG ASSN (from skip pattern)	9	0.02
	6 =	Response not entered.....	145	0.26
	89 =	LEGITIMATE SKIP Logically assigned.....	3	0.01
	91 =	NEVER USED ALCOHOL OR NEVER USED OTHER DRUGS.....	23094	41.78
	93 =	DIDNT USE ALC OR DIDNT USE DRUGS IN THE PST 30 DYS	26273	47.53
	98 =	BLANK (NO ANSWER).....	107	0.19
	99 =	LEGITIMATE SKIP	5606	10.14

CADRKINH¹	Len: 2	INHALANTS	Freq	Pct
	1 =	Response entered	6	0.01
	5 =	Response entered LOG ASSN (from skip pattern)	2	0.00
	6 =	Response not entered.....	34	0.06
	89 =	LEGITIMATE SKIP Logically assigned.....	3	0.01
	91 =	NEVER USED ALCOHOL OR NEVER USED OTHER DRUGS.....	23094	41.78
	93 =	DIDNT USE ALC OR DIDNT USE DRUGS IN THE PST 30 DYS	26273	47.53
	98 =	BLANK (NO ANSWER).....	44	0.08
	99 =	LEGITIMATE SKIP	5815	10.52

CONSUMPTION OF ALCOHOL

CADRKANL¹	Len: 2	PRESCRIPTION PAIN RELIEVERS	Freq	Pct
	1 =	Response entered	89	0.16
	5 =	Response entered LOG ASSN (from skip pattern)	34	0.06
	6 =	Response not entered.....	211	0.38
	89 =	LEGITIMATE SKIP Logically assigned.....	3	0.01
	91 =	NEVER USED ALCOHOL OR NEVER USED OTHER DRUGS.....	23094	41.78
	93 =	DIDNT USE ALC OR DIDNT USE DRUGS IN THE PST 30 DYS	26273	47.53
	97 =	REFUSED	1	0.00
	98 =	BLANK (NO ANSWER).....	141	0.26
	99 =	LEGITIMATE SKIP	5425	9.82

CADRKTRN¹	Len: 2	PRESCRIPTION TRANQUILIZERS	Freq	Pct
	1 =	Response entered	29	0.05
	5 =	Response entered LOG ASSN (from skip pattern)	6	0.01
	6 =	Response not entered.....	146	0.26
	89 =	LEGITIMATE SKIP Logically assigned.....	2	0.00
	91 =	NEVER USED ALCOHOL OR NEVER USED OTHER DRUGS.....	23094	41.78
	93 =	DIDNT USE ALC OR DIDNT USE DRUGS IN THE PST 30 DYS	26273	47.53
	94 =	DON'T KNOW.....	1	0.00
	98 =	BLANK (NO ANSWER).....	58	0.10
	99 =	LEGITIMATE SKIP	5662	10.24

CADRKSTM¹	Len: 2	PRESCRIPTION STIMULANTS	Freq	Pct
	1 =	Response entered	15	0.03
	5 =	Response entered LOG ASSN (from skip pattern)	10	0.02
	6 =	Response not entered.....	131	0.24
	89 =	LEGITIMATE SKIP Logically assigned.....	3	0.01
	91 =	NEVER USED ALCOHOL OR NEVER USED OTHER DRUGS.....	23094	41.78
	93 =	DIDNT USE ALC OR DIDNT USE DRUGS IN THE PST 30 DYS	26273	47.53
	98 =	BLANK (NO ANSWER).....	59	0.11
	99 =	LEGITIMATE SKIP	5686	10.29

CADRKMTH¹	Len: 2	METHAMPHETAMINE	Freq	Pct
	1 =	Response entered	34	0.06
	5 =	Response entered LOG ASSN (from skip pattern)	6	0.01
	6 =	Response not entered.....	27	0.05
	91 =	NEVER USED ALCOHOL OR NEVER USED OTHER DRUGS.....	23094	41.78
	93 =	DIDNT USE ALC OR DIDNT USE DRUGS IN THE PST 30 DYS	26273	47.53
	94 =	DON'T KNOW.....	2	0.00
	97 =	REFUSED	1	0.00
	98 =	BLANK (NO ANSWER).....	28	0.05
	99 =	LEGITIMATE SKIP	5806	10.50

CADRKSED¹	Len: 2	PRESCRIPTION SEDATIVES	Freq	Pct
	1 =	Response entered	6	0.01
	5 =	Response entered LOG ASSN (from skip pattern)	2	0.00
	6 =	Response not entered.....	17	0.03
	89 =	LEGITIMATE SKIP Logically assigned.....	3	0.01
	91 =	NEVER USED ALCOHOL OR NEVER USED OTHER DRUGS.....	23094	41.78
	93 =	DIDNT USE ALC OR DIDNT USE DRUGS IN THE PST 30 DYS	26273	47.53
	98 =	BLANK (NO ANSWER).....	36	0.07
	99 =	LEGITIMATE SKIP	5840	10.57

CONSUMPTION OF ALCOHOL

NOTE: Variables pertaining to consumption of 5 or more drinks or 4 or more drinks in a single occasion have been edited with respect to ED4FLAG. ED4FLAG takes into account the editing of the variables NODR30A and DR5DAY in the core ALCOHOL module.

ED4FLAG¹	Len: 2	ANY REPORT OF 4 OR 5+ DRINKS FROM ALCOHOL MODULE	Freq	Pct
		0 = No report of 4 or 5+ drinks or not applicable.....	41619	75.30
		1 = Report of 4 drinks in NODR30A; no rpt 5+ drinks	582	1.05
		2 = Report of 5+ drinks in NODR30A or DR5DAY	12812	23.18
		12 = Report of 5+ drinks LOGICALLY ASSIGNED	69	0.12
		85 = BAD DATA Logically assigned	189	0.34

[Earlier the computer recorded that you have had at least one drink of an alcoholic beverage in your lifetime.] Have you ever had 5 or more drinks on the same occasion? By 'occasion,' we mean at the same time or within a couple of hours of each other.

CABNGEV¹	Len: 2	EVER HAD 5 OR MORE DRINKS ON THE SAME OCCASION	Freq	Pct
		1 = Yes	11758	21.27
		2 = No	15587	28.20
		3 = Yes LOGICALLY ASSIGNED	12	0.02
		4 = No LOGICALLY ASSIGNED	14	0.03
		5 = Yes LOGICALLY ASSIGNED (from skip pattern)	13146	23.78
		91 = NEVER USED ALCOHOL	14571	26.36
		94 = DON'T KNOW	58	0.10
		97 = REFUSED	104	0.19
		98 = BLANK (NO ANSWER)	21	0.04

[Earlier the computer recorded that you had 5 or more drinks on the same occasion in the past 30 days.] How old were you the first time you had 5 or more drinks on the same occasion?

CABNGAGE¹	Len: 3	AGE 1ST TIME HAD 5 OR MORE DRINKS SAME OCCASION	Freq	Pct
		RANGE = 1 - 82	23512	42.54
		985 = BAD DATA Logically assigned	456	0.83
		991 = NEVER USED ALCOHOL	14571	26.36
		994 = DON'T KNOW	799	1.45
		997 = REFUSED	141	0.26
		998 = BLANK (NO ANSWER)	191	0.35
		999 = LEGITIMATE SKIP	15601	28.23

NOTE: EIBNGAGE is an "editing indicator" for the variable CABNGAGE. The default value of EIBNGAGE is 1, when no editing has been done to CABNGAGE, other than to replace values with "bad data" codes or to assign relevant LEGITIMATE SKIP/NEVER USED ALCOHOL codes when the question did not apply. EIBNGAGE has values of 2 when values in CABNGAGE have logically been replaced with other values as part of the data editing procedures.

EIBNGAGE¹	Len: 1	EDITING INDICATOR FOR CABNGAGE	Freq	Pct
		1 = Questionnaire data (or bad data/legitimate skip)	55227	99.92
		2 = Logically assigned data	44	0.08

Did you first have 5 or more drinks on the same occasion in [CURRENT YEAR - 1] or [CURRENT YEAR]?

Did you first have 5 or more drinks on the same occasion in [CURRENT YEAR - 2] or [CURRENT YEAR - 1]?

In what month in [CURRENT YEAR] did you first have 5 or more drinks on the same occasion?

CABNGYFU¹	Len: 4	YEAR OF FIRST 5+ DRINKS ON SAME OCCASION - RECODE	Freq	Pct
		RANGE = 2012 - 2014	3157	5.71
		9985 = BAD DATA Logically assigned	70	0.13
		9989 = LEGITIMATE SKIP Logically assigned	73	0.13
		9991 = NEVER USED ALCOHOL	14571	26.36
		9994 = DON'T KNOW	806	1.46
		9997 = REFUSED	145	0.26
		9998 = BLANK (NO ANSWER)	651	1.18
		9999 = LEGITIMATE SKIP	35798	64.77

CONSUMPTION OF ALCOHOL

NOTE: EIBNGYFU is an "editing indicator" for the variable CABNGYFU. The default value of EIBNGYFU is 1, when no editing has been done to CABNGYFU, other than to replace values with "bad data" codes or to assign relevant LEGITIMATE SKIP/NEVER USED ALCOHOL codes when the question did not apply. EIBNGYFU has values of 2 when values in CABNGYFU have logically been replaced with other values as part of the data editing procedures.

EIBNGYFU¹	Len: 1	EDITING INDICATOR FOR CABNGYFU	Freq	Pct
		1 = Questionnaire data (or bad data/legitimate skip)	55246	99.95
		2 = Logically assigned data.....	25	0.05

In what month in [CURRENT YEAR] did you first have 5 or more drinks on the same occasion?

In what month in [YEAR FROM CA11a or CA11b] did you first have 5 or more drinks on the same occasion?

CABNGMFU¹	Len: 2	MONTH OF 5+ DRINKS ON SAME OCCASION - RECODE	Freq	Pct
		1 = January.....	391	0.71
		2 = February	177	0.32
		3 = March	203	0.37
		4 = April	208	0.38
		5 = May.....	203	0.37
		6 = June.....	315	0.57
		7 = July	371	0.67
		8 = August	216	0.39
		9 = September	192	0.35
		10 = October.....	232	0.42
		11 = November	153	0.28
		12 = December	312	0.56
		85 = BAD DATA Logically assigned	105	0.19
		89 = LEGITIMATE SKIP Logically assigned.....	73	0.13
		91 = NEVER USED ALCOHOL.....	14571	26.36
		94 = DON'T KNOW.....	940	1.70
		97 = REFUSED	152	0.28
		98 = BLANK (NO ANSWER).....	659	1.19
		99 = LEGITIMATE SKIP	35798	64.77

NOTE: EIBNGMFU is an "editing indicator" for the variable CABNGMFU. The default value of EIBNGMFU is 1, when no editing has been done to CABNGMFU, other than to replace values with "bad data" codes or to assign relevant LEGITIMATE SKIP/NEVER USED ALCOHOL codes when the question did not apply. EIBNGMFU has values of 2 when values in CABNGMFU have logically been replaced with other values as part of the data editing procedures.

EIBNGMFU¹	Len: 1	EDITING INDICATOR FOR CABNGMFU	Freq	Pct
		1 = Questionnaire data (or bad data/legitimate skip)	55254	99.97
		2 = Logically assigned data.....	17	0.03

Have you ever had 4 or more drinks on the same occasion?

CA4FDEV¹	Len: 2	EVER HAD 4 OR MORE DRINKS ON THE SAME OCCASION	Freq	Pct
		1 = Yes	1422	2.57
		2 = No.....	8246	14.92
		3 = Yes LOGICALLY ASSIGNED.....	4	0.01
		5 = Yes LOGICALLY ASSIGNED (from skip pattern)	11496	20.80
		91 = NEVER USED ALCOHOL.....	14571	26.36
		94 = DON'T KNOW.....	35	0.06
		97 = REFUSED	46	0.08
		98 = BLANK (NO ANSWER).....	26	0.05
		99 = LEGITIMATE SKIP	19425	35.15

CONSUMPTION OF ALCOHOL

NOTE: The distributions for CA4FDDYS, EI4FDDYS, CA4FDAGE, EI4FDAGE, CA4FDYFU, EI4FDYFU, CA4FDMFU, and EI4FDMFU for the 2006 survey are not comparable to the corresponding distributions in this survey year. A sizable number of female respondents in 2006 were incorrectly skipped out of the items corresponding to the variables CA4FDDYS and CA4FDAGE. In turn, the error for CA4FDAGE affected female respondents' eligibility to be asked the items corresponding to CA4FDYFU and CA4FDMFU. This error was corrected for the 2007 survey.

During the past 30 days, that is, since [DATEFILL], on how many days did you have 4 or more drinks on the same occasion?

CA4FDDYS¹	Len: 2	# DAYS HAD 4+ DRINKS SAME OCCASION PAST 30 DAYS	Freq	Pct
		RANGE = 0 - 30.....	8976	16.24
		85 = BAD DATA Logically assigned.....	138	0.25
		91 = NEVER USED ALCOHOL.....	14571	26.36
		93 = DID NOT USE ALCOHOL IN THE PAST 30 DAYS.....	14164	25.63
		94 = DON'T KNOW.....	195	0.35
		97 = REFUSED.....	53	0.10
		98 = BLANK (NO ANSWER).....	95	0.17
		99 = LEGITIMATE SKIP.....	17079	30.90

NOTE: EI4FDDYS is an "editing indicator" for the variable CA4FDDYS. The default value of EI4FDDYS is 1, when no editing has been done to CA4FDDYS, other than to replace values with "bad data" codes or to assign relevant LEGITIMATE SKIP/NEVER USED ALCOHOL codes when the question did not apply. EI4FDDYS has values of 2 when values in CA4FDDYS have logically been replaced with other values as part of the data editing procedures.

EI4FDDYS¹	Len: 1	EDITING INDICATOR FOR CA4FDDYS	Freq	Pct
		1 = Questionnaire data (or bad data/legitimate skip).....	53735	97.22
		2 = Logically assigned data.....	1536	2.78

How old were you the first time you had 4 or more drinks on the same occasion?

CA4FDAGE¹	Len: 3	AGE 1ST TIME HAD 4 OR MORE DRINKS SAME OCCASION	Freq	Pct
		RANGE = 5 - 75.....	12044	21.79
		985 = BAD DATA Logically assigned.....	192	0.35
		991 = NEVER USED ALCOHOL.....	14571	26.36
		994 = DON'T KNOW.....	578	1.05
		997 = REFUSED.....	84	0.15
		998 = BLANK (NO ANSWER).....	131	0.24
		999 = LEGITIMATE SKIP.....	27671	50.06

NOTE: EI4FDAGE is an "editing indicator" for the variable CA4FDAGE. The default value of EI4FDAGE is 1, when no editing has been done to CA4FDAGE, other than to replace values with "bad data" codes or to assign relevant LEGITIMATE SKIP/NEVER USED ALCOHOL codes when the question did not apply. EI4FDAGE has values of 2 when values in CA4FDAGE have logically been replaced with other values as part of the data editing procedures.

EI4FDAGE¹	Len: 1	EDITING INDICATOR FOR CA4FDAGE	Freq	Pct
		1 = Questionnaire data (or bad data/legitimate skip).....	54813	99.17
		2 = Logically assigned data.....	458	0.83

Did you first have 4 or more drinks on the same occasion in [CURRENT YEAR - 1] or [CURRENT YEAR]?

Did you first have 4 or more drinks on the same occasion in [CURRENT YEAR - 2] or [CURRENT YEAR - 1]?

In what month in [CURRENT YEAR] did you first have 4 or more drinks on the same occasion?

CA4FDYFU¹	Len: 4	YEAR OF FIRST 4+ DRINKS ON SAME OCCASION - RECODE	Freq	Pct
		RANGE = 2012 - 2014.....	1568	2.84
		9985 = BAD DATA Logically assigned.....	53	0.10
		9989 = LEGITIMATE SKIP Logically assigned.....	96	0.17
		9991 = NEVER USED ALCOHOL.....	14571	26.36
		9994 = DON'T KNOW.....	582	1.05
		9997 = REFUSED.....	86	0.16
		9998 = BLANK (NO ANSWER).....	327	0.59
		9999 = LEGITIMATE SKIP.....	37988	68.73

CONSUMPTION OF ALCOHOL

NOTE: EI4FDYFU is an "editing indicator" for the variable CA4FDYFU. The default value of EI4FDYFU is 1, when no editing has been done to CA4FDYFU, other than to replace values with "bad data" codes or to assign relevant LEGITIMATE SKIP/NEVER USED ALCOHOL codes when the question did not apply. EI4FDYFU has values of 2 when values in CA4FDYFU have logically been replaced with other values as part of the data editing procedures.

EI4FDYFU¹	Len: 1	EDITING INDICATOR FOR CA4FDYFU	Freq	Pct
	1	= Questionnaire data (or legitimately skipped)	55227	99.92
	2	= Logically assigned data.....	44	0.08

In what month in [CURRENT YEAR] did you first have 4 or more drinks on the same occasion?

In what month in [YEAR FROM CA14a or CA14b] did you first have 4 or more drinks on the same occasion?

CA4FDMFU¹	Len: 2	MONTH OF 4+ DRINKS ON SAME OCCASION - RECODE	Freq	Pct
	1	= January.....	163	0.29
	2	= February.....	95	0.17
	3	= March.....	103	0.19
	4	= April.....	102	0.18
	5	= May.....	91	0.16
	6	= June.....	173	0.31
	7	= July.....	193	0.35
	8	= August.....	126	0.23
	9	= September.....	95	0.17
	10	= October.....	105	0.19
	11	= November.....	74	0.13
	12	= December.....	158	0.29
	85	= BAD DATA Logically assigned.....	77	0.14
	89	= LEGITIMATE SKIP Logically assigned.....	96	0.17
	91	= NEVER USED ALCOHOL.....	14571	26.36
	94	= DON'T KNOW.....	634	1.15
	97	= REFUSED.....	88	0.16
	98	= BLANK (NO ANSWER).....	339	0.61
	99	= LEGITIMATE SKIP.....	37988	68.73

NOTE: EI4FDMFU is an "editing indicator" for the variable CA4FDMFU. The default value of EI4FDMFU is 1, when no editing has been done to CA4FDMFU, other than to replace values with "bad data" codes or to assign relevant LEGITIMATE SKIP/NEVER USED ALCOHOL codes when the question did not apply. EI4FDMFU has values of 2 when values in CA4FDMFU have logically been replaced with other values as part of the data editing procedures.

EI4FDMFU¹	Len: 1	EDITING INDICATOR FOR CABNGMFU	Freq	Pct
	1	= Questionnaire data (or bad data/legitimate skip)	55193	99.86
	2	= Logically assigned data.....	78	0.14

RECODED CONSUMPTION OF ALCOHOL

RECODED CONSUMPTION OF ALCOHOL

NOTE: The variables in this section are recoded variables that were created from one or more of the edited variables from the preceding section.

NOTE: Certain source variables that were used to create recoded variables have valid values that might not have been reported or assigned for the current survey year. However, these values have been included in the general specifications in the codebook on how the recoded variables were created. See additional details about this issue in the Organization of the Data File section of this codebook introduction.

The following variable defines the social context of a respondent's last alcohol use, including whether they drank alone or if they were with one or more persons.

UADPEOP	Len: 1	SOCIAL CONTEXT OF MOST RECENT ALCOHOL USE	Freq	Pct
	.	= Unknown (Otherwise)	275	0.50
	1	= Drank Alone (CADRPEOP=1)	239	0.43
	2	= Drank with One Other Person (CADRPEOP=2)	622	1.13
	3	= Drank with Two or More Other People (CADRPEOP=3)	2800	5.07
	4	= No Past Mon Alc/Aged 21+ (CADRPEOP=89,91,93,99)	51335	92.88

NOTE: The following eight variables define the locations where respondents had their most recent alcohol use.

UADCAR	Len: 1	MOST RECENT ALCOHOL USE IN A CAR	Freq	Pct
	.	= Unknown/No PM Use/Aged 21+ (Otherwise)	51653	93.45
	1	= Yes (CADRCAR=1,3)	135	0.24
	2	= No (CADRCAR=6)	3483	6.30

UADHOME	Len: 1	MOST RECENT ALCOHOL USE AT HOME	Freq	Pct
	.	= Unknown/No PM Use/Aged 21+ (Otherwise)	51653	93.45
	1	= Yes (CADRHOME=1,3)	1188	2.15
	2	= No (CADRHOME=6)	2430	4.40

UADOTHM	Len: 1	MOST RECENT ALCOHOL USE AT SOMEONE ELSE'S HOME	Freq	Pct
	.	= Unknown/No PM Use/Aged 21+ (Otherwise)	51653	93.45
	1	= Yes (CADROTHM=1,3)	1947	3.52
	2	= No (CADROTHM=6)	1671	3.02

UADPUBL	Len: 1	MOST RECENT ALCOHOL USE AT A PARK, BEACH, OR LOT	Freq	Pct
	.	= Unknown/No PM Use/Aged 21+ (Otherwise)	51653	93.45
	1	= Yes (CADRPUBL=1,3)	142	0.26
	2	= No (CADRPUBL=6)	3476	6.29

UADBAR	Len: 1	MOST RECENT ALCOHOL USE AT RESTAURANT, BAR OR CLUB	Freq	Pct
	.	= Unknown/No PM Use/Aged 21+ (Otherwise)	51653	93.45
	1	= Yes (CADRBAR=1,3)	233	0.42
	2	= No (CADRBAR=6)	3385	6.12

UADEVNT	Len: 1	MOST RECENT ALCOHOL USE AT CONCERT OR SPORTS GAME	Freq	Pct
	.	= Unknown/No PM Use/Aged 21+ (Otherwise)	51653	93.45
	1	= Yes (CADREVNT=1,3)	69	0.12
	2	= No (CADREVNT=6)	3549	6.42

UADSCHL	Len: 1	MOST RECENT ALCOHOL USE AT SCHOOL	Freq	Pct
	.	= Unknown/No PM Use/Aged 21+ (Otherwise)	51653	93.45
	1	= Yes (CADRSCHL=1,3)	80	0.14
	2	= No (CADRSCHL=6)	3538	6.40

RECODED CONSUMPTION OF ALCOHOL

The following variable, UADROTH, was assigned a negative response if a respondent indicated not receiving their most recent alcohol from some other place (CADROTH=6) or indicated receiving their most recent alcohol from one of the other specific locations asked about (CADROTH=1 & CADROTS2=1-7). A missing was assigned if a respondent indicated that they received their most recent alcohol from some other place (CADROTH=1) and their response to the other-specify follow-up question was invalid or unknown (CADROTS2=70, 85, 94, 97, 98) or if they were not alcohol users, or did not indicate any location for their most recent alcohol use (CADROTH=91, 93, 94, 97, 98, 99).

UADROTH	Len: 1	MOST RECENT ALCOHOL USE AT SOME OTHER PLACE	Freq	Pct
	.	= Unknown/No PM Use/Aged 21+ (See comment above).....	51709	93.56
	1	= Yes (CADROTH=1 and CADROTS2=8-41)	245	0.44
	2	= No (See comment above)	3317	6.00

UADOTSP	Len: 1	OTHER LOCATIONS OF MOST RECENT ALCOHOL USE	Freq	Pct
	.	= Unknown (CADROTS2=70,85,94,97,98).....	374	0.68
	1	= Party, Wedding, or Celebration (CADROTS2=35).....	87	0.16
	2	= Outside; Location Not Specified (CADROTS2=24).....	41	0.07
	3	= Hotel, Motel, or Resort (CADROTS2=15).....	27	0.05
	4	= Camping, Hunting, or Fishing (CADROTS2=22)	17	0.03
	5	= Cabin, Cottage, Vacation Home, Etc. (CADROTS2=14)	2	0.00
	6	= Dorm room (CADROTS2=29)	8	0.01
	7	= Other Location, Nonuser, or Aged 21+ (Otherwise).....	54715	98.99

UADPAID	Len: 1	UNDERAGE DRINKER PAID FOR MOST RECENT ALCOHOL	Freq	Pct
	.	= Unknown (Otherwise)	270	0.49
	1	= Yes (CABUYFRE=1).....	966	1.75
	2	= No (CABUYFRE=2)	2700	4.89
	3	= No Past Mon Alc/Aged 21+ (CABUYFRE=89,91,93,99)	51335	92.88

A respondent was assigned a value of UADMONY=3 if they did not use alcohol in the past month, were aged 21 or older, or were past month alcohol users who were under 21 but did not pay for their most recent alcohol (CAGVMONY=89, 91, 93, 99).

UADMONY	Len: 1	UNDERAGE DRINKER PURCHASED MOST RECENT ALCOHOL	Freq	Pct
	.	= Unknown (Otherwise)	279	0.50
	1	= Bought Myself (CAGVMONY=1)	269	0.49
	2	= Gave Money to Someone Else to Buy (CAGVMONY=2)	688	1.24
	3	= No Pst Mon Alc/Aged 21+/No Pay (See comment above).....	54035	97.76

A respondent was assigned a value of UADBWHO=3 if they did not use alcohol in the past month, were aged 21 or older, were past month alcohol users who were under 21 but did not pay for their most recent alcohol, or were past month alcohol users who were under 21 and paid for their most recent alcohol but did not buy it themselves (CABUYWHO=89, 91, 93, 99).

UADBWHO	Len: 1	HOW UNDERAGE DRINKER PURCHASED MOST RECNT ALCOHOL	Freq	Pct
	.	= Unknown (Otherwise)	280	0.51
	1	= Bought at a Store/Restaurant/Etc. (CABUYWHO=1).....	210	0.38
	2	= Bought From Another Person (CABUYWHO=2).....	58	0.10
	3	= No PM Alc/Aged 21+/No Pay, Buy (See comment above).....	54723	99.01

A respondent was assigned a value of UADPLACE=4 if they did not use alcohol in the past month, were aged 21 or older, were past month alcohol users who were under 21 but bought from another person, were past month alcohol users who were under 21 but did not pay for their most recent alcohol, or were past month alcohol users who were under 21 and paid for their most recent alcohol but did not buy it themselves (CABPLACE=89, 91, 93, 99).

UADPLACE	Len: 1	WHERE UNDERAGE DRINKER PURCHSD MOST RECNT ALCOHOL	Freq	Pct
	.	= Unknown (Otherwise)	280	0.51
	1	= Bought at Liquor/Grocery Store (CABPLACE=1).....	139	0.25
	2	= Bought at a Restaurant/Bar/Club (CABPLACE=2)	66	0.12
	3	= Bought at a Concert/Sports/Event (CABPLACE=3).....	5	0.01
	4	= No PM Alc/21+/Prsn/No Pay, Buy (See comment above)	54781	99.11

RECODED CONSUMPTION OF ALCOHOL

A respondent was assigned a value of UADBUND=3 if they did not use alcohol in the past month, were aged 21 or older, were past month alcohol users who were under 21 and bought it at a store, restaurant, bar, club, or event, were past month alcohol users who were under 21 but did not pay for their most recent alcohol, or were past month alcohol users who were under 21 and paid for their most recent alcohol but did not buy it themselves (CABUNDAG=89, 91, 93, 99).

UADBUND	Len: 1	AGE PERSON WHO PURCHASED ALC FOR UNDERAGE DRINKER	Freq	Pct
.	=	Unknown (Otherwise)	280	0.51
1	=	Under Age 21 (CABUNDAG=1)	13	0.02
2	=	Aged 21 or Older (CABUNDAG=2)	45	0.08
3	=	No PM Alc/21+/Pice/No Pay, Buy (See comment above).....	54933	99.39

A respondent was assigned a value of UADCAG=5 if they did not use alcohol in the past month, were aged 21 or older, were past month alcohol users who were under 21 but did not pay for their most recent alcohol, or were past month alcohol users who were under 21 but bought it themselves (CAGVWHO=89, 91, 93, 99).

UADCAG	Len: 1	WHO PURCHASED UNDERAGE DRINKER MOST RECENT ALCOHOL	Freq	Pct
.	=	Unknown (Otherwise)	299	0.54
1	=	Parent or Guardian (CAGVWHO=1)	31	0.06
2	=	Another Family Member Aged 21 or Older (CAGVWHO=2)	76	0.14
3	=	Someone Not Related Aged 21 or Older (CAGVWHO=3)	480	0.87
4	=	Someone Under the Age of 21 (CAGVWHO=4)	81	0.15
5	=	No PM Alc/21+/No Pay/Buy Self (See comment above).....	54304	98.25

The following variable, UADFWHO, was assigned missing if a respondent indicated that some other person gave them the last alcohol they drank (CAFREWHO=7) and their response to the other-specify follow-up question was unknown (CAFRESP2=70, 85, 94, 97, 98) or if they did not indicate who gave them the last alcohol they drank (CAFREWHO=85, 94, 97, 98). A respondent was assigned a value of UADFWHO=8 if they did not use alcohol in the past month, were aged 21 or older, or were past month alcohol users who were under 21 but paid for it themselves (CAFREWHO=89,91,93,99).

UADFWHO	Len: 1	WHO GAVE UNDERAGE DRINKER MOST RECENT ALCOHOL	Freq	Pct
.	=	Unknown (See comment above)	445	0.81
1	=	Parent or Guardian (CAFREWHO=1,11).....	291	0.53
2	=	Another Family Member, 21 or Older (CAFREWHO=2,12).....	402	0.73
3	=	Someone Not Related, 21 or Older (CAFREWHO=3,13)	858	1.55
4	=	Someone Under the Age of 21 (CAFREWHO=4,14)	480	0.87
5	=	Took From My Home (CAFREWHO=5,15).....	175	0.32
6	=	Took From Someone Else's Home (CAFREWHO=6,16).....	103	0.19
7	=	Some Other Way (CAFREWHO=7 & CAFRESP2=7-43).....	216	0.39
8	=	No PM Alc/Aged 21+/Pay (See comment above)	52301	94.63

The following variable, UADFRD, was assigned a negative response if a respondent indicated receiving their most recent alcohol not from a friend (CAFREWHO=1-6, 11-16) or from some other person besides a friend (CAFREWHO=7 & CAFRESP2=7, 8-21, 23-42). A missing was assigned if a respondent indicated that some other person gave them the last alcohol they drank (CAFREWHO=7) and their response to the other-specify follow-up question was unknown (CAFRESP2=70, 85, 94, 97, 98) or if they did not indicate who gave them the last alcohol they drank (CAFREWHO=85, 94, 97, 98). A respondent was assigned a value of UADFRD=3 if they did not use alcohol in the past month, were aged 21 or older, or were past month alcohol users who were under 21 but paid for it themselves (CAFREWHO=89,91,93,99).

UADFRD	Len: 1	MOST RECENT ALCOHOL FROM FRIEND, UNSPEC AGE/METHOD	Freq	Pct
.	=	Unknown (See comment above)	445	0.81
1	=	Got From a Friend (CAFREWHO=7 & CAFRESP2=22,43)	95	0.17
2	=	Not From a Friend (See comment above)	2430	4.40
3	=	No PM Alc/Aged 21+/Pay (See comment above)	52301	94.63

NOTE: The following 12 variables define specific drugs used at the same time or within a couple hours of the respondent's last alcohol use.

DRKMRJ	Len: 1	USED MARIJUANA WITH LAST ALCOHOL USE	Freq	Pct
.	=	Unknown (Otherwise)	224	0.41
0	=	No (CADRKMRJ=6,81,83,89,91,93,99).....	52654	95.27
1	=	Yes (CADRKMRJ=1,5)	2393	4.33

RECODED CONSUMPTION OF ALCOHOL

DRKCOC	Len: 1	USED COCAINE WITH LAST ALCOHOL USE	Freq	Pct
		. = Unknown (Otherwise)	55	0.10
		0 = No (CADRKOC=6,81,83,89,91,93,99)	55129	99.74
		1 = Yes (CADRKOC=1,5)	87	0.16

DRKHER	Len: 1	USED HEROIN WITH LAST ALCOHOL USE	Freq	Pct
		. = Unknown (Otherwise)	15	0.03
		0 = No (CADRKHER=6,81,83,89,91,93,99)	55236	99.94
		1 = Yes (CADRKHER=1,5)	20	0.04

DRKHAL	Len: 1	USED HALLUCINOGENS WITH LAST ALCOHOL USE	Freq	Pct
		. = Unknown (Otherwise)	107	0.19
		0 = No (CADRKHAL=6,81,83,89,91,93,99)	55121	99.73
		1 = Yes (CADRKHAL=1,5)	43	0.08

DRKINH	Len: 1	USED INHALANTS WITH LAST ALCOHOL USE	Freq	Pct
		. = Unknown (Otherwise)	44	0.08
		0 = No (CADRKINH=6,81,83,89,91,93,99)	55219	99.91
		1 = Yes (CADRKINH=1,5)	8	0.01

DRKANL	Len: 1	USED PAIN RELIEVERS WITH LAST ALCOHOL USE	Freq	Pct
		. = Unknown (Otherwise)	142	0.26
		0 = No (CADRKANL=6,81,83,89,91,93,99)	55006	99.52
		1 = Yes (CADRKANL=1,5)	123	0.22

DRKTRN	Len: 1	USED TRANQUILIZERS WITH LAST ALCOHOL USE	Freq	Pct
		. = Unknown (Otherwise)	59	0.11
		0 = No (CADRKTRN=6,81,83,89,91,93,99)	55177	99.83
		1 = Yes (CADRKTRN=1,5)	35	0.06

DRKSTM	Len: 1	USED STIMULANTS WITH LAST ALCOHOL USE	Freq	Pct
		. = Unknown (Otherwise)	59	0.11
		0 = No (CADRKSTM=6,81,83,89,91,93,99)	55187	99.85
		1 = Yes (CADRKSTM=1,5)	25	0.05

The following variable, DRKMTH, was created to capture the respondent's use of methamphetamine with his or her most recent use of alcohol. A positive response was assigned if the respondent reported methamphetamine use with his or her most recent alcohol use (CADRMTH=1, 5) and if he or she reported methamphetamine use in the core Stimulants module or he or she reported its use in the noncore Special Drugs module and they did not report methamphetamine use in the core Stimulants module because he or she did not consider it to be a prescription drug. A negative response was assigned if the respondent reported no methamphetamine use with his or her most recent alcohol use or reported never having used alcohol or methamphetamine or not having used in the past 30 days (CADRMTH=6,81,83,89,91,93,99). A negative response could also be assigned if a respondent reported methamphetamine use with his or her most recent alcohol use (CADRMTH=1,5) but he or she did not report ever having used methamphetamine in the core Stimulants module or in the noncore Specialty Drug module because they did not consider it to be a prescription drug.

DRKMTH	Len: 1	USED METHAMPHETAMINE WITH LAST ALCOHOL USE	Freq	Pct
		. = Unknown (Otherwise)	31	0.06
		0 = No (See comment above)	55201	99.87
		1 = Yes (See comment above)	39	0.07

DRKSED	Len: 1	USED SEDATIVES WITH LAST ALCOHOL USE	Freq	Pct
		. = Unknown (Otherwise)	36	0.07
		0 = No (CADRKSED=6,81,83,89,91,93,99)	55227	99.92
		1 = Yes (CADRKSED=1,5)	8	0.01

RECODED CONSUMPTION OF ALCOHOL

The following variable, DRKSUM, was created to capture the use of any illicit drug with the respondent's most recent use of alcohol. It was created by examination of the following variables: DRKMRJ, DRKCOC, DRKHER, DRKHAL, DRKINH, DRKANL, DRKTRN, DRKSTM, DRKMTH, and DRKSED. A positive response was assigned if a respondent answered 'Yes' to any of the individual drug variables. A negative response was assigned if a respondent answered 'No' to all drug variables or the respondent was not a past month user of any illicit drugs (SUMMON=0). If neither of these was true, then DRKSUM was set to missing.

DRKSUM	Len: 1	USED ILLICIT DRUGS WITH LAST ALCOHOL USE	Freq	Pct
		. = Unknown (See comment above)	185	0.33
		0 = No (See comment above)	52508	95.00
		1 = Yes (See comment above).....	2578	4.66

The following variable, DRKIEM, was created to capture the use of any illicit drug other than marijuana with the respondent's most recent use of alcohol. It was created by examination of the following recoded variables: DRKCOC, DRKHER, DRKHAL, DRKINH, DRKANL, DRKTRN, DRKSTM, DRKMTH, and DRKSED. A positive response was assigned if a respondent answered 'Yes' to any of these individual drugs. A negative response was assigned if a respondent answered 'No' to all of these drugs or they were not a past month user of any illicit drug other than marijuana (IEMMON=0). If neither of these was true, then DRKIEM was set to missing.

DRKIEM	Len: 1	USED ILLICIT DRUGS OTHR THAN MRJ WITH LAST ALC USE	Freq	Pct
		. = Unknown (See comment above)	73	0.13
		0 = No (See comment above)	54876	99.29
		1 = Yes (See comment above).....	322	0.58

HOUSEHOLD COMPOSITION (ROSTER)

HOUSEHOLD COMPOSITION (ROSTER)

NOTE: Starting from 2003, the following variable, EDFAM18, replaced the variable IRFAM18 (the imputation-revised indicator for having family members in the household aged 18 or older). Prior to 2003, the edited proxy variables were created using IRFAM18. However in 2003, the procedures for creating the edited proxy variables changed due to changes in the proxy questions in the questionnaire. The new procedures required an edited form of this indicator.

EDFAM18	Len: 2	EDITED INDICATOR: FAMILY IN HH 18 OR OLDER	Freq	Pct
		0 = R has other family members >=18	46095	83.40
		1 = R does not have other family members >=18	9099	16.46
		98 = UNKNOWN.....	77	0.14
IMOTHER	Len: 1	MOTHER IN HH	Freq	Pct
		1 = R is 12-17, mother in hh.....	12449	22.52
		2 = R is 12-17, no mother in hh.....	1143	2.07
		3 = R is 12-17, don't know whether mother is in hh	8	0.01
		4 = R is 18 or older	41671	75.39
IFATHER	Len: 1	FATHER IN HH	Freq	Pct
		1 = R is 12-17, father in hh.....	9817	17.76
		2 = R is 12-17, no father in hh.....	3772	6.82
		3 = R is 12-17, don't know whether father is in hh	11	0.02
		4 = R is 18 or older	41671	75.39
NRCH17_2	Len: 1	RECODED # R's CHILDREN < 18 IN HOUSEHOLD	Freq	Pct
		RANGE = 0 - 2.....	52160	94.37
		. = Missing	85	0.15
		3 = 3 or more	3026	5.47
IRHHSIZ2	Len: 1	RECODE - IMPUTATION-REVISED # PERSONS IN HH	Freq	Pct
		1 = One person in household.....	4442	8.04
		2 = Two people in household	12607	22.81
		3 = Three people in household.....	12272	22.20
		4 = Four people in household.....	13271	24.01
		5 = Five people in household	7392	13.37
		6 = 6 or more people in household.....	5287	9.57
IIHHSIZ2	Len: 1	IRHHSIZ2-IMPUTATION INDICATOR	Freq	Pct
		1 = Questionnaire data.....	55219	99.91
		3 = Statistically imputed data	52	0.09
IRKI17_2	Len: 1	RECODE - IMPUTATION-REVISED # KIDS AGED<18 IN HH	Freq	Pct
		1 = No children under 18.....	23147	41.88
		2 = One child under 18.....	12393	22.42
		3 = Two children under 18	11514	20.83
		4 = Three or more children under 18.....	8217	14.87
IIKI17_2	Len: 1	IRKI17_2-IMPUTATION INDICATOR	Freq	Pct
		1 = Questionnaire data.....	55074	99.64
		3 = Statistically imputed data	197	0.36
IRHH65_2	Len: 1	REC - IMPUTATION-REVISED # OF PER IN HH AGED>=65	Freq	Pct
		1 = No people 65 or older in household.....	48501	87.75
		2 = One person 65 or older in household	4412	7.98
		3 = Two or more people 65 or older in household	2358	4.27

HOUSEHOLD COMPOSITION (ROSTER)

IHH65_2	Len: 1	IRHH65_2-IMPUTATION INDICATOR		
		1 = Questionnaire data.....	54940	99.40
		2 = Logically assigned data.....	44	0.08
		3 = Statistically imputed data	287	0.52
IRFAMSZ2	Len: 1	IMP-REVISED - NO OF R'S FAMILY MEMBERS IN HHLD	Freq	Pct
		1 = One R's family member in household.....	7361	13.32
		2 = Two R's family members in household.....	12192	22.06
		3 = Three R's family members in household	11575	20.94
		4 = Four R's family members in household	12569	22.74
		5 = Five R's family members in household.....	6877	12.44
		6 = Six or more R's family members in household.....	4697	8.50
IIFAMSZ2	Len: 1	IRFAMSZ2 - IMPUTATION INDICATOR	Freq	Pct
		1 = Questionnaire data.....	55185	99.84
		2 = Logically Assigned data	10	0.02
		3 = Statistically Imputed data	76	0.14
IRKIDFA2	Len: 1	IMP-REV - NO OF R'S FAMILY MBRS IN HH AGED 0-17	Freq	Pct
		1 = No R'S family mbrs in HH aged 0-17.....	23545	42.60
		2 = One R'S family mbrs in HH aged 0-17	12350	22.34
		3 = Two R'S family mbrs in HH aged 0-17	11368	20.57
		4 = Three or more R'S family mbrs in HH aged 0-17.....	8008	14.49
IIKIDFA2	Len: 1	IRKIDFA2 - IMPUTATION INDICATOR	Freq	Pct
		1 = Questionnaire data.....	55126	99.74
		3 = Statistically Imputed data	145	0.26

INCOME AND INSURANCE

INCOME AND INSURANCE

PRXYDATA	Len: 2	IS PROXY ANSWERING INSURANCE/INCOME QS	Freq	Pct
		1 = Yes	15924	28.81
		2 = No.....	45	0.08
		89 = LEGITIMATE SKIP Logically assigned.....	3	0.01
		94 = DON'T KNOW.....	38	0.07
		97 = REFUSED	12	0.02
		98 = BLANK (NO ANSWER).....	69	0.12
		99 = LEGITIMATE SKIP (Respondent answering)	39180	70.89
IRFAMSOC	Len: 1	IMP. REVISED - FAM RECEIVE SS OR RR PAYMENTS	Freq	Pct
		1 = Yes	9415	17.03
		2 = No.....	45856	82.97
IIFAMSOC	Len: 1	IRFAMSOC - IMPUTATION INDICATOR	Freq	Pct
		1 = Questionnaire data.....	54761	99.08
		3 = Statistically imputed data	510	0.92
IRFAMSSI	Len: 1	IMP. REVISED - FAM RECEIVE SSI	Freq	Pct
		1 = Yes	4177	7.56
		2 = No.....	51094	92.44
IIFAMSSI	Len: 1	IRFAMSSI - IMPUTATION INDICATOR	Freq	Pct
		1 = Questionnaire data.....	54594	98.78
		3 = Statistically imputed data	677	1.22
IRFAMWAG	Len: 1	IMP. REVISED - FAM REC INCOME FROM JOB	Freq	Pct
		1 = Yes	48589	87.91
		2 = No.....	6682	12.09
IIFAMWAG	Len: 1	IRFAMWAG - IMPUTATION INDICATOR	Freq	Pct
		1 = Questionnaire data.....	55069	99.63
		3 = Statistically imputed data	202	0.37
IRFSTAMP	Len: 1	IMP. REVISED - RESP/OTH FAM MEM REC FOOD STAMPS	Freq	Pct
		1 = Yes	10937	19.79
		2 = No.....	44334	80.21
IIFSTAMP	Len: 1	IRFSTAMP - IMPUTATION INDICATOR	Freq	Pct
		1 = Questionnaire data.....	55016	99.54
		3 = Statistically imputed data	255	0.46
IRFAMPMT	Len: 1	IMP. REVISED - FAM RECEIVE PUBLIC ASSIST	Freq	Pct
		1 = Yes	1521	2.75
		2 = No.....	53750	97.25
IIFAMPMT	Len: 1	IRFAMPMT - IMPUTATION INDICATOR	Freq	Pct
		1 = Questionnaire data.....	54916	99.36
		3 = Statistically imputed data	355	0.64

INCOME AND INSURANCE

IRFAMSVC	L	1	IMP. REVISED - FAM REC WELFARE/JOB PL/CHILDCARE		Freq	Pct
			1 = Yes		2167	3.92
			2 = No.....		53104	96.08
IIFAMSVC	L	1	IRFAMSVC - IMPUTATION INDICATOR		Freq	Pct
			1 = Questionnaire data.....		55007	99.52
			3 = Statistically imputed data		264	0.48
IRWELMOS	L	2	IMP. REVISED - NO.OF MONTHS ON WELFARE		Freq	Pct
			RANGE = 1 - 12.....		3129	5.66
			99 = LEGITIMATE SKIP		52142	94.34
IIFWELMOS	L	1	IRWELMOS - IMPUTATION INDICATOR		Freq	Pct
			1 = Questionnaire data.....		2989	5.41
			3 = Statistically imputed data		511	0.92
			9 = LEGITIMATE SKIP		51771	93.67
IRPINC3	L	1	RECODE - IMP.REVISED-RESP'S TOT INC		Freq	Pct
			1 = Less than \$10,000 (Including Loss).....		26163	47.34
			2 = \$10,000 - \$19,999.....		8425	15.24
			3 = \$20,000 - \$29,999.....		5239	9.48
			4 = \$30,000 - \$39,999.....		4182	7.57
			5 = \$40,000 - \$49,999.....		3067	5.55
			6 = \$50,000 - \$74,999.....		4074	7.37
			7 = \$75,000 or more		4121	7.46
IIPINC3	L	1	IRPINC3 - IMPUTATION INDICATOR		Freq	Pct
			1 = Questionnaire data.....		53437	96.68
			3 = Statistically imputed data		1834	3.32
IRFAMIN3	L	1	RECODE - IMP.REVISED - TOT FAM INCOME		Freq	Pct
			1 = Less than \$10,000 (Including Loss).....		4864	8.80
			2 = \$10,000 - \$19,999.....		6782	12.27
			3 = \$20,000 - \$29,999.....		6093	11.02
			4 = \$30,000 - \$39,999.....		5697	10.31
			5 = \$40,000 - \$49,999.....		5350	9.68
			6 = \$50,000 - \$74,999.....		8989	16.26
			7 = \$75,000 or more		17496	31.65
IIFAMIN3	L	1	IRFAMIN3 - IMPUTATION INDICATOR		Freq	Pct
			1 = Questionnaire data.....		47863	86.60
			2 = Logically assigned data.....		1993	3.61
			3 = Statistically imputed data		5415	9.80

INCOME AND INSURANCE

The next questions are about [SAMPLE MEMBER POSS] health insurance coverage and the kinds and amounts of income that [SAMPLE MEMBER] and other people in your family receive.

NOTE: Beginning in 2003, respondents under the age of 65 who reported that they were covered by Medicare were asked to confirm their answer.

Medicare is a health insurance program for persons 65 and older and for certain disabled persons. Is [SAMPLE MEMBER A] covered by Medicare?

MEDICARE	Len: 2	COVERED BY MEDICARE	Freq	Pct
		1 = Yes	4599	8.32
		2 = No.....	50461	91.30
		94 = DON'T KNOW.....	151	0.27
		97 = REFUSED	35	0.06
		98 = BLANK (NO ANSWER).....	25	0.05

NOTE: The variable CAIDCHIP was created from responses to the first question shown below for respondents who were aged 20 or older. For respondents who were aged 12 to 19, CAIDCHIP was created from responses to the two questions shown below. This variable replaces the variable MEDICAID that was present in prior years. Beginning in 2003, respondents aged 65 or older who reported that they were covered by Medicaid were asked to confirm their answer.

Medicaid is a public assistance program that pays for medical care for low income and disabled persons. The Medicaid program in [STATE FILL] is also called [MEDIFILL].

Is [SAMPLE MEMBER A] covered by Medicaid?

Is [SAMPLE MEMBER A] currently covered by [CHIPFILL]?

CAIDCHIP	Len: 2	COVERED BY MEDICAID/CHIP	Freq	Pct
		1 = Yes	10900	19.72
		2 = No.....	43899	79.43
		85 = BAD DATA Logically assigned	29	0.05
		94 = DON'T KNOW.....	377	0.68
		97 = REFUSED	41	0.07
		98 = BLANK (NO ANSWER).....	25	0.05

Is [SAMPLE MEMBER A] currently covered by TRICARE, or CHAMPUS, CHAMPVA, the VA, or military health care?

(These programs cover active duty and retired career military personnel and their dependents and survivors and also disabled veterans and their dependents and survivors.)

CHAMPUS	Len: 2	COV BY TRICARE, CHAMPUS, CHAMPVA, VA, MILITARY	Freq	Pct
		1 = Yes	2148	3.89
		2 = No.....	52910	95.73
		94 = DON'T KNOW.....	155	0.28
		97 = REFUSED	33	0.06
		98 = BLANK (NO ANSWER).....	25	0.05

Private health insurance can be obtained through work, such as through an employer, union, or professional association or by paying premiums directly to a health insurance company.

Is [SAMPLE MEMBER A] currently covered by private health insurance?

PRVHLTIN	Len: 2	COVERED BY PRIVATE INSURANCE	Freq	Pct
		1 = Yes	34318	62.09
		2 = No.....	20574	37.22
		94 = DON'T KNOW.....	301	0.54
		97 = REFUSED	53	0.10
		98 = BLANK (NO ANSWER).....	25	0.05

INCOME AND INSURANCE

Was [SAMPLE MEMBER POSS] private health insurance obtained through work, such as through an employer, union, or professional association?

GRPHLTIN	Len: 2	PRIVATE PLAN OFFERED THROUGH EMPLOYER OR UNION	Freq	Pct
		1 = Yes	30211	54.66
		2 = No.....	4002	7.24
		94 = DON'T KNOW.....	102	0.18
		97 = REFUSED	56	0.10
		98 = BLANK (NO ANSWER).....	326	0.59
		99 = LEGITIMATE SKIP (PRVHLTIN = 2).....	20574	37.22

Does [SAMPLE MEMBER POSS] private health insurance include coverage for treatment for any of the following conditions?

Alcohol abuse or alcoholism?

HLTINALC	Len: 2	ALCOHOL ABUSE OR ALCOHOLISM	Freq	Pct
		1 = Yes	15419	27.90
		2 = No.....	3442	6.23
		94 = DON'T KNOW.....	15434	27.92
		97 = REFUSED	76	0.14
		98 = BLANK (NO ANSWER).....	326	0.59
		99 = LEGITIMATE SKIP (PRVHLTIN = 2).....	20574	37.22

Drug abuse?

HLTINDRG	Len: 2	DRUG ABUSE	Freq	Pct
		1 = Yes	15361	27.79
		2 = No.....	3575	6.47
		94 = DON'T KNOW.....	15359	27.79
		97 = REFUSED	76	0.14
		98 = BLANK (NO ANSWER).....	326	0.59
		99 = LEGITIMATE SKIP (PRVHLTIN = 2).....	20574	37.22

Mental or emotional problems?

HLTIMMNT	Len: 2	MENTAL OR EMOTIONAL DIFFICULTIES	Freq	Pct
		1 = Yes	22779	41.21
		2 = No.....	2477	4.48
		94 = DON'T KNOW.....	9043	16.36
		97 = REFUSED	72	0.13
		98 = BLANK (NO ANSWER).....	326	0.59
		99 = LEGITIMATE SKIP (PRVHLTIN = 2).....	20574	37.22

Is [SAMPLE MEMBER A] currently covered by any kind of health insurance, that is, any policy or program that provides or pays for medical care?

HLTINNOS	Len: 2	COVERED BY HEALTH INSUR (NOT OTHERWISE SPECIFIED)	Freq	Pct
		1 = Yes	1371	2.48
		2 = No.....	6610	11.96
		94 = DON'T KNOW.....	26	0.05
		97 = REFUSED	5	0.01
		98 = BLANK (NO ANSWER).....	25	0.05
		99 = LEGITIMATE SKIP	47234	85.46

INCOME AND INSURANCE

During the past 12 months, was there any time when [SAMPLE MEMBER] did not have any kind of health insurance or coverage?

HLCNOTYR	Len: 2	ANYTIME DID NOT HAVE HEALTH INS/COVER PAST 12 MOS	Freq	Pct
		1 = Yes	4362	7.89
		2 = No.....	43741	79.14
		85 = BAD DATA Logically assigned	4	0.01
		94 = DON'T KNOW.....	96	0.17
		97 = REFUSED	63	0.11
		98 = BLANK (NO ANSWER).....	396	0.72
		99 = LEGITIMATE SKIP	6609	11.96

During the past 12 months, about how many months were [FILL WEREWAS] without any kind of health insurance or coverage?

HLCNOTMO	Len: 2	PAST 12 MOS, HOW MANY MOS W/O COVERAGE	Freq	Pct
		RANGE = 1 - 12.....	4327	7.83
		94 = DON'T KNOW.....	35	0.06
		97 = REFUSED	63	0.11
		98 = BLANK (NO ANSWER).....	496	0.90
		99 = LEGITIMATE SKIP	50350	91.10

About how long has it been since (SAMPLE MEMBER) last had any kind of health coverage?

HLCLAST	Len: 2	TIME SINCE LAST HAD HEALTH CARE COVERAGE	Freq	Pct
		1 = Within the past 6 months.....	1037	1.88
		2 = More than 6 months ago, but within the past year	736	1.33
		3 = More than 1 year ago, but within the past 3 years	1459	2.64
		4 = More than 3 years ago	2151	3.89
		5 = Never had coverage.....	1174	2.12
		85 = BAD DATA Logically assigned	1	0.00
		94 = DON'T KNOW.....	50	0.09
		97 = REFUSED	60	0.11
		98 = BLANK (NO ANSWER).....	399	0.72
		99 = LEGITIMATE SKIP	48204	87.21

Which of the reasons on this card is the main reason why [SAMPLE MEMBER] stopped being covered by health insurance?

HLLOSRSN	Len: 2	MAIN REASON STOPPED COVERED BY HEALTH INSURANCE	Freq	Pct
		1 = Pers in family w/health ins lost job/chng employer.....	1099	1.99
		2 = Lost Medicaid/Med Assist b/c new job/incr income.....	430	0.78
		3 = Lost Medicaid/Med Assist some other reason	497	0.90
		4 = Cost is too high/can't afford premiums	1377	2.49
		5 = Became ineligible because of age or leaving school	649	1.17
		6 = Employer does not offer coverage, or not eligible.....	394	0.71
		7 = Got divorced or separated from person w/insurance	112	0.20
		8 = Death of spouse or parent.....	21	0.04
		9 = Insurance company refused coverage	53	0.10
		10 = Don't need it.....	230	0.42
		11 = Received Medicaid/med insur only while pregnant.....	215	0.39
		12 = Some other reason	319	0.58
		85 = BAD DATA Logically assigned	4	0.01
		94 = DON'T KNOW.....	29	0.05
		97 = REFUSED	65	0.12
		98 = BLANK (NO ANSWER).....	399	0.72
		99 = LEGITIMATE SKIP	49378	89.34

Which of the reasons on this card describe why [SAMPLE MEMBER] never had health insurance coverage?

HLNVCOST	Len: 2	COST TOO HIGH	Freq	Pct
		1 = Response entered	647	1.17
		6 = Response not entered.....	519	0.94
		94 = DON'T KNOW.....	7	0.01
		97 = REFUSED	59	0.11
		98 = BLANK (NO ANSWER).....	410	0.74
		99 = LEGITIMATE SKIP	53629	97.03

INCOME AND INSURANCE

HLNVOFFR	Len: 2	EMPLOYER DOESN'T OFFER	Freq	Pct
		1 = Response entered	196	0.35
		6 = Response not entered.....	970	1.75
		94 = DON'T KNOW.....	7	0.01
		97 = REFUSED	59	0.11
		98 = BLANK (NO ANSWER).....	410	0.74
		99 = LEGITIMATE SKIP	53629	97.03

HLNVREF	Len: 2	INSURANCE COMPANY REFUSED COVERAGE	Freq	Pct
		1 = Response entered	23	0.04
		6 = Response not entered.....	1143	2.07
		94 = DON'T KNOW.....	7	0.01
		97 = REFUSED	59	0.11
		98 = BLANK (NO ANSWER).....	410	0.74
		99 = LEGITIMATE SKIP	53629	97.03

HLNVNEED	Len: 2	DON'T NEED IT	Freq	Pct
		1 = Response entered	211	0.38
		6 = Response not entered.....	955	1.73
		94 = DON'T KNOW.....	7	0.01
		97 = REFUSED	59	0.11
		98 = BLANK (NO ANSWER).....	410	0.74
		99 = LEGITIMATE SKIP	53629	97.03

HLNVSOR	Len: 2	NEVER HAD HLTH INS SOME OTHER REASON	Freq	Pct
		1 = Response entered	129	0.23
		6 = Response not entered.....	1037	1.88
		94 = DON'T KNOW.....	7	0.01
		97 = REFUSED	59	0.11
		98 = BLANK (NO ANSWER).....	410	0.74
		99 = LEGITIMATE SKIP	53629	97.03

Starting in 2002, missing values in the variables describing the type of health insurance were imputed. In particular, missing values in the edited variables PRVHLTIN (private health insurance), MEDICARE, CAIDCHIP (Medicaid/children's state-assisted health insurance), CHAMPUS, and a modified version of HLTINNOS (other health insurance) were imputed. The overall health insurance variable was then created by combining the information from the detailed imputation- revised variables in the variable IRINSUR4. This differs from the method used in 1999-2001 where the edited health insurance variables were combined before imputation to create a recoded overall health insurance variable (INSUR3), the missing values of which were imputed in the variable IRINSUR3. As in previous years, missing values in PRVHLTIN were imputed. However, the name has changed (IRPINSUR in 1999-2001, IRPRVHLT in 2002) to reflect the fact that the imputation of missing values in PRVHLTIN was univariate from 1999-2001, and multivariate (with the other detailed variables) in 2002.

IRMCDCHIP	Len: 1	IMPUTATION REVISED CAIDCHIP	Freq	Pct
		1 = Yes, respondent does have Medicaid/CHIP	11041	19.98
		2 = No, respondent does not have Medicaid/CHIP	44230	80.02

IIMCDCHIP	Len: 1	IMPUTATION INDICATOR FOR IRMCDCHIP	Freq	Pct
		1 = Questionnaire data.....	54799	99.15
		3 = Statistically imputed data	472	0.85

IRMEDICR	Len: 1	IMPUTATION-REVISED MEDICARE	Freq	Pct
		1 = Yes, respondent does have Medicare	4625	8.37
		2 = No, respondent does not have Medicare.....	50646	91.63

IIMEDICR	Len: 1	IMPUTATION INDICATOR FOR IRMEDICR	Freq	Pct
		1 = Questionnaire data.....	55060	99.62
		3 = Statistically imputed data	211	0.38

INCOME AND INSURANCE

IRCHMPUS	Len: 1	IMPUTATION-REVISED CHAMPUS	Freq	Pct
		1 = Yes, R has Tricare, Champus, VA, Military health.....	2162	3.91
		2 = No,R doesn't have Tricare,Chmps,VA,Military health	53109	96.09

IICHMPUS	Len: 1	IMPUTATION INDICATOR FOR IRCHMPUS	Freq	Pct
		1 = Questionnaire data.....	55058	99.61
		3 = Statistically imputed data	213	0.39

IRPRVHLT	Len: 1	IMPUTATION-REVISED PRIVATE HEALTH INSURANCE	Freq	Pct
		1 = Yes, R does have private health insurance	34512	62.44
		2 = No, R does not have private health insurance	20759	37.56

IIPRVHLT	Len: 1	IMPUTATION INDICATOR FOR IRPRVHLT	Freq	Pct
		1 = Questionnaire data.....	54892	99.31
		3 = Statistically imputed data	379	0.69

A respondent is eligible for the other health insurance question if they satisfied the following conditions.

- (1) Not Covered by Private Insurance (IRPRVHLT=2)
- (2) Not Covered by Medicare (IRMEDICR=2)
- (3) Not Covered by Medicaid/CHIPCOV (IRMCDCHP=2)
- (4) Not Covered by Champus, ChampVA, VA, or Military (IRCHMPUS=2)

Otherwise, they are not eligible and IROTHHLT=99.

IROTHHLT	Len: 2	IMPUTATION-REVISED OTHER HEALTH INSURANCE	Freq	Pct
		1 = Yes, R is covered by other health insurance	1413	2.56
		2 = No, R is not covered by other health insurance	6735	12.19
		99 = Legitimate Skip	47123	85.26

IIOTHHLT	Len: 1	IMPUTATION INDICATOR FOR IROTHHLT	Freq	Pct
		1 = Questionnaire data.....	7980	14.44
		3 = Statistically imputed data	458	0.83
		9 = LEGITIMATE SKIP	46833	84.73

RECODED INCOME AND INSURANCE

RECODED INCOME AND INSURANCE

NOTE: The variables in this section are recoded variables that were created from one or more of the edited or imputed variables from the two preceding sections.

The following variable, GOVTPROG, was created by examination of these government assistance program variables: Supplemental Security Income (IRFAMSSI), food stamps (IRFSTAMP), cash assistance (IRFAMPMT), and non-cash assistance (IRFAMSVC).

GOVTPROG	Len: 1	PARTICIPATED IN ONE OR MORE GOVT ASSIST PROGRAMS	Freq	Pct
		1 = YES (ANY SOURCE VARIABLE=1)	13256	23.98
		2 = NO (ALL SOURCE VARIABLES=2).....	42015	76.02

INCOME	Len: 1	TOTAL FAMILY INCOME RECODE	Freq	Pct
		1 = Less than \$20,000	11646	21.07
		2 = \$20,000 - \$49,999.....	17140	31.01
		3 = \$50,000 - \$74,999.....	8989	16.26
		4 = \$75,000 or More	17496	31.65

The following variable, POVERTY2, indicates a person's family income relative to poverty thresholds. The U.S. Census Bureau assigns a poverty threshold for each combination of family size and number of children in the household. To be at 100% of the poverty threshold is equivalent to having a family income that is the same as the poverty threshold. A poverty level less than 100% indicates having a family income less than the poverty threshold and therefore defined by the Federal government as living in poverty. A poverty level greater than 100% indicates having a family income greater than the poverty threshold.

POVERTY2 was created for each individual based on their poverty threshold (determined by their age, family size, the number of children in the household, and total family income). Since NSDUH only collects categorical values of family income, for each level of income, the midpoint of each range was assigned as the effective family income. However, for the unbounded highest level of income, an effective family income of \$120,000 was assigned. Effective family income was divided by the poverty threshold and multiplied by 100 to show family income as a percentage of the federal poverty threshold. Respondents aged 18 to 22 currently living in a college dormitory (GQTYPE2='C') were set to SAS missing and do not have a valid value for this variable.

POVERTY2	Len: 1	POVERTY LEVEL (% OF US CENSUS POVERTY THRESHOLD)	Freq	Pct
		. = Persons Aged 18 to 22 Living in a College Dorm	520	0.94
		1 = Living in Poverty (See comment above).....	11108	20.10
		2 = Income Up to 2X Fed Pov Thresh (See comment above).....	11486	20.78
		3 = Income > 2X Fed Pov Thresh (See comment above).....	32157	58.18

NOTE: The variable HLCALLFG is a created "flag" variable that indicates when a respondent (or proxy) reported that the respondent was covered by all of the following: Medicare, Medicaid, the Children's Health Insurance Program (if aged 12 to 19), military health care, and private health insurance. The variable HLCALL99 also is a created "flag" variable that indicates when respondents were reported to be covered by Medicare, Medicaid, military health care, and private health insurance. This HLCALL99 variable is comparable to HLCALLFG in 1999, when these four types of health insurance were the only types of current coverage that were asked about in the interview.

HLCALLFG	Len: 2	FLAG IF EVERY FORM OF HEALTH INS REPORTED	Freq	Pct
		1 = Answered yes to all current health insurance Qs.....	7	0.01
		98 = BLANK (NO ANSWER).....	55264	99.99

HLCALL99	Len: 2	YES TO MEDICARE/MEDICAID/CHAMPUS/PRVHLTIN	Freq	Pct
		1 = Yes (see comment above)	8	0.01
		98 = BLANK (NO ANSWER).....	55263	99.99

NOTE: The following variable, ANYHLT12, was created from the source variables MEDICARE, CAIDCHIP, CHAMPUS, PRVHLTIN, and HLTINNOS.

ANYHLT12	Len: 2	COVERED BY ANY HEALTH INSURANCE - RECODE	Freq	Pct
		1 = Yes	48204	87.21
		2 = No.....	6609	11.96
		94 = DON'T KNOW.....	370	0.67
		97 = REFUSED	58	0.10
		98 = OTHER MISSING	30	0.05

RECODED INCOME AND INSURANCE

For IRINSUR4, a respondent is classified as having any health insurance (IRINSUR4=1) if they satisfied ANY of the following conditions.

- (1) Covered by private insurance (IRPRVHLT=1)
- (2) Covered by Medicare (IRMEDICR=1)
- (3) Covered by Medicaid/CHIPCOV (IRMCDCHP=1)
- (4) Covered by Champus, ChampVA, VA, or Military (IRCHMPUS=1)
- (5) Covered by other health insurance (IROTHHLT=1)

A respondent is classified as NOT having any health insurance (IRINSUR4=2) if they meet EVERY one of the following conditions.

- (1) Not Covered by private insurance (IRPRVHLT=2)
- (2) Not Covered by Medicare (IRMEDICR=2)
- (3) Not Covered by Medicaid/CHIPCOV (IRMCDCHP=2)
- (4) Not Covered by Champus, ChampVA, VA, or Military (IRCHMPUS=2)
- (5) Not Covered by other health insurance (IROTHHLT=2)

IRINSUR4	Len: 1	IMPUTATION-REVISED OVERALL HEALTH INSURANCE	Freq	Pct
		1 = Yes, respondent is covered by health insurance	48536	87.81
		2 = No, respondent is not covered by health insurance	6735	12.19

IIINSUR4	Len: 1	IRINSUR4 IMPUTATION INDICATOR	Freq	Pct
		1 = Questionnaire data.....	54813	99.17
		3 = Statistically imputed data	458	0.83

OTHINS	Len: 1	OTHER HEALTH INSURANCE	Freq	Pct
		1 = Yes (IRMEDICR=1 or IRCHMPUS=1 or IROTHHLT=1)	7717	13.96
		2 = No (Otherwise).....	47554	86.04

INTERVIEW INFORMATION

INTERVIEW INFORMATION

LANGVER	Len: 2	LANGUAGE VERSION	Freq	Pct
		1 = English.....	53203	96.26
		2 = Spanish	2067	3.74
		98 = BLANK (NO ANSWER).....	1	0.00

QUARTER	Len: 1	QUARTER INDICATOR	Freq	Pct
		1 = Quarter 1	12858	23.26
		2 = Quarter 2	15138	27.39
		3 = Quarter 3	13787	24.94
		4 = Quarter 4	13488	24.40

GQTYPE2	Len: 1	TYPE OF GROUP QUARTER	Freq	Pct
		= Not a Group Quarter	54589	98.77
		C = College Dorm	553	1.00
		O = Other.....	129	0.23

CORE DEMOGRAPHICS

CORE DEMOGRAPHICS

NOTE: After a respondent has entered his/her birthdate in the first part of the questionnaire, he/she has multiple opportunities to change his/her age in response to consistency checks throughout the questionnaire. It is therefore possible for the age recorded by the respondent at the beginning of the questionnaire to be different than the age at the end of the questionnaire. The final age variable is determined using these two constituent age variables, in addition to the age calculated from the raw birthdate and the final edited interview date, the age entered in the questionnaire roster (if it exists), and the pre-interview screener age.

AGE2	Len: 2	RECODE - FINAL EDITED AGE	Freq	Pct
		1 = Respondent is 12 years old.....	2096	3.79
		2 = Respondent is 13 years old.....	2257	4.08
		3 = Respondent is 14 years old.....	2330	4.22
		4 = Respondent is 15 years old.....	2344	4.24
		5 = Respondent is 16 years old.....	2356	4.26
		6 = Respondent is 17 years old.....	2217	4.01
		7 = Respondent is 18 years old.....	1664	3.01
		8 = Respondent is 19 years old.....	1543	2.79
		9 = Respondent is 20 years old.....	1639	2.97
		10 = Respondent is 21 years old.....	1611	2.91
		11 = Respondent is 22 or 23 years old.....	3256	5.89
		12 = Respondent is 24 or 25 years old.....	3356	6.07
		13 = Respondent is between 26 and 29 years old.....	3789	6.86
		14 = Respondent is between 30 and 34 years old.....	4601	8.32
		15 = Respondent is between 35 and 49 years old.....	11235	20.33
		16 = Respondent is between 50 and 64 years old.....	5361	9.70
		17 = Respondent is 65 years old or older.....	3616	6.54

How many times have you been married?

NOMARR2	Len: 2	NUMBER OF TIMES MARRIED	Freq	Pct
		1 = One time.....	18555	33.57
		2 = Two or more times.....	5305	9.60
		94 = DON'T KNOW.....	2	0.00
		97 = REFUSED.....	17	0.03
		99 = LEGITIMATE SKIP.....	31392	56.80

Have you ever been in the United States' armed forces?

SERVICE	Len: 2	EVER BEEN IN THE US ARMED FORCES	Freq	Pct
		1 = Yes.....	2739	4.96
		2 = No.....	41121	74.40
		85 = BAD DATA Logically assigned.....	28	0.05
		99 = LEGITIMATE SKIP.....	11383	20.59

Are you currently on active duty in the United States' armed forces, in a reserves component, or now separated or retired from either reserves or active duty?

MILSTAT	Len: 2	CURRENT MILITARY STATUS	Freq	Pct
		2 = In a reserves component.....	151	0.27
		3 = Now separated/retired from reserves/active duty.....	2587	4.68
		85 = BAD DATA Logically assigned.....	28	0.05
		94 = DON'T KNOW.....	1	0.00
		99 = LEGITIMATE SKIP.....	52504	94.99

CORE DEMOGRAPHICS

Have you ever served on active duty in the United States Armed Forces or Reserve components?

Active duty does not include training for the Reserves or National Guard, but does include activation, for example, for a national emergency or military conflict.

ACTDEVER	Len: 2	EVER ON ACTIVE DUTY IN US MILITARY/RESERV	Freq	Pct
		1 = Yes	2140	3.87
		2 = No.....	598	1.08
		85 = BAD DATA Logically assigned	28	0.05
		94 = DON'T KNOW.....	1	0.00
		99 = LEGITIMATE SKIP	52504	94.99

When did you serve on active duty in the United States Armed Forces or Reserve components? Just give me the number or numbers from the card.

ACTD2001	Len: 2	SEPTEMBER 2001 OR LATER	Freq	Pct
		1 = Yes	584	1.06
		2 = No (not entered).....	1548	2.80
		85 = BAD DATA Logically assigned	30	0.05
		94 = DON'T KNOW.....	2	0.00
		98 = BLANK (NO ANSWER).....	5	0.01
		99 = LEGITIMATE SKIP	53102	96.08

ACTD9001	Len: 2	AUG 1990 TO AUG 2001 (INCLUDING PERSIAN GULF WAR)	Freq	Pct
		1 = Yes	521	0.94
		2 = No (not entered).....	1613	2.92
		85 = BAD DATA Logically assigned	28	0.05
		94 = DON'T KNOW.....	2	0.00
		98 = BLANK (NO ANSWER).....	5	0.01
		99 = LEGITIMATE SKIP	53102	96.08

ACTD7590	Len: 2	MAY 1975 TO JULY 1990	Freq	Pct
		1 = Yes	484	0.88
		2 = No (not entered).....	1650	2.99
		85 = BAD DATA Logically assigned	28	0.05
		94 = DON'T KNOW.....	2	0.00
		98 = BLANK (NO ANSWER).....	5	0.01
		99 = LEGITIMATE SKIP	53102	96.08

ACTDVIET	Len: 2	VIETNAM ERA (MARCH 1961 TO APRIL 1975)	Freq	Pct
		1 = Yes	647	1.17
		2 = No (not entered).....	1487	2.69
		85 = BAD DATA Logically assigned	29	0.05
		94 = DON'T KNOW.....	2	0.00
		98 = BLANK (NO ANSWER).....	4	0.01
		99 = LEGITIMATE SKIP	53102	96.08

ACTDPRIV	Len: 2	ANY TIME BEFORE VIETNAM ERA (MARCH 1961)	Freq	Pct
		1 = Yes	332	0.60
		2 = No (not entered).....	1802	3.26
		85 = BAD DATA Logically assigned	31	0.06
		94 = DON'T KNOW.....	2	0.00
		98 = BLANK (NO ANSWER).....	2	0.00
		99 = LEGITIMATE SKIP	53102	96.08

CORE DEMOGRAPHICS

Did you ever serve on active duty in the United States Armed Forces or Reserve components in a military combat zone or an area where you drew imminent danger pay or hostile fire pay?

COMBATPY	Len: 2	EVER IN COMBAT ZONE ON ACTIVE DUTY	Freq	Pct
		1 = YES	956	1.73
		2 = NO	1177	2.13
		85 = BAD DATA Logically assigned	28	0.05
		94 = DON'T KNOW	6	0.01
		97 = REFUSED	1	0.00
		98 = BLANK (NO ANSWER)	1	0.00
		99 = LEGITIMATE SKIP	53102	96.08

This question is about your overall health. Would you say your health in general is excellent, very good, good, fair, or poor?

HEALTH	Len: 2	OVERALL HEALTH	Freq	Pct
		1 = Excellent	14313	25.90
		2 = Very good	21629	39.13
		3 = Good	14002	25.33
		4 = Fair	4426	8.01
		5 = Poor	881	1.59
		94 = DON'T KNOW	15	0.03
		97 = REFUSED	5	0.01

IMPUTED DEMOGRAPHICS

IMPUTED DEMOGRAPHICS

Beginning with the 2002 survey, missing values for the gender question (QD01) were no longer permitted. Thus, no imputation was required. This variable has the prefix 'IR', which stands for 'Imputation Revised', only for the sake of consistency with data sets from earlier surveys.

IRSEX	Len: 1	IMPUTATION REVISED GENDER	Freq	Pct
		1 = Male.....	26322	47.62
		2 = Female	28949	52.38

IRMARIT	Len: 2	IMPUTATION REVISED MARITAL STATUS	Freq	Pct
		1 = Married	17785	32.18
		2 = Widowed.....	1289	2.33
		3 = Divorced or Separated	4801	8.69
		4 = Never Been Married.....	24713	44.71
		99 = LEGITIMATE SKIP Respondent is <= 14 years old.....	6683	12.09

IIMARIT	Len: 1	IMPUTATION INDICATOR MARITAL STATUS	Freq	Pct
		1 = Marital status from questionnaire	48578	87.89
		3 = Marital status statistically imputed.....	10	0.02
		9 = LEGITIMATE SKIP Respondent is <= 14 years old.....	6683	12.09

IREduc2	Len: 2	RECODE - IMPUTATION REVISED EDUCATION	Freq	Pct
		1 = Fifth grade or less	1223	2.21
		2 = Sixth grade	2386	4.32
		3 = Seventh grade	2423	4.38
		4 = Eighth grade	2885	5.22
		5 = Ninth grade	3184	5.76
		6 = Tenth grade	3377	6.11
		7 = Eleventh grade.....	3622	6.55
		8 = Twelfth grade.....	12657	22.90
		9 = Freshman/13th year.....	4292	7.77
		10 = Sophomore/14th year or Junior/15th year	7679	13.89
		11 = Senior/16th year or Grad/Prof School (or higher)	11543	20.88

IIEduc2	Len: 1	IMPUTATION REVISED EDUCATION INDICATOR	Freq	Pct
		1 = Education from questionnaire.....	55263	99.99
		3 = Education statistically imputed	8	0.01

RECODED DEMOGRAPHICS

RECODED DEMOGRAPHICS

CATAGE	Len: 1	AGE CATEGORY	Freq	Pct
		1 = 12-17 Years Old.....	13600	24.61
		2 = 18-25 Years Old.....	13069	23.65
		3 = 26-34 Years Old.....	8390	15.18
		4 = 35 or Older.....	20212	36.57
CATAG2	Len: 1	AGE CATEGORY RECODE (3 LEVELS)	Freq	Pct
		1 = 12-17 Years Old.....	13600	24.61
		2 = 18-25 Years Old.....	13069	23.65
		3 = 26 or Older.....	28602	51.75
CATAG3	Len: 1	AGE CATEGORY RECODE (5 LEVELS)	Freq	Pct
		1 = 12-17 Years Old.....	13600	24.61
		2 = 18-25 Years Old.....	13069	23.65
		3 = 26-34 Years Old.....	8390	15.18
		4 = 35-49 Years Old.....	11235	20.33
		5 = 50 or Older.....	8977	16.24
CATAG6	Len: 1	AGE CATEGORY RECODE (6 LEVELS)	Freq	Pct
		1 = 12-17 Years Old.....	13600	24.61
		2 = 18-25 Years Old.....	13069	23.65
		3 = 26-34 Years Old.....	8390	15.18
		4 = 35-49 Years Old.....	11235	20.33
		5 = 50-64 Years Old.....	5361	9.70
		6 = 65 or Older.....	3616	6.54
CATAG7	Len: 1	AGE CATEGORY RECODE (7 LEVELS)	Freq	Pct
		1 = 12-13 Years Old.....	4353	7.88
		2 = 14-15 Years Old.....	4674	8.46
		3 = 16-17 Years Old.....	4573	8.27
		4 = 18-20 Years Old.....	4846	8.77
		5 = 21-25 Years Old.....	8223	14.88
		6 = 26-34 Years Old.....	8390	15.18
		7 = 35 or Older.....	20212	36.57
PREGAGE2	Len: 1	PREGNANCY AGE CATEGORY RECODE	Freq	Pct
		1 = 15-17 Years Old.....	6917	12.51
		2 = 18-25 Years Old.....	13069	23.65
		3 = 26-44 Years Old.....	15888	28.75
		4 = Otherwise (12-14, 45 or Older).....	19397	35.09
SEXAGE	Len: 1	COMBINED GENDER BY AGE CATEGORY INDICATOR	Freq	Pct
		1 = Males Aged 12-17 (IRSEX=1 and CATAGE=1).....	6910	12.50
		2 = Females Aged 12-17 (IRSEX=2 and CATAGE=1)	6690	12.10
		3 = Males Aged 18-25 (IRSEX=1 and CATAGE=2).....	6266	11.34
		4 = Females Aged 18-25 (IRSEX=2 and CATAGE=2)	6803	12.31
		5 = Otherwise	28602	51.75
NEWRACE2	Len: 1	RACE/HISPANICITY RECODE (7 LEVELS)	Freq	Pct
		1 = NonHispanic White.....	33534	60.67
		2 = NonHispanic Black/African American	6693	12.11
		3 = NonHispanic Native American/Alaskan Native	907	1.64
		4 = NonHispanic Native Hawaiian/Other Pacific Islander	299	0.54
		5 = NonHispanic Asian.....	2355	4.26
		6 = NonHispanic more than one race	1959	3.54
		7 = Hispanic.....	9524	17.23

RECODED DEMOGRAPHICS

SEXRACE	Len: 1	COMBINED GENDER BY RACE INDICATOR	Freq	Pct
		1 = Male, White, Not Hisp (IRSEX=1 and NEWRACE2=1).....	16076	29.09
		2 = Female, White, Not Hisp (IRSEX=2 and NEWRACE2=1).....	17458	31.59
		3 = Male, Black, Not Hisp (IRSEX=1 and NEWRACE2=2).....	3076	5.57
		4 = Female, Black, Not Hisp (IRSEX=2 and NEWRACE2=2).....	3617	6.54
		5 = Male, Hispanic (IRSEX=1 and NEWRACE2=7).....	4453	8.06
		6 = Female, Hispanic (IRSEX=2 and NEWRACE2=7).....	5071	9.17
		7 = Male or Female, Other Races (Otherwise).....	5520	9.99

EDUCCAT2	Len: 1	EDUCATION RECODE	Freq	Pct
		1 = Less than high school (IREduc2<=7 and AGE2>=7).....	5627	10.18
		2 = High school graduate (IREduc2=8 and AGE2>=7).....	12537	22.68
		3 = Some college (IREduc2=9-10 and AGE2>=7).....	11965	21.65
		4 = College graduate (IREduc2=11 and AGE2>=7).....	11542	20.88
		5 = 12 to 17 year olds (AGE2<=6).....	13600	24.61

HEALTH2	Len: 1	OVERALL HEALTH RECODE	Freq	Pct
		. = Unknown (Otherwise).....	20	0.04
		1 = Excellent (HEALTH=1).....	14313	25.90
		2 = Very Good (HEALTH=2).....	21629	39.13
		3 = Good (HEALTH=3).....	14002	25.33
		4 = Fair/Poor (HEALTH=4,5).....	5307	9.60

NON-CORE DEMOGRAPHICS

NON-CORE DEMOGRAPHICS

For the remaining questions, I will read the question out loud, you can tell me your answer, and I will enter it into the computer.

How many times in the past 12 months have you moved?

MOVEPYR2	Len: 3	# TIMES MOVED PAST 12 MONTHS - RECODE	Freq	Pct
		0 = 0 times.....	38861	70.31
		1 = 1 time.....	10189	18.43
		2 = 2 times.....	3241	5.86
		3 = 3 or more times.....	2233	4.04
		994 = DON'T KNOW.....	20	0.04
		997 = REFUSED.....	1	0.00
		998 = BLANK (NO ANSWER).....	726	1.31

NOTE: EIMOVYPYR is an indicator of editing to MOVESPY2. The default value for EIMOVYPYR is 1, when no editing was done to MOVESPY2. EIMOVYPYR has a value of 2 when the item corresponding to MOVESPY2 had missing data but it could be logically inferred that the respondent moved zero times in the past 12 months, because SNMOV5Y2 or YEMOV5Y2 indicated zero moves in the past 5 years.

EIMOVYRR	Len: 1	EDITING INDICATOR FOR MOVESPY2	Freq	Pct
		1 = Questionnaire data.....	29872	54.05
		2 = Logically assigned data.....	25399	45.95

NOTE: MOVYRFLG is a "flag" variable that indicates inconsistent reports between moves in the past 12 months in MOVESPY2 and moves in the past 5 years from either SNMOV5Y2 or YEMOV5Y2. The default value for MOVYRFLG is 98 (blank). MOVYRFLG has a value of 1 when respondents reported more moves in the past 12 months than they reported for moves in the past 5 years. However, no editing was done to MOVESPY2, SNMOV5Y2, or YEMOV5Y2 in these situations.

MOVYRFRG	Len: 2	CONSISTENCY FLAG FOR MOVESPY2 VS SNMOV5Y2/YEMOV5Y2	Freq	Pct
		1 = Moves in past yr greater than moves in past 5 yrs	394	0.71
		98 = BLANK (NO ANSWER).....	54877	99.29

NOTE: The school enrollment variable SCHENRL is analogous to the variable ENROLED from prior years. SCHENRL takes into account information from follow-up probes if respondents originally reported that they were not enrolled in school. Based on these probes, respondents were coded as yes (i.e., enrolled) if they were on break from school and intended to return to school once their break was over. SCHENRL was assigned a code of 11 if the respondent reported currently being enrolled but there was uncertainty about the respondent's school enrollment status.

The next questions are about school. Are you now attending or are you currently enrolled in school? By "school," we mean an elementary school, a junior high or middle school, a high school, or a college or university. Please include home schooling as well.

SCHENRL	Len: 2	NOW ENROLLED IN ANY SCHOOL	Freq	Pct
		1 = Yes.....	21070	38.12
		2 = No.....	34167	61.82
		3 = Yes LOGICALLY ASSIGNED (LFSCWH2=778).....	1	0.00
		4 = No LOGICALLY ASSIGNED.....	1	0.00
		11 = Yes (SCHDSKIP = 30).....	7	0.01
		94 = DON'T KNOW.....	2	0.00
		98 = BLANK (NO ANSWER).....	23	0.04

NON-CORE DEMOGRAPHICS

NOTE: This variable corresponds to the variable EDUCNOW2 from 1999 and 2000.

What grade or year of school are you now attending? Please tell me the number from the card.

What grade or year of school will you be attending when your vacation is over? Please tell me the number from the card.

EDUCATN2	Len: 2	WHAT GRADE IN NOW/WILL BE IN	Freq	Pct
		1 = 5th Grade or lower.....	46	0.08
		2 = 6th Grade.....	756	1.37
		3 = 7th Grade.....	2099	3.80
		4 = 8th Grade.....	2279	4.12
		5 = 9th Grade.....	2404	4.35
		6 = 10th Grade.....	2324	4.20
		7 = 11th Grade.....	2294	4.15
		8 = 12th Grade.....	2084	3.77
		9 = College or university/1st year.....	1608	2.91
		10 = College or university/2nd Year, 3rd year.....	2935	5.31
		11 = College or university/4th Year, 5th or higher year.....	2237	4.05
		12 = Missing.....	37	0.07
		13 = LEGITIMATE SKIP.....	34168	61.82

NOTE: The variable SDNTFTPT corresponds to the variable STUDNT that existed in prior years. The name was changed in 2002 because the wording of the question was different for respondents who reported that they were "not" enrolled but were on school break and intended to return to school when their break was over.

Are you a full-time student or a part-time student?

Will you be a full-time student or a part-time student?

SDNTFTPT	Len: 2	FULL OR PART TIME	Freq	Pct
		1 = FULL-TIME.....	18879	34.16
		2 = PART-TIME.....	2173	3.93
		89 = LEGITIMATE SKIP Logically assigned.....	1	0.00
		94 = DON'T KNOW.....	24	0.04
		97 = REFUSED.....	1	0.00
		98 = BLANK (NO ANSWER).....	26	0.05
		99 = LEGITIMATE SKIP.....	34167	61.82

During the past 30 days, that is from [DATEFILL] up to and including today, how many whole days of school did you miss because you were sick or injured?

SCHDSICK	Len: 2	HOW MANY DAYS MISSED SCHOOL FROM SICK	Freq	Pct
		RANGE = 1 - 30.....	6005	10.86
		0 = None.....	10468	18.94
		90 = SCHOOL NOT IN SESSION.....	2330	4.22
		94 = DON'T KNOW.....	76	0.14
		98 = BLANK (NO ANSWER).....	51	0.09
		99 = LEGITIMATE SKIP.....	36341	65.75

During the past 30 days, that is since [DATEFILL], how many whole days did you miss because you skipped or "cut" or just didn't want to be there?

SCHDSKIP	Len: 2	HOW MANY DAYS MISSED SCHOOL FROM SKIPPING	Freq	Pct
		RANGE = 1 - 30.....	2568	4.65
		0 = None.....	13953	25.24
		94 = DON'T KNOW.....	27	0.05
		97 = REFUSED.....	1	0.00
		98 = BLANK (NO ANSWER).....	51	0.09
		99 = LEGITIMATE SKIP.....	38671	69.97

NON-CORE DEMOGRAPHICS

Have you received a high school diploma?

HSDIPLMA	Len: 2	RECEIVED DIPLOMA	Freq	Pct
		1 = Yes	3154	5.71
		2 = No.....	1296	2.34
		3 = Yes LOGICALLY ASSIGNED.....	7	0.01
		4 = No LOGICALLY ASSIGNED	46	0.08
		89 = LEGITIMATE SKIP Logically assigned.....	2	0.00
		98 = BLANK (NO ANSWER).....	20	0.04
		99 = LEGITIMATE SKIP	50746	91.81

Have you received a GED certificate of high school completion?

HSGED	Len: 2	RECEIVED GED	Freq	Pct
		1 = Yes	319	0.58
		2 = No.....	984	1.78
		89 = LEGITIMATE SKIP Logically assigned.....	1	0.00
		98 = BLANK (NO ANSWER).....	66	0.12
		99 = LEGITIMATE SKIP	53901	97.52

Please look at this card and tell me which one of these reasons best describes why you left school before receiving a high school diploma. Just give me the number.

LFSCHWH2	Len: 3	WHY YOU LEFT SCHOOL	Freq	Pct
		1 = School was boring or I didn't want to be there	219	0.40
		2 = I got pregnant/I got someone pregnant	178	0.32
		3 = I got in trouble or expelled for selling drugs.....	10	0.02
		4 = I got in trouble or expelled for using drugs.....	13	0.02
		5 = I got in trouble or expelled some other reason.....	88	0.16
		6 = I often got into trouble	78	0.14
		7 = I had to get a job (or work more hours)	161	0.29
		8 = I was getting bad grades	67	0.12
		9 = I wasn't learning anything.....	47	0.09
		10 = I got married (or moved in with boy/girlfriend).....	29	0.05
		11 = I moved fr another country/didn't enroll/lang prob	29	0.05
		12 = I was treated badly at school.....	71	0.13
		13 = I became ill (or injured).....	35	0.06
		14 = I went to jail/prison	13	0.02
		15 = I had responsibilities at home/personal problems	176	0.32
		16 = Other reason.....	20	0.04
		46 = Learning disabled	3	0.01
		50 = Moved away; didn't enroll, got behind, or unspec	11	0.02
		52 = Too expensive/couldn't afford	4	0.01
		56 = Grade,credit discrepancies/lacked credits/document.....	5	0.01
		58 = All the schooling/preferred that was available.....	4	0.01
		59 = Wasn't requird/didn't have to go/not needed/custom	6	0.01
		60 = Against my religion/beliefs	8	0.01
		67 = Got job/apprenticeship, necessity unspecified	5	0.01
		71 = Didn't pass/take end of grade/school test	8	0.01
		605 = Completed HS/certificate, general	7	0.01
		607 = Pursuing GED/proficiency exam/re-enrolling	5	0.01
		778 = I am still in school.....	1	0.00
		994 = DON'T KNOW	2	0.00
		997 = REFUSED	1	0.00
		998 = BLANK (NO ANSWER).....	66	0.12
		999 = LEGITIMATE SKIP	53901	97.52

NON-CORE DEMOGRAPHICS

How old were you when you stopped attending school?

LFTSCHA2	Len: 3	AGE WHEN STOPPED ATTENDING SCHOOL	Freq	Pct
		RANGE = 11 - 18.....	1201	2.17
		10 = Left at age 10 or younger.....	4	0.01
		19 = Left at age 19 or older.....	82	0.15
		985 = BAD DATA Logically assigned.....	6	0.01
		989 = LEGITIMATE SKIP Logically assigned.....	1	0.00
		994 = DON'T KNOW.....	9	0.02
		997 = REFUSED.....	1	0.00
		998 = BLANK (NO ANSWER).....	66	0.12
		999 = LEGITIMATE SKIP.....	53901	97.52

The last question has to do with telephones in your household. How many different telephone numbers do you have in this household? Please don't include cellular phones in your answer. Also, don't count business numbers or extensions with the same number.

TELNO2	Len: 2	# OF TELEPHONE LINES IN HOUSEHOLD	Freq	Pct
		0 = None.....	28292	51.19
		1 = One.....	26049	47.13
		2 = Two or more.....	850	1.54
		94 = DON'T KNOW.....	19	0.03
		97 = REFUSED.....	37	0.07
		98 = BLANK (NO ANSWER).....	24	0.04

RECODED NON-CORE DEMOGRAPHICS

RECODED NON-CORE DEMOGRAPHICS

NOTE: Certain source variables that were used to create recoded variables have valid values that might not have been reported or assigned for the current survey year. However, these values have been included in the general specifications in the codebook on how the recoded variables were created. See additional details about this issue in the Organization of the Data File section of this codebook introduction.

A respondent was defined as a full-time college student if they were aged 18 to 22, enrolled in school (SCHENRL=1, 3, 5, 11), enrolled at the college level (EDUCATN2=9, 10, 11), and a full-time student (SDNTFTPT=1). Respondents in the category "Other Persons Aged 18-22" include those not enrolled in school, enrolled in college part-time, enrolled in other grades either full or part-time, or enrolled with no other information available.

COLLENR	Len: 1	COLLEGE ENROLLMENT - FULL TIME	Freq	Pct
	.	= Unknwn Enrollment, Aged 18-22 (SCHENRL=94,97,98).....	3	0.01
	1	= FT College Student Aged 18-22 (See comment above)	3176	5.75
	2	= Other Persons Aged 18-22 (See comment above)	4898	8.86
	3	= Persons Aged 12-17, 23 or Older.....	47194	85.39

A respondent was defined as a full or part-time college student if they were aged 18 to 22, enrolled in school (SCHENRL=1, 3, 5, 11), enrolled at the college level (EDUCATN2=9, 10, 11), and if they were a full-time (SDNTFTPT=1) or part-time (SDNTFTPT=2) student. Otherwise, a respondent was defined as not enrolled in college (SCHENRL=2, 4) or in the category "Other Persons Aged 18-22" (enrolled in other grades either full or part-time, or enrolled with no other information available).

COLLENR2	Len: 1	COLLEGE ENROLLMENT	Freq	Pct
	.	= Unknwn Enrollment, Aged 18-22 (SCHENRL=94,97,98).....	3	0.01
	1	= FT College Student Aged 18-22 (See comment above)	3176	5.75
	2	= PT College Student Aged 18-22 (See comment above)	671	1.21
	3	= Not Enrolled Aged 18-22 (See comment above)	3403	6.16
	4	= Other Persons Aged 18-22 (See comment above)	824	1.49
	5	= Persons Aged 12-17, 23 or Older.....	47194	85.39

EMPLOYMENT AND WORKPLACE

EMPLOYMENT AND WORKPLACE

NOTE: The variable JBSTATR2 was created from questions that asked respondents whether they worked in the past week, whether they usually work 35 or more hours per week, and where relevant, reasons why they did not work in the past week. Respondents who did not know or refused to report whether they worked in the past week but indicated that they did not work in the past 12 months were classified in JBSTATR2 as not having a job. In addition, respondents who reported that they had no job but were looking for work were not classified as being in the labor force unless they reported making specific efforts to find work.

JBSTATR2	Len: 3	WORK SITUATION IN PAST WEEK - RECODE	Freq	Pct
		1 = Worked at full-time job, past week	21038	38.06
		2 = Worked at part time job, past week	7175	12.98
		3 = Has job or volunteer worker, did not work past wk.....	2512	4.54
		4 = Unemployed/on layoff, looking for work.....	3024	5.47
		5 = Disabled	1930	3.49
		6 = Keeping house full-time	2363	4.28
		7 = In school/training.....	4871	8.81
		8 = Retired.....	3127	5.66
		9 = Does not have a job, some other reason.....	2518	4.56
		10 = MISSING	30	0.05
		11 = LEGITIMATE SKIP	6683	12.09

Even though you did not work at any time last week, did you have a job or business?

WRKHAVJB	Len: 2	DID YOU HAVE A JOB OR BUSINESS	Freq	Pct
		1 = Yes	2619	4.74
		2 = No.....	17706	32.03
		4 = No LOGICALLY ASSIGNED	1	0.00
		94 = DON'T KNOW.....	4	0.01
		97 = REFUSED	9	0.02
		98 = BLANK (NO ANSWER).....	21	0.04
		99 = LEGITIMATE SKIP	34911	63.16

How many hours did you work last week at all jobs or businesses?

WRKHRSW2	Len: 3	HOW MANY HOURS WORKED LAST WEEK	Freq	Pct
		RANGE = 1 - 60.....	26918	48.70
		61 = 61 or more	1271	2.30
		989 = LEGITIMATE SKIP Logically assigned.....	3	0.01
		994 = DON'T KNOW.....	36	0.07
		997 = REFUSED	9	0.02
		998 = BLANK (NO ANSWER).....	21	0.04
		999 = LEGITIMATE SKIP	27013	48.87

EMPLOYMENT AND WORKPLACE

NOTE: The industry variable WRKIDST2 corresponds to the variable WRKINDU2 prior to 2003. The variable name was changed to reflect changes to the industry codes in the 2003 NSDUH. Because of changes in 2003, caution is advised in comparing data from WRKIDST2 with data in WRKINDU2 from prior years. Industry categories do not correspond exactly between the two variables. Even when the same broad industry categories appear in the two variables, the types of industries or the definitions of the specific industries within these broad categories may not be the same. As in previous years, respondents with multiple jobs chose which job to describe. Hence, it is possible that some respondents described their work in the National Guard or Military Reserves even though they responded previously that they are not currently on active duty in the Armed Forces.

Which of these categories best describes the business or industry in which you work?

WRKIDST2	Len: 4	TYPE OF BUSINESS OR INDUSTRY	Freq	Pct
		1 = Agriculture, Forestry, Fishing, & Hunting	577	1.04
		2 = Mining	216	0.39
		3 = Construction	2207	3.99
		4 = Manufacturing, Nondurable Goods	1134	2.05
		5 = Manufacturing, Durable Goods	1768	3.20
		6 = Transportation & Utilities	1206	2.18
		7 = Information & Communications	560	1.01
		8 = Wholesale Trade, Durable Goods	293	0.53
		9 = Wholesale Trade, Nondurable Goods	349	0.63
		10 = Retail Trade	3817	6.91
		11 = Finance, Insur, Real Estate, Rental & Leasing	1612	2.92
		12 = Professional/Scientific/Mgmt/Admin/Waste Mgmt	3327	6.02
		13 = Education, Health & Social Services	6600	11.94
		14 = Arts/Entertain/Recreation/Accommodation/Food Svcs	4259	7.71
		15 = Public Administration	1272	2.30
		16 = Other Services (Except Public Admin)	1554	2.81
		9990 = NOT REPORTED/NOT CODABLE	68	0.12
		9994 = DON'T KNOW	11	0.02
		9997 = REFUSED	26	0.05
		9998 = BLANK (NO ANSWER)	25	0.05
		9999 = LEGITIMATE SKIP	24390	44.13

NOTE: The occupation variable WRKOCUP2 corresponds to the variable WRKOCCU2 prior to 2003. The variable name was changed to reflect changes to the occupation codes in the 2003 NSDUH. Because of changes in 2003, caution is advised in comparing data from WRKOCUP2 with data in WRKOCCU2 from prior years. Occupation categories do not correspond exactly between the two variables. Even when the same broad occupation categories appear in the two variables, the types of occupations or the definitions of the specific occupations within these broad categories may not be the same. As in previous years, respondents with multiple jobs chose which job to describe. Hence, it is possible that some respondents described their work in the National Guard or Military Reserves even though they responded previously that they are not currently on active duty in the Armed Forces.

What kind of work do you do? That is, what is your occupation?

WRKOCUP2	Len: 4	KIND OF WORK/JOB TITLE PRIMARY JOB	Freq	Pct
		1 = Executive/Administrative/Managerial/Financial	3608	6.53
		2 = Professional (not Education/Entertainment/Media)	3360	6.08
		3 = Education and Related Occupations	1754	3.17
		4 = Entertainers, Sports, Media, and Communications	718	1.30
		5 = Technicians and Related Support Occupations	1712	3.10
		6 = Sales Occupations	3572	6.46
		7 = Office & Administrative Support Workers	3608	6.53
		8 = Protective Service Occupations	695	1.26
		9 = Service Occupations, Except Protective	5371	9.72
		10 = Farming, Fishing, & Forestry Occupations	349	0.63
		11 = Installation, Maintenance & Repair Workers	919	1.66
		12 = Construction Trades & Extraction Workers	1679	3.04
		13 = Production, Machinery Setters/Operators/Tenders	1748	3.16
		14 = Transportation & Material Moving Workers	1674	3.03
		9990 = NOT REPORTED/NOT CODABLE	41	0.07
		9994 = DON'T KNOW	2	0.00
		9997 = REFUSED	35	0.06
		9998 = BLANK (NO ANSWER)	36	0.07
		9999 = LEGITIMATE SKIP	24390	44.13

EMPLOYMENT AND WORKPLACE

Which of these categories best describes the business in which you work?

WRKBZCA2	Len: 2	CATEG THAT BEST DESCR BUSINESS YOU WORK IN	Freq	Pct
		1 = Private for-profit company or business	19610	35.48
		2 = Private not-for-profit company or business	2700	4.89
		3 = Local government (city, county, etc.)	2172	3.93
		4 = State government	1735	3.14
		5 = Federal/Foreign government or international	951	1.72
		6 = Self-employed in an incorporated business	1182	2.14
		7 = Self-employed in an unincorporated business	1640	2.97
		8 = Working without pay in a family business/farm	140	0.25
		94 = DON'T KNOW	686	1.24
		97 = REFUSED	29	0.05
		98 = BLANK (NO ANSWER)	36	0.07
		99 = LEGITIMATE SKIP	24390	44.13

Now, think about the past 12 months, from [DATEFILL] through today. Did you work at a job or business at any time during the past 12 months?

WRKEDYR	Len: 2	PAST 12 MOS, WORKED AT ANY JOB	Freq	Pct
		1 = Yes	4715	8.53
		2 = No	12990	23.50
		94 = DON'T KNOW	6	0.01
		97 = REFUSED	9	0.02
		98 = BLANK (NO ANSWER)	21	0.04
		99 = LEGITIMATE SKIP	37530	67.90

Have you been self-employed at any time during the past 12 months?

WRKSLFEM	Len: 2	PAST 12 MOS, SELF EMPLOYED	Freq	Pct
		1 = Yes	2981	5.39
		2 = No	29557	53.48
		3 = Yes LOGICALLY ASSIGNED (raw var not blank)	84	0.15
		5 = Yes LOGICALLY ASSIGNED (from skip pattern)	2919	5.28
		94 = DON'T KNOW	19	0.03
		97 = REFUSED	11	0.02
		98 = BLANK (NO ANSWER)	27	0.05
		99 = LEGITIMATE SKIP	19673	35.59

How many different employers, including yourself, have you had in the past 12 months?

WRKJOBS2	Len: 2	PAST 12 MOS, HOW MANY EMPLOYERS	Freq	Pct
		1 = One	24314	43.99
		2 = Two	8179	14.80
		3 = Three	2064	3.73
		4 = Four or more	978	1.77
		94 = DON'T KNOW	20	0.04
		97 = REFUSED	16	0.03
		98 = BLANK (NO ANSWER)	27	0.05
		99 = LEGITIMATE SKIP	19673	35.59

During the past 12 months, was there ever a time when you did not have at least one job or business?

WRKUNEMP	Len: 2	PAST 12 MOS, TIME WITH NO JOB	Freq	Pct
		1 = Yes	5370	9.72
		2 = No	25468	46.08
		94 = DON'T KNOW	8	0.01
		97 = REFUSED	10	0.02
		98 = BLANK (NO ANSWER)	23	0.04
		99 = LEGITIMATE SKIP	24392	44.13

EMPLOYMENT AND WORKPLACE

In how many weeks during the past 12 months did you not have at least one job or business?

WRKUNWKS	Len: 2	HOW MANY WKS W/O JOB IN PAST 12 MOS	Freq	Pct
		RANGE = 1 - 52.....	5305	9.60
		85 = BAD DATA Logically assigned.....	7	0.01
		94 = DON'T KNOW.....	55	0.10
		97 = REFUSED.....	13	0.02
		98 = BLANK (NO ANSWER).....	31	0.06
		99 = LEGITIMATE SKIP.....	49860	90.21

WRKLSTY2	Len: 4	WHAT YEAR LAST WORKED	Freq	Pct
		RANGE = 1975 - 2014.....	12136	21.96
		9985 = BAD DATA Logically assigned.....	5	0.01
		9991 = NEVER WORKED AT A JOB OR BUSINESS.....	5440	9.84
		9994 = DON'T KNOW.....	125	0.23
		9997 = REFUSED.....	7	0.01
		9998 = BLANK (NO ANSWER).....	28	0.05
		9999 = LEGITIMATE SKIP.....	37530	67.90

NOTE: The industry variable WRKIDSY2 corresponds to the variable WRKINDY2 prior to 2003. The variable name was changed to reflect changes to the industry codes in the 2003 NSDUH. Because of these changes, caution is advised in comparing data from WRKIDSY2 with data in WRKINDY2 from prior years. Industry categories do not correspond exactly between the two variables. Even when the same broad industry categories appear in the two variables, the types of industries or the definitions of the specific industries within these broad categories may not be the same.

Which of these categories best describes the business or industry in which you worked?

WRKIDSY2	Len: 4	TYPE OF BUSINESS OR INDUSTRY	Freq	Pct
		1 = Agriculture, Forestry, Fishing, & Hunting.....	120	0.22
		2 = Mining.....	14	0.03
		3 = Construction.....	321	0.58
		4 = Manufacturing, Nondurable Goods.....	159	0.29
		5 = Manufacturing, Durable Goods.....	189	0.34
		6 = Transportation & Utilities.....	146	0.26
		7 = Information & Communications.....	62	0.11
		8 = Wholesale Trade, Durable Goods.....	31	0.06
		9 = Wholesale Trade, Nondurable Goods.....	55	0.10
		10 = Retail Trade.....	723	1.31
		11 = Finance, Insur, Real Estate, Rental & Leasing.....	141	0.26
		12 = Professional/Scientific/Mgmt/Admin/Waste Mgmt.....	515	0.93
		13 = Education, Health & Social Services.....	798	1.44
		14 = Arts/Entertain/Recreation/Accommodation/Food Svcs.....	1063	1.92
		15 = Public Administration.....	134	0.24
		16 = Other Services (Except Public Admin).....	234	0.42
		9990 = NOT REPORTED/NOT CODABLE.....	9	0.02
		9994 = DON'T KNOW.....	1	0.00
		9997 = REFUSED.....	9	0.02
		9998 = BLANK (NO ANSWER).....	27	0.05
		9999 = LEGITIMATE SKIP.....	50520	91.40

EMPLOYMENT AND WORKPLACE

NOTE: The occupation variable WRKOCUY2 corresponds to the variable WRKOCCY2 prior to 2003. The variable name was changed to reflect changes to the occupation codes in the 2003 NSDUH. Because of these changes, caution is advised in comparing data from WRKOCUY2 with data in WRKOCCY2 from prior years. Occupation categories do not correspond exactly between the two variables. Even when the same broad occupation categories appear in the two variables, the types of occupations or the definitions of the specific occupations within these broad categories may not be the same.

What kind of work did you do? That is, what was your occupation?

WRKOCUY2	Len: 4	KIND OF WORK/JOB TITLE PRIMARY JOB	Freq	Pct
		1 = Executive/Administrative/Managerial/Financial.....	226	0.41
		2 = Professional (not Education/Entertainment/Media).....	217	0.39
		3 = Education and Related Occupations	230	0.42
		4 = Entertainers, Sports, Media, and Communications.....	108	0.20
		5 = Technicians and Related Support Occupations.....	184	0.33
		6 = Sales Occupations.....	704	1.27
		7 = Office & Administrative Support Workers	614	1.11
		8 = Protective Service Occupations	115	0.21
		9 = Service Occupations, Except Protective.....	1289	2.33
		10 = Farming, Fishing, & Forestry Occupations	96	0.17
		11 = Installation, Maintenance & Repair Workers.....	92	0.17
		12 = Construction Trades & Extraction Workers.....	292	0.53
		13 = Production, Machinery Setters/Operators/Tenders.....	245	0.44
		14 = Transportation & Material Moving Workers	297	0.54
		9990 = NOT REPORTED/NOT CODABLE	5	0.01
		9997 = REFUSED.....	9	0.02
		9998 = BLANK (NO ANSWER).....	28	0.05
		9999 = LEGITIMATE SKIP	50520	91.40

Which of these categories best describes the business in which you worked?

WRKBZCY2	Len: 2	CATEG THAT BEST DESCR BUSINESS YOU WORKED	Freq	Pct
		1 = Private for-profit company or business	3176	5.75
		2 = Private not-for-profit company or business	327	0.59
		3 = Local government (city, county, etc.).....	394	0.71
		4 = State government	218	0.39
		5 = Federal/Foreign government or international.....	108	0.20
		6 = Self-employed in an incorporated business.....	90	0.16
		7 = Self-employed in an unincorporated business.....	196	0.35
		8 = Working without pay in a family business/farm.....	48	0.09
		94 = DON'T KNOW.....	154	0.28
		97 = REFUSED	12	0.02
		98 = BLANK (NO ANSWER).....	28	0.05
		99 = LEGITIMATE SKIP	50520	91.40

During the past 30 days, that is from [DATEFILL] up to and including today, how many whole days of work did you miss because you were sick or injured?

WORKDAYS	Len: 2	# DAYS MISSED WORK FOR INJURY/ILLNESS PAST 30 DAYS	Freq	Pct
		RANGE = 1 - 30.....	6699	12.12
		0 = None.....	24115	43.63
		85 = BAD DATA Logically assigned	8	0.01
		94 = DON'T KNOW.....	21	0.04
		97 = REFUSED	13	0.02
		98 = BLANK (NO ANSWER).....	25	0.05
		99 = LEGITIMATE SKIP	24390	44.13

During the past 30 days, that is from [DATEFILL] up to and including today, how many whole days of work did you miss because you just didn't want to be there?

WORKBLAH	Len: 2	# DAYS SKIPPED WORK PAST 30 DAYS	Freq	Pct
		RANGE = 1 - 30.....	2557	4.63
		0 = None.....	28276	51.16
		94 = DON'T KNOW.....	8	0.01
		97 = REFUSED	15	0.03
		98 = BLANK (NO ANSWER).....	25	0.05
		99 = LEGITIMATE SKIP	24390	44.13

EMPLOYMENT AND WORKPLACE

Thinking about the location where you work, how many people work for your employer out of this office, store, etc.?

LOCSIZE	Len: 2	# PEOPLE THAT WORK FOR EMPLOYER - RESP'S LOCATION	Freq	Pct
		1 = Less than 10 people.....	8663	15.67
		2 = 10-24 people.....	6177	11.18
		3 = 25-99 people.....	6906	12.49
		4 = 100-499 people.....	5148	9.31
		5 = 500 people or more.....	3828	6.93
		94 = DON'T KNOW.....	111	0.20
		97 = REFUSED	23	0.04
		98 = BLANK (NO ANSWER).....	25	0.05
		99 = LEGITIMATE SKIP	24390	44.13

At your workplace, is there a written policy about employee use of alcohol or drugs?

DRGPLCY	Len: 2	WORKPLACE HAVE WRITTEN POLICY DRUG/ALCOHOL USE	Freq	Pct
		1 = Yes	22802	41.25
		2 = No.....	6435	11.64
		94 = DON'T KNOW.....	1604	2.90
		97 = REFUSED	15	0.03
		98 = BLANK (NO ANSWER).....	25	0.05
		99 = LEGITIMATE SKIP	24390	44.13

Does this policy cover only alcohol, only drugs, or both alcohol and drugs?

PLCYCOV	Len: 2	DID POLICY COVER ALCOHOL, DRUGS, OR BOTH	Freq	Pct
		1 = Only alcohol.....	190	0.34
		2 = Only drugs	820	1.48
		3 = Both alcohol and drugs	21382	38.69
		94 = DON'T KNOW.....	408	0.74
		97 = REFUSED	17	0.03
		98 = BLANK (NO ANSWER).....	1629	2.95
		99 = LEGITIMATE SKIP	30825	55.77

At your workplace, have you ever been given any educational information regarding the use of alcohol or drugs?

WKDRGED	Len: 2	AT WORK, GIVEN EDUCATION ON DRUGS/ALC	Freq	Pct
		1 = Yes	10312	18.66
		2 = No.....	19293	34.91
		3 = Don't remember	1023	1.85
		94 = DON'T KNOW.....	212	0.38
		97 = REFUSED	16	0.03
		98 = BLANK (NO ANSWER).....	25	0.05
		99 = LEGITIMATE SKIP	24390	44.13

Through your workplace, is there access to any type of employee assistance program or other type of counseling program for employees who have alcohol or drug-related problems?

DRGPRGM	Len: 2	ANY ASSISTANCE PROGRAM OFFERED THROUGH WRK	Freq	Pct
		1 = Yes	12595	22.79
		2 = No.....	14110	25.53
		94 = DON'T KNOW.....	4127	7.47
		97 = REFUSED	24	0.04
		98 = BLANK (NO ANSWER).....	25	0.05
		99 = LEGITIMATE SKIP	24390	44.13

EMPLOYMENT AND WORKPLACE

Does your workplace ever test its employees for alcohol use?

USALCTST	Len: 2	WORKPLACE TESTS FOR ALCOHOL USAGE	Freq	Pct
		1 = Yes	8945	16.18
		2 = No.....	20102	36.37
		94 = DON'T KNOW.....	1792	3.24
		97 = REFUSED	17	0.03
		98 = BLANK (NO ANSWER).....	25	0.05
		99 = LEGITIMATE SKIP	24390	44.13

Does your workplace ever test its employees for drug use?

USDRGTST	Len: 2	WORKPLACE TESTS FOR DRUG USAGE	Freq	Pct
		1 = Yes	14484	26.21
		2 = No.....	14997	27.13
		94 = DON'T KNOW.....	1357	2.46
		97 = REFUSED	18	0.03
		98 = BLANK (NO ANSWER).....	25	0.05
		99 = LEGITIMATE SKIP	24390	44.13

Does your workplace test its employees for drug or alcohol use as part of the hiring process?

TSTHIRE	Len: 2	TEST FOR DRUG/ALC AS HIRING PROCESS	Freq	Pct
		1 = Yes	12404	22.44
		2 = No.....	2076	3.76
		94 = DON'T KNOW.....	203	0.37
		97 = REFUSED	18	0.03
		98 = BLANK (NO ANSWER).....	1438	2.60
		99 = LEGITIMATE SKIP	39132	70.80

Does your workplace test its employees for drug or alcohol use on a random basis?

TSTRAND	Len: 2	TEST ON RANDOM BASIS	Freq	Pct
		1 = Yes	8549	15.47
		2 = No.....	5312	9.61
		94 = DON'T KNOW.....	822	1.49
		97 = REFUSED	18	0.03
		98 = BLANK (NO ANSWER).....	1438	2.60
		99 = LEGITIMATE SKIP	39132	70.80

According to the policy at your workplace, what happens to an employee the first time he or she tests positive for illicit drugs?

FIRSTPOS	Len: 2	WHAT HAPPENS FIRST TIME CAUGHT	Freq	Pct
		1 = Handled on indiv basis/policy does not spec what.....	2509	4.54
		2 = Employee is fired	7078	12.81
		3 = Employee is referred for treatment or counseling	2615	4.73
		4 = Nothing happens.....	50	0.09
		5 = Something else happens.....	406	0.73
		94 = DON'T KNOW.....	2020	3.65
		97 = REFUSED	23	0.04
		98 = BLANK (NO ANSWER).....	1438	2.60
		99 = LEGITIMATE SKIP	39132	70.80

EMPLOYMENT AND WORKPLACE

Would you be more or less likely to want to work for an employer that tests its employees for drug use as part of the hiring process?
Would you say more likely, less likely, or would it make no difference to you?

WRKHIRE	Len: 2	WOULD YOU WORK FOR EMP DOES DRUG TEST PRE-HIRE	Freq	Pct
		1 = More likely	12637	22.86
		2 = Less likely	1528	2.76
		3 = Would it make no difference to you	16609	30.05
		94 = DON'T KNOW	60	0.11
		97 = REFUSED	22	0.04
		98 = BLANK (NO ANSWER)	25	0.05
		99 = LEGITIMATE SKIP	24390	44.13

Would you be more or less likely to want to work for an employer that tests its employees for drug or alcohol use on a random basis?
Would you say more likely, less likely, or would it make no difference to you?

WORKRAND	Len: 2	WOULD YOU WORK FOR EMP DOES DRUG/ALC TEST RANDOMLY	Freq	Pct
		1 = More likely	10453	18.91
		2 = Less likely	3107	5.62
		3 = Would make no difference	17219	31.15
		94 = DON'T KNOW	56	0.10
		97 = REFUSED	21	0.04
		98 = BLANK (NO ANSWER)	25	0.05
		99 = LEGITIMATE SKIP	24390	44.13

IMPUTED EMPLOYMENT AND WORKPLACE

IMPUTED EMPLOYMENT AND WORKPLACE

The following variable, EMPSTATY, was created to promote consistency across survey years. The similar variable EMPSTAT3 was created in 1999 and 2000; it could not be created in the survey years since 2001 because of changes to the questionnaire. (See the comment before JBSTATR2 for more details.) The levels of EMPSTATY are close to those in the Current Population Survey. The main difference is that EMPSTATY considers people who did not have a job last week and were not looking for a job all to be unemployed. In comparison, the CPS definition requires people who did not have a job last week and were not looking for a job to be waiting to be recalled to their old job, in order for them to be classified as unemployed.

EMPSTATY	Len: 2	IMPUTATION REVISED EMPLOYMENT STATUS	Freq	Pct
		1 = Employed full time	22256	40.27
		2 = Employed part time	8391	15.18
		3 = Unemployed	3389	6.13
		4 = Other (incl. not in labor force).....	14552	26.33
		99 = 12-14 year olds	6683	12.09

IIEMPSTY	Len: 1	IMPUTATION INDICATOR EMPLOYMENT STATUS	Freq	Pct
		1 = Employment status from questionnaire	48541	87.82
		3 = Employment statistically imputed	47	0.09
		9 = 12-14 years old.....	6683	12.09

II2EMSTY	Len: 1	IMPUTATION INDICATOR EMPLOYMENT STATUS (DETAILS)	Freq	Pct
		1 = Employment status from questionnaire	48541	87.82
		3 = Emp. statistically imputed (unrestricted).....	30	0.05
		4 = Emp. stat. imp. (restr. to full-time or part-time)	17	0.03
		9 = 12-14 years old.....	6683	12.09

EMPSTAT4 is a recode of EMPSTATY and AGE2. Respondents aged 15-17 are assigned a skip code, regardless of their answers to the employment status questions.

EMPSTAT4	Len: 2	IMPUTATION REVISED EMPLOYMENT STATUS 18+	Freq	Pct
		1 = Employed full time	22053	39.90
		2 = Employed part time	6836	12.37
		3 = Unemployed	2550	4.61
		4 = Other (incl. not in labor force).....	10232	18.51
		99 = 12-17 year olds	13600	24.61

IIEMPST4	Len: 1	IMPUTATION INDICATOR EMPLOYMENT STATUS 18+	Freq	Pct
		1 = Employment status from questionnaire	41628	75.32
		3 = Employment statistically imputed	43	0.08
		9 = 12-17 years old.....	13600	24.61

II2EMST4	Len: 1	IMP. IND. EMPLOYMENT STATUS 18+ (DETAILS)	Freq	Pct
		1 = Employment status from questionnaire	41628	75.32
		3 = Emp. statistically imputed (unrestricted).....	28	0.05
		4 = Emp. stat. imp. (restr. to full-time or part-time)	15	0.03
		9 = 12-17 years old.....	13600	24.61

PROXY INFORMATION

PROXY INFORMATION

PRXRETRY was created starting in 2014 and indicates whether respondents younger than 18 selected another proxy if their previously selected proxy was unavailable.

PRXRETRY	Len: 2 SELECTED PROXY UNAVAILABLE, OTHER PROXY AVAILABLE?	Freq	Pct
	2 = No.....	1442	2.61
	94 = DON'T KNOW.....	36	0.07
	97 = REFUSED	12	0.02
	98 = BLANK (NO ANSWER).....	69	0.12
	99 = LEGITIMATE SKIP	53712	97.18

COUNTY

COUNTY

The variable PDEN10 is based on 2010 Census data and the December 2009 Core Based Statistical Area classifications provided by the Office of Management and Budget (OMB).

PDEN10	Len: 1	POPULATION DENSITY 2010 - THREE LEVELS	Freq	Pct
		1 = Segment in a CBSA with 1 million or more persons	24006	43.43
		2 = Segm. in a CBSA with fewer than 1 million persons.....	26865	48.61
		3 = Segment not in a CBSA	4400	7.96

COUTYP2	Len: 1	COUNTY METRO/NONMETRO STATUS (3-LEVEL)	Freq	Pct
		1 = Large Metro	24727	44.74
		2 = Small Metro	19034	34.44
		3 = Nonmetro.....	11510	20.82

SEGMENT

SEGMENT

The Census provides data for five types of American Indian areas (AIAs):

- Federally-recognized American Indian reservations (AIRs) and off-reservation trust land areas – areas that have been set aside by the U.S. for the use of American Indian tribes. The tribes have primary governmental authority over the AIRs and associated off-reservation trust lands. Federal AIRs may cross State and all other area boundaries.
- State-recognized American Indian Reservations (SAIRs) - reservations established by some State governments for tribes recognized by the State. The tribes may have governmental authority over the SAIRs. SAIRs must be defined within a single State but may cross county and other types of boundaries.
- Oklahoma tribal statistical areas (OTSAs) - areas intended to represent the former American Indian reservations that existed in Indian and Oklahoma territories prior to Oklahoma statehood in 1907. OTSAs are contained within the State of Oklahoma but may cross all other area boundaries.
- Tribal designated statistical areas (TDSAs) - areas identified and delineated for federally-recognized American Indian tribes that do not currently have an AIR or off-reservation trust land. A TDSA is intended to encompass a compact and contiguous area that contains a concentration of individuals who identify with the delineating federally-recognized American Indian tribe. TDSAs may cross State and all other area boundaries.
- State designated tribal statistical areas (SDTSAs) - areas identified and delineated for State-recognized tribes that are not federally-recognized and do not have an AIR or off-reservation trust land. SDTSAs provide State-recognized tribes without reservations statistical data for a geographic area that encompasses a substantial concentration of tribal members. SDTSAs must be defined within a single State but may cross county and other types of boundaries.

The AIAs are mutually exclusive, i.e., no AIA can overlap another AIA. In cases where more than one tribe claims jurisdiction over an area, the Census Bureau creates a joint-use area as a separate entity to define this area of dual claims.

Some NSDUH segments can cross more than one AIA. In order to assign a single AIA to a segment, a 'majority' AIA variable was created by summing the total number of dwelling units within each of the AIAs within the segment and then assigning the AIA with the most dwelling units to that segment. The resulting 'majority' AIAs were summarized to form MAIIN102. MAIIN102 is based on 2010 census data.

MAIIN102	Len: 1	MAJORITY AMER INDIAN AREA INDICATOR FOR SEGMENT	Freq	Pct
		1 = Segment in an American Indian area	1129	2.04
		2 = Segment not in an American Indian area	54142	97.96

BLOCK

The Census provides data for five types of American Indian areas (AIAs):

- Federally-recognized American Indian reservations (AIRs) and off-reservation trust land areas – areas that have been set aside by the U.S. for the use of American Indian tribes. The tribes have primary governmental authority over the AIRs and associated off-reservation trust lands. Federal AIRs may cross State and all other area boundaries.
- State-recognized American Indian Reservations (SAIRs) - reservations established by some State governments for tribes recognized by the State. The tribes may have governmental authority over the SAIRs. SAIRs must be defined within a single State but may cross county and other types of boundaries.
- Oklahoma tribal statistical areas (OTSAs) - areas intended to represent the former American Indian reservations that existed in Indian and Oklahoma territories prior to Oklahoma statehood in 1907. OTSAs are contained within the State of Oklahoma but may cross all other area boundaries.
- Tribal designated statistical areas (TDSAs) - areas identified and delineated for federally-recognized American Indian tribes that do not currently have an AIR or off-reservation trust land. A TDSA is intended to encompass a compact and contiguous area that contains a concentration of individuals who identify with the delineating federally-recognized American Indian tribe. TDSAs may cross State and all other area boundaries.
- State designated tribal statistical areas (SDTSAs) - areas identified and delineated for State-recognized tribes that are not federally-recognized and do not have an AIR or off-reservation trust land. SDTSAs provide State-recognized tribes without reservations statistical data for a geographic area that encompasses a substantial concentration of tribal members. SDTSAs must be defined within a single State but may cross county and other types of boundaries.

The AIAs are mutually exclusive, i.e., no AIA can overlap another AIA. In cases where more than one tribe claims jurisdiction over an area, the Census Bureau creates a joint-use area as a separate entity to define this area of dual claims.

The variable AIIND102 is based on 2010 census data and is defined by mapping the census block in which a respondent resides to the 2010 census file.

AIIND102	Len: 1	AMER INDIAN AREA INDICATOR	Freq	Pct
		1 = Census block in an American Indian area	1144	2.07
		2 = Census block not in an American Indian area	54127	97.93

SAMPLE WEIGHTING AND ESTIMATION VARS

ANALWT_C Len: 8 FIN PRSN-LEVEL SMPLE WGHT

VESTR Len: 5 ANALYSIS STRATUM

VEREP Len: 2 ANALYSIS REPLICATE

INDEX

INDEX

AALTMDE	512	ADPBINTF	503	ALCEMCTD	217
ABDILAAL	274	ADPBNUM	504	ALCEMOPB	217
ABILANAL	273	ADPBRMBR	504	ALCEVER	22
ABILLALC	273	ADPSDAYS	506	ALCFLAG	132
ABODALC	273	ADPSHMG	505	ALCFMCTD	219
ABODANL	273	ADPSRELS	506	ALCFMFPB	219
ABODCOC	273	ADPSROC	506	ALCGTOVR	214
ABODHAL	273	ADPSWORK	505	ALCHOSP	409
ABODHER	274	ADPSYCH	507	ALCJAIL	409
ABODIEM	274	ADPSYMD	507	ALCKPLMT	215
ABODILAL	274	ADRELIG	508	ALCLAWTR	219
ABODILL	274	ADRX12MO	509	ALCLIMIT	214
ABODINH	274	ADRXHLP	509	ALCLOTTM	214
ABODMRJ	274	ADRXNOW	509	ALCLSACT	218
ABODPSY	274	ADSEEDOC	507	ALCLSEFX	215
ABODSED	274	ADSMMDA	503	ALCMDAYS	151
ABODSTM	274	ADSOCWRK	508	ALCMFU	23
ABODTRN	274	ADTMTHLP	509	ALCMHC	409
ABUSEALC	271	ADTMTNOW	509	ALCMLU	306
ABUSEANL	271	ADWRAGE	496	ALCMON	132
ABUSECOC	271	ADWRCHR	495	ALCNDMOR	215
ABUSEHAL	272	ADWRCONC	500	ALCPCAI	404
ABUSEHER	272	ADWRDBTR	501	ALPCARE	404
ABUSEIEM	273	ADWRDCSN	500	ALPCORT	405
ABUSEILL	272	ADWRDEPR	496	ALCPDANG	218
ABUSEINH	272	ADWRDIET	498	ALCPEMPL	405
ABUSEMRJ	272	ADWRDISC	496	ALCPFMLY	405
ABUSEPSY	273	ADWRDLOT	501	ALCPHCTD	218
ABUSESED	272	ADWRDST	495	ALCPHLPB	217
ABUSESTM	272	ADWRELES	497	ALCPINS	404
ABUSETRN	272	ADWREMOD	497	ALCPMILC	405
ABUSEXMJ	273	ADWRENRG	499	ALCPPUBP	405
ACOUNMDE	511	ADWRGAIN	497	ALCPSAVE	405
ACTD2001	606	ADWRGNL2	498	ALCREC	23
ACTD7590	606	ADWRGROW	498	ALCRFIN	409
ACTD9001	606	ADWRHRS	494	ALCRFOP	409
ACTDEVER	606	ADWRIMP	495	ALCSERPB	218
ACTDPRIV	606	ADWRJINO	500	ALCSHG	409
ACTDVIET	606	ADWRJITT	500	ALCTRM	402
AD_MDEA1	502	ADWRLOSE	498	ALCTRY	22
AD_MDEA2	502	ADWRLSIN	497	ALCTXER	409
AD_MDEA3	502	ADWRLSL2	499	ALCWD2SX	216
AD_MDEA4	502	ADWRNOGD	501	ALCWDSMT	217
AD_MDEA5	502	ADWRPLSR	497	ALCYDAYS	150
AD_MDEA6	503	ADWRPREG	498	ALCYFU	22
AD_MDEA7	503	ADWRPROB	496	ALCYLU	305
AD_MDEA8	503	ADWRSATP	502	ALCYR	132
AD_MDEA9	503	ADWRSLEP	499	ALCYRBF	349
ADCOUNS	508	ADWRSLNO	500	ALCYRTOT	23
ADDEFLGR	195	ADWRSLW	499	ALDAYPMO	24
ADDEMONR	195	ADWRSMOR	499	ALDAYPWK	24
ADDERALL	187	ADWRSPLN	502	ALDAYPYR	24
ADDEREC	189	ADWRSTHK	501	ALDYSFG	25
ADDEYRR	195	ADWRTHOT	500	ALFQFLG	23
ADDPDISC	493	ADWRWRTH	501	ALFRAME3	160
ADDPLSIN	494	AEROS	53	ALLAST3	159
ADDPPIROB	495	AEROS2	141	ALMONAVE	160
ADDP2WK	494	AGE2	605	ALRECDK	160
ADDPREV	493	AHBCHMDE	512	ALRECRE	160
ADDSCV	493	AHLTMD	512	ALTOTFG	23
ADDLSIN	494	AIIND102	628	ALWKAVE	161
ADFAMDOC	507	AL30EST	25	ALYRAVE	160
ADHERBAL	508	ALBSTWAY	24	AMBIEN	188
ADLOSEV	493	ALCAFU	149	AMBIFLGR	195
ADLSI2WK	494	ALCAFU2	149	AMBIMONR	196
ADNURSE	508	ALCAFU3	149	AMBIREC	189
ADOCMD	511	ALCAGLST	305	AMBIYRR	195
ADOTHDOC	507	ALCAVGM	152	AMDEHARX	513
ADOTHHLP	508	ALCCUT1X	216	AMDEHPO	513
ADOTHMHP	508	ALCCUTDN	215	AMDEHPRX	513
ADPB2WK	504	ALCCUTEV	216	AMDEIMP	514
ADPBAGE	504	ALCDAYS	25	AMDELT	510
ADPBDLYA	504	ALCDOC	409	AMDERXO2	513

INDEX

AMDETXRX	511	ANLINET	324	AUINAHSP	434
AMDEY2_U	510	ANLINET2	354	AUINMEDU	434
AMDEYR	510	ANLKPLMT	241	AUINPGEN	434
AMDXPHEN	147	ANLLAWTR	245	AUINPSYH	434
AMHINP2	450	ANLLIMIT	241	AUINPYR	434
AMHOUTP3	450	ANLLOTTM	240	AUINRESD	435
AMHRX2	450	ANLLSACT	244	AUINSFAC	435
AMHSVNO	451	ANLLSEFX	242	AUMOTVYR	449
AMHSVTYP	450	ANLLTS2	351	AUNMAHS2	435
AMHTXAND	451	ANLMON	135	AUNMCLN2	440
AMHTXND2	451	ANLNDMOR	241	AUNMDOC2	440
AMHTXRC3	450	ANLNOLST	64	AUNMDTM2	440
AMIDA2_U	492	ANLOTHS2	324	AUNMMED2	435
AMIYR_U	490	ANLOTHW2	354	AUNMMEN2	440
AMYLNIT	52	ANLOTHWY	324	AUNMOTO2	441
AMYLNIT2	141	ANLPDANG	245	AUNMPGE2	435
AMYTAL	98	ANLPHCTD	244	AUNMPSY2	435
AMYTAL2	148	ANLPHLPB	244	AUNMRES2	436
ANALAGE	69	ANLRX1D2	353	AUNMSFA2	436
ANALMFU	70	ANLRX1DR	322	AUNMTHE2	440
ANALMLU	315	ANLRXDRS	323	AUOPLNC	439
ANALNEWA	65	ANLRXDS2	353	AUOPDOC	439
ANALNEWB	67	ANLRXFAK	323	AUOPDTMT	439
ANALNEWC	68	ANLRXFK2	353	AUOPMENT	438
ANALNEWD	68	ANLSERPB	245	AUOPOTOP	439
ANALNEWE	69	ANLSRCF2	359	AUOPTHER	438
ANALREC	70	ANLSTOL2	353	AUOPTYR	438
ANALWT_C	629	ANLSTOLE	323	AUOPYRS2	439
ANALYFU	70	ANLWD3SX	243	AUPINEMF	437
ANALYLU	314	ANLWDSMT	243	AUPINFM2	438
ANLAGLST	314	ANLYR	135	AUPINFRE	437
ANLCARD	60	ANLYRTOT	71	AUPINMCD	437
ANLCUT1X	242	ANURSMDE	512	AUPINMCR	436
ANLCUTDN	242	ANXDLIF	429	AUPINMIL	437
ANLCUTEV	242	ANXDYR	429	AUPINOFM	436
ANLDEAL2	353	ANYBARB	149	AUPINPHI	436
ANLDEALR	324	ANYEDUC3	478	AUPINPRV	437
ANLEMCTD	244	ANYHLT12	602	AUPINPUB	437
ANLEMOPB	243	ANYMHED2	539	AUPINREH	437
ANLEVER	69	ANYMHIN2	538	AUPINSLF	436
ANLFF1D2	361	ANYMHOUT	538	AUPOPAMT	443
ANLFF1DR	325	ANYNSMH	539	AUPOPEMP	442
ANLFFAK2	361	ANYSEDMF	539	AUPOPFRE	442
ANLFFAKE	325	ANYSMH2	538	AUPOPMCD	441
ANLFFBOT	326	AOMDMDE	511	AUPOPMCR	441
ANLFFBY2	362	AOMHMDE	512	AUPOPMIL	442
ANLFFDL2	362	AOTHMDE	512	AUOPPMOS	442
ANLFFDLR	326	APPSELDG	204	AUPOPOFM	441
ANLFFDRS	325	APSY1MDE	511	AUPOPPHI	441
ANLFFDS2	361	APSY2MDE	511	AUPOPPRV	442
ANLFFFLAS	327	ARELMDE	512	AUOPPPUB	442
ANLFFFLSP	328	ARGUPAR	475	AUOPPREH	441
ANLFFNET	326	ARXMDEYR	511	AUOPPSLF	441
ANLFFNT2	362	ASDSHOM2	513	AURXYR	443
ANLFFOSP	327	ASDSOVL2	514	AUUNBUSY	445
ANLFFOT2	362	ASDSREL2	513	AUUNCFID	444
ANLFFOTH	326	ASDSSOC2	513	AUUNCMIT	444
ANLFFRE2	362	ASDSWRK2	513	AUUNCOST	443
ANLFFREE	325	ASMALIF	429	AUUNENUF	444
ANLFFST2	362	ASMAYR	429	AUUNFOUT	445
ANLFFSTL	325	ASOCMDE	511	AUUNHNDL	445
ANLFFTAK	326	ATARAX	77	AUUNJOB	444
ANLFFTK2	362	ATARAX2	144	AUUNMTYR	443
ANLFLAG	135	ATXMDEYR	511	AUUNNBR	443
ANLFMCTD	246	AUALACUP	447	AUUNNCOV	444
ANLFMFPB	245	AUALCHIR	447	AUUNNHLP	445
ANLFRBUY	323	AUALHERB	447	AUUNNOND	445
ANLFRBY2	353	AUALHLIN	448	AUUNNTSP	445
ANLFRFE2	353	AUALINET	448	AUUNRIM2	446
ANLFRFRE	323	AUALMASG	448	AUUNSOR	446
ANLFRTK2	353	AUALOTH	448	AUUNWHER	444
ANLFRTKE	324	AUALOTS2	449	AVGGRADE	474
ANLGTLA2	327	AUALRELG	448	BENZOS	146
ANLGLOS2	328	AUALSGRP	447	BINGEDRK	140
ANLGTOVR	241	AUALTYR	447	BINGEHVY	140

INDEX

BKARSON	277	CATAG6	609	CIGAREVR	17
BKBURGL	276	CATAG7	609	CIGARMFU	18
BKDRUG	277	CATAGE	609	CIGARMLU	305
BKDRUNK	277	CC30EST	32	CIGARREC	19
BKDRVINF	277	CCBSTWAY	31	CIGARTRY	18
BKFRAUD	278	CCDAYPMO	32	CIGARYFU	18
BKLARCNY	275	CCDAYPWK	32	CIGARYLU	304
BKMVTHFT	275	CCDAYPYR	32	CIGAVGD	152
BKOTH	278	CCFQFLG	31	CIGAVGM	152
BKOTHOF2	279	CCFRAME3	163	CIGAVOID	210
BKPOSTOB	277	CCLAST3	162	CIGCRAGP	209
BKROB	276	CCMONAVE	163	CIGCRAVE	209
BKSEXNR	278	CCRECDK	162	CIGDLLST	301
BKSMASLT	276	CCRECRE	162	CIGDLMFU	10
BKSRVIOL	276	CCTOTFG	31	CIGDMLU	302
BLNT30C1	207	CCWKAVE	163	CIGDLYFU	9
BLNT30C2	207	CCYRAVE	163	CIGDLYLU	301
BLNT30DY	206	CDCGMO	139	CIGDLYMO	9
BLNTAGE	205	CDNOCGMO	139	CIGEVER	4
BLNTEVER	205	CDUFLAG	139	CIGFLAG	131
BLNTMFU	206	CG05	157	CIGFNLKE	210
BLNTNOMJ	207	CG06	157	CIGFNSMK	210
BLNTREC	206	CG06DK	157	CIGINCRS	213
BLNTYFU	205	CG06RE	157	CIGINCTL	210
BLRECFI2	206	CG19	158	CIGINFLU	212
BMI2	429	CG20	158	CIGIRTL	209
BOOKED	275	CG20DK	158	CIGLOTMR	213
BRONCLIF	430	CG20RE	158	CIGMDAYS	151
BRONCYR	430	CG27	157	CIGMFU	5
BUSPAR	77	CG28	157	CIGMLU	301
BUSPAR2	144	CG28DK	158	CIGMON	131
BUTISOL	98	CG28RE	158	CIGNMCHG	212
BUTISOL2	148	CG30EST	6	CIGNOINF	213
CA4FDAGE	586	CG36	159	CIGOFISM	4
CA4FDDYS	586	CG37	159	CIGPDAY	151
CA4FDEV	585	CG37DK	159	CIGPLANE	211
CA4FDMFU	587	CG37RE	159	CIGREC	5
CA4FDYFU	586	CG43	159	CIGREGDY	211
CABNGAGE	584	CGR30BR2	20	CIGREGNM	212
CABNGEV	584	CGR30USE	19	CIGREGWK	211
CABNGMFU	585	CGRAGLST	304	CIGRNOUT	211
CABNGYFU	584	CGRFLAG	131	CIGSATIS	213
CABPLACE	580	CGRMON	131	CIGSVLHR	212
CABUNDAG	580	CGRYR	131	CIGTRY	4
CABUYFRE	579	CH30EST	15	CIGWAKE	214
CABUYWHO	580	CHAMPUS	597	CIGWILYR	4
CADRBAR	578	CHEWEVER	13	CIGYFU	4
CADRCAR	577	CHEWMFU	14	CIGYLU	300
CADREVNT	578	CHEWMLU	304	CIGYR	131
CADRHOME	577	CHEWREC	14	CIGYRBFR	349
CADRKANL	583	CHEWTRY	13	CIRRLIF	430
CADRKCOC	582	CHEWYFU	13	CIRRYR	430
CADRKDRG	581	CHEWYLU	303	CKFRAME3	164
CADRKHAL	582	CHHYD	98	CKLAST3	163
CADRKHHER	582	CHHYD2	148	CKMONAVE	164
CADRKINH	582	CHW30BR2	15	CKRECDK	163
CADRKMRJ	582	CHW30USE	14	CKRECRE	164
CADRKMTH	583	CHWAGLST	303	CKWKAVE	164
CADRKSED	583	CHWFLAG	132	CKYRAVE	164
CADRKSTM	583	CHWMON	132	CLEFLU	52
CADRKTRN	583	CHWYR	132	CLEFLU2	141
CADRLAST	577	CI30EST	19	CLINVST	540
CADROTH	579	CIG100LF	10	COCAGE	30
CADROTHM	578	CIG1PACK	151	COCAGLST	306
CADROTS2	579	CIG30AV	6	COCCUT1X	225
CADRPEOP	577	CIG30BR2	7	COCCUTDN	225
CADRPUBL	578	CIG30MEN	8	COCCUTEV	225
CADRSCHL	578	CIG30MLN	9	COCEMCTD	226
CAFRESP2	581	CIG30RO2	9	COCEMOPB	226
CAFREWHO	581	CIG30TPE	8	COCEVER	30
CAGVMONY	580	CIG30USE	5	COCFLAG	133
CAGVWHO	580	CIGAFU	149	COCFLBLU	225
CAIDCHIP	597	CIGAGE	9	COCFMCTD	228
CATAG2	609	CIGAGLST	300	COCFMFPB	228
CATAG3	609	CIGALCMO	139	COCGTOVR	224

INDEX

COCKPLMT	224	CYLERT	86	DSTEFF30	480
COCLAWTR	228	CYLERT2	146	DSTHOP12	481
COCLIMIT	224	DALMANE	98	DSTHOP30	479
COCLOTTM	223	DALMANE2	148	DSTNGD12	482
COCLSACT	227	DARVTYL2	142	DSTNGD30	480
COCLSEFX	224	DARVTYLC	59	DSTNRV12	480
COCMDAYS	151	DCIGAFU	149	DSTNRV30	479
COCMFU	30	DCIGMON	139	DSTRST12	481
COCMLU	307	DEMEROL	60	DSTRST30	479
COCMON	133	DEMEROL2	142	DSTWORST	480
COCNDMOR	224	DEPNDALE	269	DYTXVST	540
COCNEEDL	183	DEPNDCOC	269	ECSAGE	50
COCPDANG	227	DEPNDDALC	269	ECSAGLST	312
COCPHCTD	227	DEPNDDHAL	269	ECSFLAG	134
COCPHLPB	226	DEPNDDHER	269	ECSMFU	51
COCREC	31	DEPNDDIEM	270	ECSMLU	313
COCSERPB	227	DEPNDDILL	270	ECSMON	134
COCUS30A	32	DEPNDDINH	269	ECSREC	51
COCWD2SX	225	DEPNDDMRJ	270	ECSTASY	40
COCWDSMT	226	DEPNDDPSY	271	ECSYFU	50
COCYDAYS	150	DEPNDDSED	270	ECSYLU	312
COCYFU	30	DEPNDDSTM	270	ECSYR	134
COCYLU	306	DEPNDDTRN	270	ED4FLAG	584
COCYR	133	DEPNDDXMJ	270	EDFAM18	593
COCYRBFR	349	DEPRSLIF	430	EDUCATN2	612
COCYRTOT	31	DEPRSYR	430	EDUCCAT2	610
CODEINE	60	DETAMP	86	EI4FDAGE	586
CODEINE2	142	DETAMP2	146	EI4FDDYS	586
COLDFLGR	196	DEXED	86	EI4FDMFU	587
COLDMEDS	188	DEXED2	146	EI4FDYFU	587
COLDMONR	196	DIABLI	430	EIBNGAGE	584
COLDREC	189	DIABYR	430	EIBNGMFU	585
COLDYR1	190	DIDREX	86	EIBNGYFU	585
COLDYR2	191	DIDREX2	146	EIMOVYRR	611
COLDYR3	191	DIETPIL2	146	EMPSTAT4	624
COLDYR4	192	DIETPILS	85	EMPSTATY	624
COLDYR5	192	DILAUD	60	EQUANIL	77
COLDYRR	196	DILAUD2	142	EQUANIL2	144
COLLENR	615	DNICNSP	268	ESKAT	87
COLLENR2	615	DPILANAL	271	ESKAT2	147
COMBATPY	607	DPILLALC	271	ETHER	53
CONDLREC	183	DR5DAY	25	ETHER2	141
COUTYP2	626	DRGDOC	410	FDOCANGR	553
CPNMTHFG	137	DRGHOSP	410	FDOCBRK	553
CPNMTHMN	137	DRGJAIL	410	FDOC DPR	553
CPNMTHYR	137	DRGMHC	410	FDOCEAT	553
CPNNDFLG	194	DRGPLCY	621	FDOCFEA	553
CPNNDMTH	195	DRGPRGM	621	FDOCFITE	553
CPNNDSTM	195	DRGRFIN	410	FDOCFMLY	553
CPNPSYFG	138	DRGRFOP	410	FDOCFRND	553
CPNPSYMN	138	DRGSHG	410	FDOCMEND	554
CPNPSYYR	138	DRGTXR	410	FDOCOTH2	554
CPNSTMFG	136	DRIVALC2	282	FDOCOTPP	554
CPNSTMMN	136	DRIVALD2	282	FDOCSCHL	554
CPNSTMYR	136	DRIVDRG2	282	FDOCSUI	553
CR30EST	35	DRKANL	591	FILEDATE	3
CRAKREC	34	DRKCOC	591	FIORICET	61
CRBSTWAY	34	DRKHAL	591	FIORICT2	142
CRDAYPMO	35	DRKHER	591	FIORINAL	61
CRDAYPWK	35	DRKIEM	592	FIORINL2	142
CRDAYPYR	34	DRKINH	591	FIRSTPOS	622
CRFQFLG	34	DRKMRJ	590	FLEXERIL	77
CRKAGE	33	DRKMTH	591	FLEXERL2	145
CRKAGLST	307	DRKSED	591	FLNDILAL	412
CRKEVER	33	DRKSTM	591	FLTNDALC	412
CRKFLAG	133	DRKSUM	592	FLTNDILL	412
CRKMFU	33	DRKTRN	591	FOSTVST	540
CRKMLU	308	DRPRVME3	478	FRDADLY2	477
CRKMON	133	DRVALDR	280	FRDMEVR2	477
CRKUS30A	35	DRVAONLY	280	FRDMJMON	477
CRKYFU	33	DRVDONLY	280	FRDPCIG2	477
CRKYL	307	DRVFLAG	280	FTNDDNSP	268
CRKYR	133	DSTCHR12	481	FUALC18	153
CRKYRTOT	34	DSTCHR30	479	FUALC21	153
CRTOTFG	34	DSTEFF12	481	FUANL18	154

INDEX

FUANL21	154	HALCION2	148	HERMFU	36
FUCD218	152	HALCUTDN	234	HERMLU	309
FUCD221	152	HALCUTEV	234	HERMON	133
FUCGR18	152	HALDAFLG	233	HERNDMOR	229
FUCGR21	152	HALEMCTD	235	HERNEEDL	176
FUCIG18	152	HALEMOPB	234	HERPDANG	232
FUCIG21	152	HALFLAG	134	HERPHCTD	231
FUCOC18	153	HALFMCTD	236	HERPHLPB	231
FUCOC21	153	HALFMFPB	236	HERREC	37
FUCRK18	153	HALGTOVR	233	HERSERPB	232
FUCRK21	153	HALKPLMT	233	HERSMOK2	195
FUECS18	154	HALLAGE	45	HERSMOKE	176
FUECS21	154	HALLAWTR	236	HERSNIF2	195
FUHAL18	154	HALLIMIT	233	HERSNIFF	176
FUHAL21	154	HALLOTTM	233	HERWD3SX	230
FUHER18	153	HALLREC	46	HERWDSMT	230
FUHER21	153	HALLSACT	235	HERYFU	36
FUIEM18	156	HALLSEFX	234	HERYLU	308
FUIEM21	156	HALMDAYS	151	HERYR	133
FUINH18	154	HALMFU	46	HERYRTOT	37
FUINH21	154	HALMLU	310	HEWKAVE	165
FULSD18	154	HALMON	134	HEYRAVE	165
FULSD21	154	HALNDMOR	234	HIVLIF	431
FUMJ18	153	HALNEWA	41	HIVYR	431
FUMJ21	153	HALNEWB	43	HL30EST	48
FUMTH18	155	HALNEWC	44	HLBSTWAY	47
FUMTH21	155	HALNEWD	44	HLCALL99	602
FUOXY18	155	HALNEWE	45	HLCALLFG	602
FUOXY21	155	HALNOLST	40	HLCLAST	599
FUPCP18	154	HALPDANG	236	HLCNOTMO	599
FUPCP21	154	HALPHCTD	235	HLCNOTYR	599
FUPSY18	155	HALPHLPB	235	HLDAYPMO	47
FUPSY21	155	HALSERPB	236	HLDAYPWK	47
FUSED18	155	HALYDAYS	150	HLDAYPYR	47
FUSED21	155	HALYFU	45	HLFQFLG	46
FUSLT18	153	HALYLU	309	HLLOSRSN	599
FUSLT21	153	HALYR	134	HLNV COST	599
FUSTM18	155	HALYRTOT	46	HLNVNEED	600
FUSTM21	155	HARTDLIF	430	HLNVOFFR	600
FUSUM18	156	HARTDYR	430	HLNVREF	600
FUSUM21	156	HBP LIF	431	HLNVSOR	600
FUTRN18	155	HBPYR	431	HLTINALC	598
FUTRN21	155	HEALTH	607	HLTINDRG	598
GAS	52	HEALTH2	610	HLTINMNT	598
GAS2	141	HEFRAME3	165	HLTINNOS	598
GHB	187	HELAST3	164	HLTOTFG	46
GHBFLGR	196	HEMONAVE	165	HOMEVST	540
GHBMONR	196	HEOTNDL	177	HOSPVST	539
GHBREC	188	HEOTOTH	177	HPALCMT	427
GHBYRR	196	HEOTSMK	177	HPALCCUT	427
GLUE	52	HEOTSNF	177	HPALCFRQ	427
GLUE2	141	HEOTSP	177	HPALCNOT	428
GNNDCLN	187	HEPATLIF	431	HPALCPRB	427
GNNDGET2	187	HEPATYR	431	HPALCTX	428
GNNDLSH1	186	HER30USE	38	HPDRGTLK	428
GNNDLSH2	187	HERAGE	36	HPQTTOB	426
GNNDREUS	186	HERAGLST	308	HPUSEALC	426
GOVTPROG	602	HERCUT1X	230	HPUSEDRG	426
GQTYPE2	604	HERCUTDN	229	HPUSETOB	425
GRPCNSL2	478	HERCUTEV	230	HR30EST	38
GRPHLTIN	598	HERECDK	165	HRBSTWAY	37
GRSKCOCC	203	HERECRE	165	HRDAYPMO	38
GRSKCREG	203	HEREMCTD	231	HRDAYPWK	38
GRSKD4_5	203	HEREMOPB	231	HRDAYPYR	37
GRSKD5WK	204	HEREVER	36	HRFQFLG	37
GRSKHREG	203	HERFLAG	133	HRNDLREC	177
GRSKHTRY	203	HERFMCTD	232	HRSMKREC	176
GRSKLREG	203	HERFMFPB	232	HRSNFREC	176
GRSKLTRY	203	HERGTOVR	228	HRTOTFG	37
GRSKMOCC	203	HERKPLMT	229	HSDIPLMA	613
GRSKMREG	203	HERLAWTR	232	HSGED	613
GRSKPKCG	203	HERLIMIT	229	HTANSWER	424
HAL30USE	48	HERLOTTM	228	HTINCHE2	424
HALAGLST	309	HERLSACT	231	HVYDRK2	140
HALCION	98	HERLSEFX	229	HYDCODOP	144

INDEX

HYDROCD2.....	142	IICGNCG.....	265	IIMJFY.....	113
HYDROCOD.....	61	IICGNCTL.....	264	IIMJRC.....	107
IEMAGE.....	139	IICGNINF.....	266	IIMJYFU.....	124
IEMFLAG.....	139	IICGPLN.....	264	IIMTHAGE.....	129
IEMMON.....	139	IICGRAGE.....	122	IIMTHFY.....	116
IEMYFU.....	139	IICGRFM.....	118	IIMTHRC.....	111
IEMYR.....	139	IICGRGDY.....	265	IIMTHYFU.....	129
IFATHER.....	593	IICGRGNM.....	265	IIOTHHLT.....	601
I12ALCD5.....	119	IICGRGWK.....	265	IIOXYAGE.....	128
I12ALCFM.....	119	IICGROUT.....	264	IIOXYFY.....	115
I12ALCFY.....	113	IICGRRC.....	105	IIOXYRC.....	110
I12ALCRC.....	107	IICGRYFU.....	123	IIOXYFYFU.....	128
I12ANLFY.....	115	IICGSAT.....	267	IIPCPAGE.....	127
I12ANLRC.....	110	IICGSLHR.....	266	IIPCPRC.....	109
I12CGRFM.....	118	IICHMPUS.....	601	IIPCPYFU.....	127
I12CGRRC.....	105	IICHWAGE.....	123	IIPINC3.....	596
I12CHWFM.....	118	IICHWFM.....	118	IIPILF.....	105
I12CHWRC.....	106	IICHWRC.....	106	IIPIMN.....	106
I12CIGFM.....	118	IICHWYFU.....	123	IIPRVHLT.....	601
I12CIGRC.....	105	IICIGAGE.....	122	IISEDAGE.....	130
I12COCFM.....	120	IICIGFM.....	118	IISEDIFY.....	117
I12COCFY.....	114	IICIGRC.....	105	IISEDRC.....	112
I12COCRC.....	108	IICIGYFU.....	122	IISEDYFU.....	130
I12CRKFM.....	120	IICOCAGE.....	125	IISLTAGE.....	123
I12CRKFY.....	114	IICOCFM.....	120	IISLTRC.....	106
I12CRKRC.....	108	IICOCFY.....	113	IISLTIFYFU.....	123
I12ECSRC.....	110	IICOCRC.....	107	IISNFAGE.....	124
I12EMST4.....	624	IICOCYFU.....	125	IISNFFM.....	119
I12EMSTY.....	624	IICRKAGE.....	125	IISNFRFC.....	106
I12HALFM.....	121	IICRKFM.....	120	IISNFYFU.....	124
I12HALFY.....	115	IICRKFY.....	114	IISTMAGE.....	129
I12HALRC.....	109	IICRKRC.....	108	IISTMFY.....	116
I12HERFM.....	121	IICRKYFU.....	125	IISTMRC.....	111
I12HERFY.....	114	IIECSAGE.....	127	IISTMYFU.....	129
I12HERRC.....	108	IIECSRC.....	109	IITRNAGE.....	128
I12INHFM.....	121	IIECSYFU.....	127	IITRNFY.....	116
I12INHFY.....	115	IIEDUC2.....	608	IITRNRC.....	111
I12INHRC.....	110	IIEIMPST4.....	624	IITRNYFU.....	129
I12LSDRC.....	109	IIEIMPSTY.....	624	IIWELMOS.....	596
I12MJFM.....	120	IIFAMIN3.....	596	ILALMON.....	140
I12MJFY.....	113	IIFAMPMT.....	595	ILANDALC.....	140
I12MJRC.....	107	IIFAMSOC.....	595	ILLNEED.....	411
I12MTHFY.....	117	IIFAMSSI.....	595	ILLPCAID.....	405
I12MTHRC.....	112	IIFAMSVF.....	596	ILLPCARE.....	405
I12OXYFY.....	116	IIFAMSZ2.....	594	ILLPCORT.....	406
I12OXYRC.....	111	IIFAMWAG.....	595	ILLPEMPL.....	406
I12PCPRC.....	109	IIFSTAMP.....	595	ILLPFMLY.....	405
I12SEDFY.....	117	IHALAGE.....	126	ILLPINS.....	405
I12SEDRC.....	112	IHALFM.....	121	ILLPMILC.....	406
I12SLTRC.....	106	IHALFY.....	114	ILLPPUBP.....	405
I12SNFFM.....	119	IHALRC.....	108	ILLPSAVE.....	405
I12SNFRFC.....	107	IHALYFU.....	126	ILLTRMT.....	402
I12STMFY.....	116	IHERAGE.....	125	ILORALC.....	140
I12STMRC.....	111	IHERFM.....	121	ILTOALMN.....	140
I12TRNFY.....	116	IHERFY.....	114	IMOTHER.....	593
I12TRNRC.....	111	IHERRC.....	108	IMPCONCN.....	482
I1ALCAGE.....	124	IHERYFU.....	126	IMPDYFRQ.....	485
I1ALCD5.....	119	IHH65_2.....	594	IMPGOUT.....	482
I1ALCFM.....	119	IHHHSIZ2.....	593	IMPGOUTM.....	483
I1ALCFY.....	113	IINHAGE.....	127	IMPHHLD.....	484
I1ALCRC.....	107	IINHFM.....	121	IMPHHLDM.....	484
I1ALCYFU.....	124	IINHFI.....	115	IMPPEOP.....	483
I1ANLAGE.....	128	IINHRC.....	110	IMPPEOPM.....	483
I1ANLFY.....	115	IINHFIYFU.....	127	IMPREMEM.....	482
I1ANLRC.....	110	IINSUR4.....	603	IMPRESF.....	484
I1ANLYFU.....	128	IKI17_2.....	593	IMPRESFM.....	484
I1CD2YFU.....	122	IKIDFA2.....	594	IMPSOC.....	483
I1CDUAGE.....	122	IILSDAGE.....	126	IMPSOCM.....	483
I1CGAVD.....	264	IILSDRC.....	109	IMPWEEKS.....	485
I1CGCRGP.....	263	IILSDYFU.....	126	IMPWORK.....	485
I1CGCRV.....	263	IIMARIT.....	608	IMPYDAYS.....	485
I1CGINCR.....	266	IIMCDCHP.....	600	IN30EST.....	58
I1CGINFL.....	266	IIMEDICR.....	600	INBSTWAY.....	57
I1CGIRTB.....	263	IIMJAGE.....	124	INCOME.....	602
I1CGLMR.....	267	IIMJFM.....	120	INDAYPMO.....	57

INDEX

INDAYPWK.....	58	IRCGPLN.....	264	IRMTHRC.....	111
INDAYPYR.....	57	IRCGRAGE.....	122	IRMTHYFU.....	129
INFOQLG.....	57	IRCGRFM.....	118	IROTHHLT.....	601
INFRAME3.....	168	IRCGRGDY.....	264	IROXYAGE.....	128
INHAGE.....	56	IRCGRGNM.....	265	IROXYFY.....	115
INHAGLST.....	313	IRCGRGWK.....	265	IROXYRC.....	110
INHCUTDN.....	238	IRCGROUT.....	264	IROXYFU.....	128
INHCUTEV.....	238	IRCGRRRC.....	105	IRPCPAGE.....	126
INHGY30A.....	58	IRCGRYFU.....	123	IRPCPRC.....	109
INHEMCTD.....	238	IRCGSAT.....	266	IRPCPYFU.....	127
INHEMOPB.....	238	IRCGSLHR.....	265	IRPINC3.....	596
INHEVER.....	55	IRCHMPUS.....	601	IRPIPLF.....	105
INHFLAG.....	135	IRCHWAGE.....	123	IRPIPMN.....	105
INHFMCTD.....	240	IRCHWFM.....	118	IRPRVHLT.....	601
INHFMFPB.....	240	IRCHWRC.....	106	IRSEDAGE.....	129
INHGTQVR.....	237	IRCHWYFU.....	123	IRSEDFY.....	117
INHKLPLMT.....	237	IRCIAGE.....	122	IRSEDRC.....	112
INHLOWTR.....	240	IRCIAGFM.....	118	IRSEDFYFU.....	130
INHLIMIT.....	237	IRCIAGRC.....	105	IRSEX.....	608
INHLOTTM.....	237	IRCIAGYFU.....	122	IRSLTAGE.....	123
INHLSACT.....	239	IRCOAGE.....	125	IRSLTRC.....	106
INHLSAFX.....	238	IRCOCFM.....	120	IRSLTYFU.....	123
INHMDAYS.....	151	IRCOCFY.....	113	IRSNFAGE.....	123
INHMFU.....	56	IRCOCRC.....	107	IRSNFFM.....	119
INHMLU.....	314	IRCOCYFU.....	125	IRSNFRC.....	106
INHMON.....	135	IRCRKAGE.....	125	IRSNFYFU.....	124
INHNDMOR.....	237	IRCRKFM.....	120	IRSTMAGE.....	129
INHNEWA.....	54	IRCRKFY.....	114	IRSTMFY.....	116
INHNEWB.....	55	IRCRKRC.....	108	IRSTMRC.....	111
INHNEWC.....	55	IRCRKYFU.....	125	IRSTMYFU.....	129
INHNEWD.....	55	IRECSAGE.....	127	IRTRNAGE.....	128
INHNEWE.....	55	IRECSRC.....	109	IRTRNFY.....	116
INHNLST.....	54	IRECSYFU.....	127	IRTRNRC.....	111
INHOSPYR.....	416	IREDUC2.....	608	IRTRNYFU.....	129
INHPDANG.....	240	IRFAMIN3.....	596	IRWELMOS.....	596
INHPHCTD.....	239	IRFAMPMT.....	595	JBSTATR2.....	616
INHPHLPB.....	239	IRFAMSOC.....	595	K6SCMAX.....	488
INHREC.....	56	IRFAMSSI.....	595	K6SCMON.....	487
INHSERPB.....	239	IRFAMSVF.....	596	K6SCYR.....	488
INHSDAYS.....	150	IRFAMSZ2.....	594	KETAFLGR.....	196
INHYSFU.....	56	IRFAMWAG.....	595	KETAMINE.....	188
INHYSU.....	313	IRFSTAMP.....	595	KETAMONR.....	196
INHYSR.....	135	IRHALAGE.....	126	KETAREC.....	192
INHYSRTOT.....	57	IRHALFM.....	121	KETAYRR.....	196
INLAST.....	167	IRHALFY.....	114	KLONOP12.....	144
INMONAVE.....	168	IRHALRC.....	108	KLONOPIN.....	76
INRECDK.....	168	IRHALYFU.....	126	LANGVER.....	604
INRECRE.....	168	IRHERAGE.....	125	LASTTXSP.....	408
INTOTFG.....	57	IRHERFM.....	121	LFSCWHW2.....	613
INWKAVE.....	169	IRHERFY.....	114	LFTSCHA2.....	614
INYRAVE.....	168	IRHERRC.....	108	LGAS.....	53
IONAMIN.....	87	IRHERYFU.....	125	LGAS2.....	141
IONAMIN2.....	147	IRHH65_2.....	593	LIBRIUM.....	78
IRALCAGE.....	124	IRHHSIZ2.....	593	LIBRIUM2.....	145
IRALCD5.....	119	IRINHAGE.....	127	LIFANXD.....	416
IRALCFM.....	119	IRINHFM.....	121	LIFASMA.....	417
IRALCFY.....	113	IRINHFY.....	115	LIFBRONC.....	417
IRALCRC.....	107	IRINHRC.....	110	LIFCIRR.....	417
IRALCYFU.....	124	IRINHYFU.....	127	LIFDEPRS.....	417
IRANLAGE.....	128	IRINSUR4.....	603	LIFDIAB.....	417
IRANLFY.....	115	IRKI17_2.....	593	LIFHARTD.....	417
IRANLRC.....	110	IRKIDFA2.....	594	LIFHBP.....	418
IRANLYFU.....	128	IRLSAGE.....	126	LIFHEPAT.....	418
IRCD2YFU.....	122	IRLSDRRC.....	109	LIFHIV.....	418
IRCDUAGE.....	122	IRLSDYFU.....	126	LIFLUNCA.....	418
IRCGAVD.....	264	IRMARIT.....	608	LIFNONE.....	420
IRCGCRGP.....	263	IRMCDCHP.....	600	LIFPANCR.....	418
IRCGCRV.....	263	IRMEDICR.....	600	LIFPNEU.....	418
IRCGINCR.....	266	IRMJAGE.....	124	LIFSINUS.....	419
IRCGINFL.....	266	IRMJFM.....	120	LIFSLPAP.....	419
IRCGIRTB.....	263	IRMJFY.....	113	LIFSTDS.....	419
IRCGLMR.....	267	IRMJRC.....	107	LIFSTROK.....	419
IRCGNCG.....	265	IRMJYFU.....	124	LIFTINN.....	419
IRCGNCTL.....	263	IRMTHAGE.....	129	LIFTUBRC.....	419
IRCGNINF.....	266	IRMTHFY.....	116	LIFULCER.....	420

INDEX

LIMBTRL2	145	MHPDFRE2	453	MMFPLOS2	295
LIMBTROL	78	MHPDMCD2	453	MMFREWHO	295
LMIYR_U	491	MHPDMCR2	453	MMFSELL	296
LMMIADAU	492	MHPDMIL2	453	MMGETMJ	283
LMMIYRU	491	MHPDOFM2	452	MMGGIVE	294
LOCDOC	411	MHPDPHI2	453	MMGKEEP	294
LOCHOSP	410	MHPDPRV2	453	MMGSELL	294
LOCJAIL	411	MHPDPUB2	453	MMIYR_U	491
LOCMHC	411	MHPDREH2	453	MMJNPCAT	285
LOCRFIN	410	MHPDSL2	452	MMJNPCTB	284
LOCRFOP	411	MHRCFID2	454	MMJNTLOO	284
LOCSHG	411	MHRCMIT2	454	MMJNTNUM	284
LOCSIZE	621	MHRCOST2	454	MMLS10GM	285
LOCTXER	411	MHRENUF2	454	MMLS5LBS	286
LS10	167	MHRFOUT2	455	MMLSGMS	285
LS16	167	MHRHAND2	455	MMLSLBS	286
LS22	167	MHRJOBS2	454	MMLSOZS	286
LSD	39	MHRNBRS2	454	MMLSPCAT	287
LSDAGE	48	MHRNCOV2	454	MMLSPCTB	286
LSDAGLST	310	MHRNOHP2	455	MMLSUNIT	285
LSDFLAG	134	MHRNOND2	454	MMT30FRQ	290
LSDMFU	49	MHRSOH2	455	MMTCLOSE	293
LSDMLU	311	MHRTIME2	455	MMTGIVE	294
LSDMON	134	MHRTRAN2	455	MMTJNTLS	290
LSDREC	49	MHRWHER2	454	MMTJNTNM	290
LSDYFU	48	MHSUIPLN	488	MMTJWRBC	290
LSDYLU	310	MHSUITHK	488	MMTJWRTH	291
LSDYR	134	MHSUITRY	488	MMTKEEP	293
LSFRAME3	166	MHSUTK_U	488	MMTLGMS	291
LSLAST	166	ML_CAT_U	491	MMTLOZS	291
LSMONAVE	167	MILSTAT	605	MMTLUNIT	291
LSRECDK	166	MILTOWN	78	MMTLWRBC	292
LSRECRE	166	MILTOWN2	145	MMTLWRTH	292
LSWKAVE	167	MJAFU	150	MMTPLACE	293
LSYRAVE	166	MJAGE	26	MMTPLOS2	293
LUNCALIF	431	MJDAY30A	28	MMTRADE	289
LUNCAYR	431	MJEVER	26	MMTRD30D	289
MAIN102	627	MJFQFLG	27	MMTRDREC	290
MAZANOR	87	MJFRAME3	161	MMTRDWHO	292
MAZANOR2	147	MJLAST3	161	MMTSELL	294
MAZINDOL	147	MJMFU	26	MORPHIN2	142
MDEIMPY	576	MJMONAVE	162	MORPHINE	61
MEDICARE	597	MJOFLAG	138	MOVEPYR2	611
MEDMJALL	208	MJOMON2	139	MOVYRFRG	611
MEDMJST2	208	MJOYR2	138	MR30EST	29
MEDMJYR	208	MJPBTFRM	297	MRBSTWAY	27
MEPROB	78	MJPBTPL3	297	MRDAYPMO	28
MEPROB2	145	MJPFREGT	297	MRDAYPWK	28
MEPROBPD	146	MJPFRL2	298	MRDAYPYR	28
MESC	39	MJPGOT	297	MRJAGLST	299
MESC2	141	MJPRIOR	350	MRJCUTDN	221
METHAGE	94	MJPRIYR	350	MRJCUTEV	221
METHAQ	97	MJPRNOYR	350	MRJEMCTD	221
METHAQ2	148	MJREC	27	MRJEMOPB	221
METHDES	85	MJRECDK	161	MRJFLAG	133
METHDES2	146	MJRECRE	161	MRJFMCTD	223
METHDEXM	148	MJWKAVE	162	MRJFMFPB	223
METHDON	61	MJYFU	26	MRJGTOVR	220
METHDON2	142	MJYRAVE	162	MRJKPLMT	220
METHMFU	95	MJYRTOT	27	MRJLAWTR	223
METHMLU	319	MMBATJOB	288	MRJLIMIT	220
METHREC	95	MMBCLOSE	289	MRJLOTTM	219
METHYFU	94	MMBGIVE	289	MRJLSACT	222
METHYLU	319	MMBPLACE	288	MRJLSEFX	220
MHASPTR2	456	MMBPLOS2	288	MRJMDAYS	151
MHLCLNC3	451	MMBSELL	289	MRJMLU	300
MHLDOC3	451	MMBT30DY	284	MRJMON	133
MHLDTMT3	452	MMBTPYR	283	MRJNDMOR	220
MHLMNT3	451	MMBTREC1	283	MRJPDANG	223
MHLOTH3	452	MMBTREC2	283	MRJPHCTD	222
MHLSCHL3	452	MMBUYWHO	287	MRJPHLPB	222
MHLTHER3	451	MMFCLOSE	296	MRJSERP	222
MHNSPTR2	455	MMFGIVE	296	MRJYDAYS	150
MHOSPTR2	455	MMFKEEP	296	MRJYLU	299
MHPDEMP2	453	MMFPLACE	295	MRJYR	133

INDEX

MRJYRBFR.....	299	NDMRLMCV.....	384	NMVSOPT2.....	425
MRTOTFG.....	27	NDMRNBR.....	385	NOBOOKY2.....	275
MTABSTWY.....	181	NDMRNHCV.....	383	NODR30A.....	25
MTADYPMO.....	182	NDMRNHLP.....	385	NOMARR2.....	605
MTADYPWK.....	182	NDMRNOND.....	385	NRCH17_2.....	593
MTADYPYR.....	182	NDMRNTSP.....	384	OBLA.....	87
MTAFQFLG.....	181	NDMROPEN.....	384	OBLA2.....	147
MTANDLRC.....	179	NDMRREDY.....	384	OSTNEEDL.....	182
MTBSTWAY.....	96	NDMRSOR.....	386	OSTNLREC.....	183
MTDAYPMO.....	96	NDMRTYPE.....	384	OTCFLAG.....	192
MTDAYPWK.....	96	NDMRWHER.....	384	OTDGNDLA.....	184
MTDAYPYR.....	96	NDSSANSP.....	268	OTDGNDLB.....	185
MTFQFLG.....	95	NDSSDNSP.....	268	OTDGNDLCL.....	185
MTHAAGE.....	180	NDTMRALC.....	375	OTDGNDLCL.....	186
MTHAGLST.....	319	NDTMRANL.....	376	OTDGNDLCL.....	186
MTHAMFU.....	181	NDTMRCOC.....	375	OTDGNEDL.....	183
MTHAMP.....	178	NDTMREFT.....	383	OTHANL.....	143
MTHANEDL.....	179	NDTMRHAL.....	375	OTHINS.....	603
MTHAREC.....	178	NDTMRHER.....	375	OTHSED.....	149
MTHAYFU.....	180	NDTMRINH.....	375	OTHSTM.....	147
MTHAYTOT.....	181	NDTMRMJ.....	375	OTHTRN.....	145
MTHDEAL2.....	358	NDTMRMTH.....	376	OXBSTWAY.....	74
MTHDEALR.....	340	NDTMRSED.....	376	OXDAYPMO.....	74
MTHEVCK.....	179	NDTMRSTM.....	376	OXDAYPWK.....	75
MTHFFBOT.....	341	NDTMRTRN.....	376	OXDAYPYR.....	74
MTHFFBY2.....	366	NDTXALCR.....	376	OXFQFLG.....	74
MTHFFDL2.....	366	NDTXANLR.....	378	OXTOTFG.....	74
MTHFFDLR.....	342	NDTXBUSY.....	383	OXYAGLST.....	315
MTHFFFLAS.....	343	NDTXCOCR.....	377	OXYCAGE.....	72
MTHFFFLSP.....	343	NDTXDG1R.....	379	OXYCMFU.....	73
MTHFFNET.....	342	NDTXDG2R.....	379	OXYCMLU.....	316
MTHFFNT2.....	366	NDTXDG3R.....	379	OXYCOPD2.....	144
MTHFFOSP.....	342	NDTXDG4R.....	380	OXYCONTN.....	62
MTHFFOT2.....	367	NDTXDG5R.....	380	OXYCREC.....	73
MTHFFOTH.....	342	NDTXEFTR.....	380	OXYCYFU.....	73
MTHFFRE2.....	366	NDTXFOUT.....	383	OXYCYLU.....	315
MTHFFREE.....	341	NDTXHALR.....	377	OXYFLAG.....	135
MTHFFTAKE.....	342	NDTXHERR.....	377	OXYMON.....	135
MTHFFTK2.....	366	NDTXHNDL.....	382	OXYR.....	135
MTHFLAG.....	136	NDTXINHR.....	378	OXYRTOT.....	74
MTHFRBUY.....	340	NDTXJOB.....	382	PANCRLIF.....	431
MTHFRBY2.....	358	NDTXLMCV.....	380	PANCRYR.....	431
MTHFRFE2.....	357	NDTXMJR.....	377	PARCHKH.....	474
MTHFRFRE.....	340	NDTXMORE.....	374	PARHLPHW.....	474
MTHFRFK2.....	358	NDTXNBR.....	382	PARLMTSN.....	475
MTHFRFKE.....	340	NDTXNEDR.....	374	PAROL.....	282
MTHGTLA2.....	343	NDTXNHCV.....	380	PAROLREL.....	279
MTHGTOS2.....	343	NDTXNHLP.....	382	PCP.....	39
MTHINET.....	341	NDTXNOND.....	382	PCPAGE.....	49
MTHINET2.....	358	NDTXNTSP.....	381	PCPAGLST.....	311
MTHLTSC4.....	352	NDTXOPEN.....	381	PCPFLAG.....	134
MTHMON.....	136	NDTXREDY.....	381	PCPMFU.....	50
MTHNCFLG.....	318	NDTXSEDR.....	379	PCPMLU.....	312
MTHNEEDL.....	178	NDTXSODR.....	379	PCPMON.....	134
MTHNORSN.....	179	NDTXSOR.....	383	PCPREC.....	50
MTHNOSP.....	180	NDTXSTMR.....	378	PCPYFU.....	49
MTHOTH2.....	341	NDTXTRNR.....	378	PCPYLU.....	311
MTHOTHW2.....	358	NDTXTYPE.....	381	PCPYR.....	134
MTHOTHWY.....	341	NDTXWHER.....	381	PDEN10.....	626
MTHSRCF2.....	361	NEDCOC.....	194	PERCTYL2.....	142
MTHYR.....	136	NEDFLG01.....	194	PERCTYLX.....	59
MTHYRTOT.....	95	NEDHER.....	194	PEYOTE.....	39
MTNDLREC.....	178	NEDLRECR.....	193	PEYOTE2.....	140
MTOTFG.....	95	NEDMTH.....	195	PHENCOD.....	62
MUSCRELX.....	146	NEDSTM.....	195	PHENCOD2.....	142
MVIN5YR2.....	474	NEMBBAR2.....	148	PHENOBAR.....	99
MXMJPNLT.....	281	NEMBBARB.....	97	PHENOBR2.....	148
NDEFALC.....	412	NEWFACE2.....	609	PIPE30DY.....	21
NDEFIA.....	413	NILALMON.....	140	PIPEVER.....	21
NDEFIL.....	413	NITOXID.....	53	PIPFLAG.....	131
NDLREC06.....	194	NITOXID2.....	141	PIPMON.....	131
NDMRBUSY.....	385	NMERTMT2.....	416	PLACIDY2.....	148
NDMRFOUT.....	386	NMHSPTR2.....	455	PLACIDYL.....	99
NDMRHNDL.....	385	NMNGTHS2.....	416	PLCYCOV.....	621
NDMRJOB.....	385	NMVSOEST.....	425	PLEGINE.....	87

INDEX

PLEGINE2	147	RKDIFLSD	200	SEDFRFE2	357
PNEULIF	432	RKFQDBLT	202	SEDFRFRE	344
PNEUYR	432	RKFQDNDR	201	SEDFRTK2	357
POVERTY2	602	RKFQPBLT	202	SEDFRTKE	345
PR09	169	RKFQRSKY	201	SEDGTLA2	348
PR10	169	RKHERREG	199	SEDGTOS2	348
PR11	170	RKLSDRREG	199	SEDGTOVR	257
PR12	170	RKTRYHER	199	SEDINET	345
PR13	170	RKTRYLSD	198	SEDINET2	357
PR19	170	RLGATTD	478	SEDKPLMT	257
PR20	170	RLGDCSN	478	SEDLAWTR	261
PR21	170	RLGFRND	478	SEDLIMIT	257
PR22	171	RLGIMPT	478	SEDLLOTTM	257
PR23	171	ROHYPNL2	145	SEDLFACT	260
PRALDLY2	476	ROHYPNOL	78	SEDLSEFX	258
PRBSOLV2	477	RSKDIFMJ	200	SEDLTS2	352
PRBSTWAY	71	RSKMJOCC	198	SEDMFU	103
PRCHORE2	475	RSKMJREG	198	SEDMLU	320
PRDAYPMO	72	RSKPKCIG	198	SEDMON	137
PRDAYPWK	72	RSKSELL	201	SEDNDMOR	258
PRDAYPYR	71	RSNMJRMO	207	SEDNEWA	100
PREG	429	RSNOMRJ	207	SEDNEWB	101
PREG2	429	RTDALHAL	149	SEDNEWC	101
PREGAGE2	609	SALVDIV	188	SEDNEWD	101
PREGNANT	416	SALVFLGR	196	SEDNEWE	101
PREGPGM2	478	SALVMONR	197	SEDNOLST	99
PRELUDIN	88	SALVREC	192	SEDOHS2	345
PRELUDN2	147	SALVYRR	196	SEDOHSW2	357
PREVIOL2	477	SANOREX	88	SEDOHSWY	345
PRFQFLG	71	SANOREX2	147	SEDPDANG	261
PRGDJOB2	475	SCHDSICK	612	SEDPHCTD	260
PRLMTTV2	475	SCHDSKIP	612	SEDPHLPB	260
PRMJEV2	476	SCHENRL	611	SEDREC	103
PRMJMO	476	SCHFELT	474	SEDRX1D2	356
PROB	282	SDNTFTPT	612	SEDRX1DR	344
PROBATON	279	SEDAGE	102	SEDRXDRS	344
PROCODNP	143	SEDAGLST	320	SEDRXDS2	356
PROPOXY	62	SEDCARD	97	SEDRXFAK	344
PROPOXY2	143	SEDCUT1X	258	SEDRXFK2	357
PRPKCIG2	476	SEDCUTDN	258	SEDSERP	261
PRPROUD2	475	SEDCUTEV	258	SEDSRCF2	360
PRRECDK	169	SEDDAFLG	256	SEDSTOL2	357
PRRECRE	169	SEDDAL2	357	SEDSTOLE	344
PRTALK3	477	SEDDALR	345	SEDWD1SX	259
PRTOTFG	71	SEDEMCTD	260	SEDWDSMT	259
PRVDRGO2	477	SEDEMOPB	259	SEDYFU	102
PRVHLTIN	597	SEDEVER	102	SEDYLU	320
PRXRETRY	625	SEDOFF1D2	365	SEDYR	137
PRXYDATA	595	SEDOFF1DR	346	SEDYRTOT	103
PSILCY	40	SEDOFFAK2	365	SERAX	79
PSILCY2	141	SEDOFFAKE	346	SERAX2	145
PSYAGE2	137	SEDOFFBOT	347	SERVICE	605
PSYFLAG2	137	SEDOFFBY2	365	SEXAGE	609
PSYMON2	137	SEDOFFDL2	366	SEXFACE	610
PSYFU2	138	SEDOFFDLR	347	SHSWANGR	552
PSYR2	137	SEDOFFDRS	346	SHSWBRK	551
QUARTER	604	SEDOFFDS2	365	SHSWDPR	551
QUESTID2	3	SEDOFFLAS	348	SHSWFEAT	552
RDIFCOC	204	SEDOFFLSP	348	SHSWFEA	551
RDIFCRK	204	SEDOFFNET	347	SHSWFITE	552
RDIFHER	204	SEDOFFNT2	366	SHSWFMLY	552
RDIFLSD	204	SEDOFFOSP	347	SHSWFRND	552
RDIFMJ	204	SEDOFFOT2	366	SHSWMEND	552
RESIDVST	539	SEDOFFOTH	347	SHSWOTH2	552
RESTTMA2	148	SEDOFFRE2	365	SHSWOTPP	552
RESTTMAZ	97	SEDOFFREE	346	SHSWSCHL	552
RITMPHE2	146	SEDOFFST2	365	SHSWSUI	551
RITMPHEN	85	SEDOFFSTL	346	SIMHANG2	543
RK5ALDLY	200	SEDOFFTAK	347	SIMHBRK2	542
RK5ALWK	200	SEDOFFTK2	365	SIMHDPR2	542
RKCOCOC	199	SEDOFLAG	137	SIMHEAT2	543
RKCOCREG	199	SEDFMCTD	262	SIMHFEA2	542
RKDIFCOC	200	SEDFMFPPB	261	SIMHFIT2	543
RKDIFCRK	201	SEDFRBUY	345	SIMHFML2	543
RKDIFHER	201	SEDFRBY2	357	SIMHFRD2	543

INDEX

SIMHMEN2.....	544	SOMHOTPP.....	547	STMFFST2.....	364
SIMHOTH3.....	544	SOMHSCHL.....	547	STMFFSTL.....	337
SIMHOTP2.....	544	SOMHSUI.....	545	STMFFTAK.....	338
SIMHSCH2.....	544	SPCALNIL.....	407	STMFFTK2.....	364
SIMHSUI2.....	542	SPCILNAL.....	408	STMFLAG.....	136
SINUSLIF.....	432	SPDMON.....	487	STMFLBLU.....	253
SINUSYR.....	432	SPDYR.....	488	STMFMCTD.....	256
SK65A.....	62	SPECTALC.....	406	STMFMFPB.....	256
SK65A2.....	143	SPECTILL.....	406	STMFRBUY.....	335
SLPAPLIF.....	432	SPILANAL.....	408	STMFRBY2.....	356
SLPAPYR.....	432	SPILLALC.....	408	STMFRFE2.....	356
SLT30BR2.....	17	SPINVST2.....	541	STMFRFRE.....	335
SLT30FAV.....	17	SPOUTVST.....	541	STMFRTK2.....	356
SLTMFU.....	16	SPPAINT.....	53	STMFRKE.....	335
SLTREC.....	16	SPPAINT2.....	141	STMGTLA2.....	339
SLTTRY.....	15	ST09.....	172	STMGTOS2.....	339
SLTYFU.....	16	ST10.....	173	STMGTQVR.....	251
SMHANGR2.....	549	ST11.....	173	STMINET.....	336
SMHBRK2.....	549	ST12.....	173	STMINET2.....	356
SMHDPR2.....	548	ST13.....	173	STMKPLMT.....	251
SMHEAT2.....	549	ST19.....	173	STMLAWTR.....	255
SMHFEA2.....	548	ST20.....	174	STMLIMIT.....	251
SMHFITE2.....	549	ST21.....	174	STMLOTTM.....	250
SMHFMLY2.....	550	ST22.....	174	STMLSACT.....	255
SMHFRND2.....	550	ST23.....	174	STMLSEFX.....	252
SMHMEND2.....	551	STADOL.....	62	STMLTS2.....	352
SMHOTH3.....	551	STADOL2.....	143	STMMON.....	136
SMHOTPP2.....	550	STBSTWAY.....	93	STMNDMOR.....	251
SMHSCHL2.....	550	STDAYPMO.....	93	STMNOLST.....	88
SMHSUI2.....	548	STDAYPWK.....	94	STMOTHS2.....	336
SMHVST2.....	541	STDAYPYR.....	93	STMOTHW2.....	356
SMIDA2_U.....	491	STDLSIF.....	432	STMOTHWY.....	336
SMIPP_U.....	490	STDYSR.....	432	STMPDANG.....	255
SMIYR_U.....	490	STFQFLG.....	93	STMPHCTD.....	254
SMKFLAG.....	131	STIMAGE.....	91	STMPHLPB.....	254
SMKMON.....	131	STIMMFU.....	92	STMRX1D2.....	355
SMKYR.....	131	STIMMLU.....	318	STMRX1DR.....	334
MMIYR_U.....	490	STIMNEWA.....	89	STMRXDRS.....	334
SN30EST.....	12	STIMNEWB.....	90	STMRXDS2.....	355
SNF30BR2.....	12	STIMNEWC.....	90	STMRXFAK.....	335
SNF30USE.....	12	STIMNEWD.....	90	STMRXFK2.....	355
SNFAGLST.....	302	STIMNEWE.....	90	STMSERP.....	255
SNFAMJEV.....	458	STIMREC.....	92	STMSRCF2.....	360
SNFEVER.....	10	STIMYFU.....	91	STMSTOL2.....	355
SNFFLAG.....	132	STIMYLU.....	318	STMSTOLE.....	335
SNFMON.....	132	STMAGLST.....	317	STMWD2SX.....	253
SNFREC.....	11	STMCARD.....	86	STMWDSMT.....	253
SNFYR.....	132	STMCUT1X.....	252	STMYDAYS.....	150
SNMOV5Y2.....	457	STMCUTDN.....	252	STMYR.....	136
SNRLDCSN.....	458	STMCUTEV.....	252	STMYRTOT.....	92
SNRLFRND.....	459	STMDAFLG.....	256	STNDALC.....	474
SNRLGIMP.....	458	STMDAL2.....	356	STNDDNK.....	474
SNRLGSVC.....	458	STMDALR.....	336	STNDSCIG.....	474
SNUFMFU.....	11	STMEMCTD.....	254	STNDSMJ.....	474
SNUFMLU.....	303	STMEMOPB.....	254	STNEDL06.....	193
SNUFTRY.....	10	STMEVER.....	91	STNEEDLR.....	193
SNUFYFU.....	11	STMFF1D2.....	364	STNLRC06.....	194
SNUFYLU.....	302	STMFF1DR.....	336	STNLRECR.....	193
SNYATTAK.....	457	STMFFAK2.....	364	STRECDK.....	172
SNYSELL.....	457	STMFFAKE.....	337	STRECRE.....	173
SNYSTOLE.....	457	STMFFBOT.....	337	STROKLIF.....	432
SOLVENT.....	53	STMFFBY2.....	364	STROKYR.....	432
SOLVENT2.....	141	STMFFDL2.....	364	STTOTFG.....	92
SOMA.....	79	STMFFDLR.....	338	SUICPLAN.....	486
SOMA2.....	145	STMFFDRS.....	337	SUICTHNK.....	485
SOMHANGR.....	546	STMFFDS2.....	364	SUICTRY.....	486
SOMHBRK.....	545	STMFFLAS.....	339	SUMAGE.....	138
SOMHDPR.....	545	STMFFLSP.....	340	SUMFLAG.....	138
SOMHEAT.....	546	STMFFNET.....	338	SUMMON.....	138
SOMHFEA.....	545	STMFFNT2.....	365	SUMYFU.....	138
SOMHFITE.....	546	STMFFOSP.....	338	SUMYR.....	138
SOMHFMLY.....	546	STMFFOT2.....	365	SV09.....	174
SOMHFRND.....	547	STMFFOTH.....	338	SV10.....	175
SOMHMEND.....	547	STMFFRE2.....	364	SV11.....	175
SOMHOTH2.....	548	STMFFREE.....	337	SV12.....	175

INDEX

SV13	175	TRNFFBY2	363	TX12SGAD	400
SVBSTWAY	104	TRNFFDL2	363	TXALCDAG	397
SVDAYPMO	104	TRNFFDLR	332	TXALCDEV	396
SVDAYPWK	104	TRNFFDRS	331	TXALNOIL	402
SVDAYPYR	104	TRNFFDS2	363	TXALONAG	396
SVFQFLG	103	TRNFFFLAS	334	TXALONEV	395
SVRECDK	174	TRNFFFLSP	334	TXDRGAAG	397
SVRECRE	175	TRNFFNET	332	TXDRGAEV	397
SVTOTFG	103	TRNFFNT2	363	TXDRONAG	396
TALACEN	63	TRNFFOSP	333	TXDRONEV	396
TALACEN2	143	TRNFFOT2	364	TXENROLL	395
TALKPROB	477	TRNFFOTH	332	TXEVER	368
TALWIN	63	TRNFFRE2	363	TXFGADAG	400
TALWIN2	143	TRNFFREE	331	TXFGALAG	399
TALWINNX	63	TRNFFST2	363	TXFGDGAG	399
TALWINX2	143	TRNFFSTL	331	TXGAPALC	413
TCHGJOB	474	TRNFFTAK	332	TXGPILAL	413
TELNO2	614	TRNFFT2	363	TXILALEV	402
TENUATE	88	TRNFMCTD	250	TXILANAL	402
TENUATE2	147	TRNFMFPB	250	TXILLALC	402
THERVST	540	TRNFRBUY	329	TXILNOAL	402
TINNLIF	433	TRNFRBY2	354	TXLASREC	386
TINNYR	433	TRNFRFE2	354	TXLTALC2	403
TOBALCMN	140	TRNFRFRE	329	TXLTANL2	403
TOBFLAG	132	TRNFRTK2	355	TXLTCOC2	403
TOBMON	132	TRNFRTKE	330	TXLTHAL2	403
TOBYR	132	TRNGTLA2	333	TXLTHER2	403
TOTCOKE	162	TRNGTOS2	333	TXLTILL2	403
TOTCRACK	164	TRNGTOVR	246	TXLTINH2	403
TOTDRINK	160	TRNINET	330	TXLTMJ2	403
TOTHALL	166	TRNINET2	355	TXLTSED2	403
TOTHERO	165	TRNKPLMT	247	TXLTSTM2	403
TOTINHAL	168	TRNLAWTR	250	TXLTTN2	403
TOTMJ	161	TRNLIMIT	246	TXLTALC	387
TR09	171	TRNLOTTM	246	TXLTYANL	389
TR10	172	TRNLFACT	249	TXLTYCOC	388
TR11	172	TRNLSEFX	247	TXLTYDU2	391
TR12	172	TRNLTS2	351	TXLTYHAL	388
TR13	172	TRNNDMOR	247	TXLTYHER	388
TRAMADL2	143	TRNOLST	79	TXLTYINH	389
TRAMADOL	63	TRNOLST2	330	TXLTYMJ	388
TRAMADP	144	TRNOLST2	355	TXLTYMN2	387
TRANAGE	82	TRNOLST2	330	TXLTYOU2	390
TRANMFU	83	TRNPDANG	249	TXLTYSED	390
TRANMLU	317	TRNPHCTD	249	TXLTYSED	390
TRANREC	83	TRNPHLPB	248	TXLTYSTM	389
TRANXEN2	145	TRNRX1D2	354	TXLTYTRN	389
TRANXENE	79	TRNRX1DR	328	TXNDILAL	412
TRANYFU	82	TRNRXDRS	329	TXNEDALC	411
TRANYLU	316	TRNRXDS2	354	TXNOSPEC	413
TRBSTWAY	84	TRNRXFAK	329	TXPCAD2	404
TRDAYPMO	84	TRNRXFK2	354	TXPCARE2	404
TRDAYPWK	84	TRNSERPB	249	TXPCORT2	404
TRDAYPYR	84	TRNSRCF2	360	TXPEMPL2	404
TRFQFLG	83	TRNSTOL2	354	TXPFMLY2	404
TRIMEST	429	TRNSTOLE	329	TXPINS2	404
TRNAGLST	316	TRNYRTOT	83	TXPMILC2	404
TRNCARD	77	TRQFLAG	135	TXPPUBP2	404
TRNCUTDN	247	TRQMON	135	TXPSAVE2	404
TRNCUTEV	248	TRQYR	135	TXPYCAID	392
TRNDEAL2	355	TRRECDK	171	TXPYCARE	391
TRNDEALR	330	TRRECRE	171	TXPYCORT	393
TRNEMCTD	248	TRTOTFG	83	TXPYEMPL	393
TRNEMOPB	248	TRYPFLGR	197	TXPYFMLY	392
TRNEVER	82	TRYPMONR	197	TXPYFRE	394
TRNEWA	80	TRYPREC	192	TXPYINS	391
TRNEWB	81	TRYPTMN	188	TXPYMILC	393
TRNEWC	81	TRYPYRR	197	TXPYPUBP	392
TRNEWD	81	TSTHIRE	622	TXPYSAVE	392
TRNEWE	81	TSTRAND	622	TXPYSOS	394
TRNFF1D2	362	TUBRCLIF	433	TXPYS2	394
TRNFF1DR	331	TUBRCYR	433	TXRCVNOW	374
TRNFFAK2	363	TUINAL	99	TXRNBUSY	415
TRNFFAKE	331	TUINAL2	149	TXRNFOUT	415
TRNFFBOT	332	TX12MSHG	400	TXRNHNDL	414

INDEX

TXRNJOB	414	VEREP	629	YESCHACT	471
TXRNLMCV	413	VESTR	629	YESCHFLT	460
TXRNNBR	414	VICOLOR	59	YESCHIMP	461
TXRNNHCV	413	VICOLOR2	142	YESCHINT	461
TXRNNHLP	414	VISTAR	79	YESCHWRK	461
TXRNNOND	414	VISTAR2	145	YESLFHLP	471
TXRNNSTP	414	WHODASC2	489	YESTSALC	462
TXRNTSP	414	WHODASC3	489	YESTSCIG	462
TXRNOPEN	414	WKDRGED	621	YESTSDNK	463
TXRNTYPE	414	WORKBLAH	620	YESTSMJ	462
TXRNWHER	414	WORKDAYS	620	YETCGJOB	461
TXSHGFLG	401	WORKRAND	623	YETLKBGF	469
TXYADAAG	399	WRKBZCA2	618	YETLKNON	469
TXYADDAG	399	WRKBZCY2	620	YETLKOTA	469
TXYALAGE	397	WRKEDYR	618	YETLKPAP	469
TXYALDAG	398	WRKHAVJB	616	YETLKSOP	470
TXYALDRG	398	WRKHIRE	623	YEVOPRV	470
TXYDRAAG	398	WRKHSRW2	616	YEYARGUP	465
TXYDRAGE	398	WRKIDST2	617	YEYATTAK	466
TXYDRALC	398	WRKIDS2	619	YEYFGTGP	465
TXYRADG	368	WRKJOBS2	618	YEYFGTSW	465
TXYRDCAD	371	WRKLSTY2	619	YEYHGUN	465
TXYRDOC	371	WRKOCUP2	617	YEYSELL	466
TXYRDTXO	395	WRKOCUY2	620	YEYSTOLE	466
TXYRERAD	371	WRKSLFEM	618	YFLADLY2	476
TXYREVER	368	WRKUNEMP	618	YFLMJMO	476
TXYRHOSP	369	WRKUNWKS	619	YFLPKCG2	476
TXYRHPAD	369	WSPDSC2	489	YFLTMRJ2	476
TXYRINAD	369	WTANSWER	424	YFOST	537
TXYRJAIL	372	WTPOUND2	425	YHBCHMDE	574
TXYRJLAD	372	XNAXATV2	144	YHLMDE	574
TXYRMHAD	370	XNAXATVN	76	YHOME	537
TXYRMHC	370	YALTMDE	575	YHOSP	537
TXYRNME2	374	YCLIN	537	YJAIL	538
TXYROTAD	373	YCOUNMDE	574	YMDEADA	573
TXYROTS2	373	YDAYTRT	537	YMDEHARX	575
TXYRPOAD	370	YDOCMDE	573	YMDEHPO	575
TXYRRFIN	369	YEATNDYR	460	YMDEHPRX	575
TXYRRFOP	370	YECOMACT	471	YMDEIMDA	576
TXYRSGAD	372	YEDECLAS	472	YMDELT	572
TXYRSHG	372	YEDERGLR	472	YMDERXO2	575
TXYRSOP	373	YEDESPCL	472	YMDETXR	573
TXYRTXER	371	YEDGPRGP	470	YMDEYR	573
TXYRVSER	373	YEFAIACT	471	YNURSMDE	574
UADBAR	588	YEFALDLY	469	YO_MDEA1	564
UADBUND	590	YEFMJEV	468	YO_MDEA2	564
UADBWHO	589	YEFMJMO	468	YO_MDEA3	564
UADCAG	590	YEFPKCIG	468	YO_MDEA4	565
UADCAR	588	YEGALDLY	468	YO_MDEA5	565
UADEVNT	588	YEGMJEV	467	YO_MDEA6	565
UADFRD	590	YEGMJMO	468	YO_MDEA7	565
UADFWHO	590	YEGPKCIG	467	YO_MDEA8	565
UADHOME	588	YEHMSLYR	460	YO_MDEA9	565
UADMONY	589	YELSTGRD	462	YOATTAK2	476
UADOTHM	588	YEMOV5Y2	460	YOCOUNS	570
UADOTSP	589	YEOHACT	472	YODPDISC	555
UADPAID	589	YEPALDLY	467	YODPLSIN	556
UADPEOP	588	YEPCHKHW	463	YODPPROB	557
UADPLACE	589	YEPCHORE	463	YODPR2WK	556
UADPUBL	588	YEPGDJOB	464	YODPREV	555
UADROTH	589	YEPHLPWH	463	YODSCEV	555
UADSCHL	588	YEPLMTSN	464	YODSLSIN	556
ULCERLIF	433	YEPLMTTV	464	YODSMMDE	565
ULCERYR	433	YEPMJEV	467	YOFAMDOC	569
ULTRAM	63	YEPMJMO	467	YOFIGHT2	475
ULTRAM2	143	YEPKPKCIG	466	YOGRPFT2	475
USALCTST	622	YEPPROUD	464	YOHERBAL	570
USDRGTST	622	YEPBBSLV	470	YOHGUN2	475
USEACM	322	YEPRGSTD	471	YOLOSEV	555
USEALCG	321	YEPRTDNG	470	YOLSI2WK	556
USEALMJ	321	YEPVNTYR	472	YOMDMDE	573
USEMJCG	321	YERLDCSN	473	YOMHMD	574
USENEXT	322	YERLFRND	473	YONURSE	570
VALMDIA2	144	YERLGIMP	473	YOOTHD	569
VALMDIAZ	76	YERLGSVC	473	YOOTHHLP	570

INDEX

YOOHMHHP	570	YRHIV	421	YUHOSCHL	517
YOPB2WK	567	YRLUNCA	422	YUHOSOR	517
YOPBAGE	566	YRNONE	423	YUHOSPN2	515
YOPBDLYA	566	YRPNCR	422	YUHOSPYR	515
YOPBINTF	566	YRPNBU	422	YUHOSUIC	515
YOPBNUM	566	YRSINUS	422	YUIHANGR	529
YOPBRMBR	566	YRSLPAP	422	YUIHBKRU	529
YOPSDAYS	568	YRSTDS	422	YUIHDEPR	528
YOPSHMGT	567	YRSTROK	423	YUIHEATP	529
YOPSRELS	568	YRTINN	423	YUIHFEAR	529
YOPSSOC	568	YRTUBRC	423	YUIHFITE	529
YOPSWORK	567	YRULCER	423	YUIHFMLY	529
YOPSYCH	569	YRXMDEYR	573	YUIHFRND	530
YOPSYMD	569	YSDSHOME	575	YUIHOTPP	530
YORELIG	570	YSDSOVRL	576	YUIHSCHL	530
YORX12MO	571	YSDSREL	576	YUIHSOR	530
YORXHLP	571	YSDSSOC	576	YUIHSUIC	528
YORXNOW	571	YSDSWRK	575	YUIHTPN2	528
YOSEEDOC	569	YSHSW	538	YUIHTPYR	528
YOSELL2	475	YSOCMDE	574	YUJVDTN2	535
YOSOCWRK	570	YSPEC	538	YUJVDTON	535
YOSTOLE2	476	YTHACT2	478	YUJVDTYR	536
YOTHMDE	574	YTHER	537	YUMHANGR	525
YOTMTHLP	571	YTXMDEYR	573	YUMHBKRU	524
YOTMTNOW	571	YUDYANGR	522	YUMHCRN2	524
YOWRAGE	558	YUDYBKRU	522	YUMHCRYR	523
YOWRCHR	557	YUDYDEPR	522	YUMHDEPR	524
YOWRCONC	562	YUDYEATP	522	YUMHEATP	524
YOWRDBTR	563	YUDYFEAR	522	YUMHFEAR	524
YOWRDCSN	563	YUDYFITE	523	YUMHFITE	525
YOWRDEPR	558	YUDYFMLY	523	YUMHFMLY	525
YOWRDIET	560	YUDYFRND	523	YUMHFRND	525
YOWRDISC	558	YUDYOTPP	523	YUMHOTPP	525
YOWRDLOT	563	YUDYSCHL	523	YUMHSCHL	525
YOWRDST	557	YUDYSOR	523	YUMHSOR	525
YOWRELES	559	YUDYSUIC	522	YUMHSUIC	524
YOWREMOR	559	YUDYTXN2	521	YURSANGR	518
YOWRENRG	561	YUDYTXYR	521	YURSBKRU	518
YOWRGAIN	559	YUFCANGR	520	YURSDEPR	517
YOWRGNL2	560	YUFCARN2	519	YURSEATP	518
YOWRGROW	560	YUFCARYR	519	YURSFEAR	518
YOWRHRS	556	YUFCBKRU	520	YURSFITE	518
YOWRIMP	557	YUFCDEPR	520	YURSFMLY	518
YOWRJINO	562	YUFCEATP	520	YURSFRND	518
YOWRJITT	562	YUFCFEAR	520	YURSIDN2	517
YOWRLOSE	560	YUFCFITE	520	YURSIDYR	517
YOWRLSIN	559	YUFCFMLY	520	YURSOTPP	519
YOWRLSL2	561	YUFCFRND	521	YURSSCHL	519
YOWRNOGD	563	YUFCOTPP	521	YURSSOR	519
YOWRPLSR	559	YUFCSCHL	521	YURSSUIC	517
YOWRPREG	560	YUFCSOR	521	YUSCEMYR	535
YOWRPROB	558	YUFCSUIC	519	YUSCPGYR	535
YOWRSATP	564	YUFDANGR	531	YUSWANGR	534
YOWRSLEP	561	YUFDBKRU	531	YUSWBKRU	533
YOWRSLNO	562	YUFDDEPR	531	YUSWDEPR	533
YOWRSLOW	561	YUFDDEPR	531	YUSWEATP	533
YOWRSMOR	561	YUFDDEPR	531	YUSWFEAR	533
YOWRSPLN	564	YUFDDEPR	531	YUSWFITE	534
YOWRSTHK	564	YUFDDEPR	531	YUSWFMLY	534
YOWRTHOT	562	YUFDDEPR	531	YUSWFRND	534
YOWRWRTH	563	YUFDDEPR	531	YUSWOTPP	534
YPED	537	YUFDDEPR	531	YUSWSCHL	534
YPSY1MDE	573	YUFDDEPR	531	YUSWSCYR	533
YPSY2MDE	573	YUFDDEPR	531	YUSWSOR	535
YRANXD	420	YUFDDEPR	531	YUSWSUIC	533
YRASMA	420	YUFDDEPR	531	YUTPANGR	527
YRBRONC	420	YUFDDEPR	531	YUTPBKRU	526
YRCIRR	420	YUFDDEPR	531	YUTPDEPR	526
YRDEPRS	421	YUFDDEPR	531	YUTPEATP	527
YRDIAB	421	YUFDDEPR	531	YUTPFEAR	526
YRELMDE	574	YUFDDEPR	531	YUTPFITE	527
YRESID	537	YUFDDEPR	531	YUTPFMLY	527
YRHARTD	421	YUFDDEPR	531	YUTPFRND	527
YRHBP	421	YUFDDEPR	531	YUTPOTPP	527
YRHEPAT	421	YUFDDEPR	531	YUTPSCHL	528

INDEX

YUTPSOR.....	528	YUTPSTYR.....	526
YUTPSTN2.....	526	YUTPSUIC.....	526

APPENDIX A

Drug Codes for Open-Ended Questions

APPENDIX A

Drug Codes for Open-Ended Questions (2014 CAI NSDUH)

Numerical Listing

NOTE: Due to changes in the survey instrument in 1999,
codes for some drugs may differ from those used in prior survey years.

Code	Definition
101	Butisol
102	Buticaps
103	Amytal
104	Mebaral
105	Placidyl, Ethchlorvynol
106	Doriden
107	Noludar
108	Nembutal
109	Seconal
110	Tuinal
111	Dalmane, Flurazepam
112	Restoril, Temazepam
113	Halcion, Triazolam
114	Amobarbital
115	Phenobarbital
116	Methaqualone, Sopor, Quaalude [see also 138]
117	Chloral hydrate, Noctec
118	Pentobarbital, Pentothal, Sodium pentothal, Thiopental
119	Secobarbital
120	Downers; OTHER Sedative, NOT OTHERWISE SPECIFIED
121	USED SEDATIVE, DON'T KNOW NAME
122	Over-the-counter sleep aid; not specified <OTC>
123	Unisom <OTC>
124	Yellow jackets
126	Sominex <OTC>
127	Nytol <OTC>
128	Nervine <OTC>
129	Reds
130	Phenergan, Promethazine
131	Haldol, Haloperidol
132	Sleepettes <OTC>
136	Dimetapp <OTC>
137	7-14
138	Mandrax, Mandrix [see also 116]
139	Black widows
140	Seldane

Code	Definition
141	Dilantin
142	Belladonna
145	Red devil(s)
146	Bentyl, Dicyclomine
148	Actifed <OTC>
152	Eskabarb
153	Luminal
154	Alurate
156	Sodium barbital
157	Barbiturates
159	Octanox
163	Blue meanies
164	Yellow zombies
171	NyQuil <OTC>
172	Dream Ease <OTC>
173	Wafers
174	Ambien, Stilnox, Zolpidem
176	Melatonin <OTC>
177	Bean
178	Quetiapine, Seroquel
179	Water tee [sic]
180	Tylenol P.M. <OTC>
181	Excedrin P.M. <OTC>
182	Melzone
183	Mysoline
184	Red and blues
186	Butalbital
187	Belladonna plant/flower/root, deadly nightshade
188	Estazolam, Prosom
189	Sonata, Zaleplon
190	Dormin <OTC>
191	Blues
192	Promazine
193	Meclizine
194	Quiet World <OTC>
195	Lotusate, Talbutal
196	Simply Sleep <OTC>
197	Topamax, Topiramate
198	Seducaps
199	Ansiovit <OTC>

Code	Definition
201	Valium, Diazepam
202	Librium, Chlordiazepoxide HCl
203	Limbitrol [see also 276]
204	Menrium
205	Serax, Oxazepam
206	Tranxene, Clorazepate, Tranxilium
207	Ativan, Lorazepam, Orfidal
208	Centrax
209	Xanax, Alprazolam, Tafil, Xanax bars
210	Paxipam
211	BuSpar, Buspirone
212	Miltown
213	Equanil
214	Deprol
215	Vistaril
216	Atarax, Hydroxyzine
217	Durrax
219	SK-Lygen
220	Meproamate
221	OTHER Tranquilizer, NOT OTHERWISE SPECIFIED
222	USED TRANQUILIZER, DON'T KNOW NAME
223	Carbacot, Marbaxin, Methocarbamol, Robaxin
224	Triavil
225	Desyrel, Trazodone hydrochloride
226	Stelazine, Trifluoperazine HCl
227	Thorazine
228	Amitriptyline, Elavil
229	Librax
230	Compazine, Prochlorperazine
232	Mellaril
233	Trilafon, Perphenazine
234	Flexeril, Cyclobenzaprine
235	Imipramine
237	Dormicum, Hypnovel, Midazolam, Versed
240	Lithium carbonate, Lithonate
241	Prozac, Fluoxetine
242	Equagesic
243	Etrafon
245	Tryptophan
246	Klonopin, Clonazepam, Diocam, Rivotril
247	Adapin, Doxepin, Sinequan
249	Asendin
250	Aventyl, Nortab, Nortriptyline, Pamelor
252	Strawberry whip cream
257	Zestril
259	Desipramine, Norpramin

Code	Definition
260	PCB
262	Prolixin
263	Vivactil
266	Verstran
267	Marezine
268	Rohypnol, Flunitrazepam, roche, roofies
270	Torzien
271	Sertraline hydrochloride, Zoloft
275	Loxitane
276	Limbitrol DS [see also 203]
278	Benzodiazepines
280	Ketaset
281	Blue ringer
282	Clozapine, Clozaril
283	Paroxetine, Paxil
284	Tofranil
285	Risperdal, Risperdol, Risperidone
288	Baclofen
289	Olanzapine, Zyprexa
290	Skelaxin
290	Metaxalone
291	Celexa, Citalopram
292	Serzone
293	Anafranil, Clomipramine
294	Fluvoxamine, Luvox
295	Mirtazapine, Remeron
296	Novoxapam
297	Cafia
298	Acepromazine, PromAce
299	Code no longer used
301	Dexedrine
302	Dexamyl
303	Eskatrol
304	Benzedrine
305	Biphetamine
306	Desoxyn
307	Tenuate, Diethylpropion
308	Tepanil
309	Benzphetamine, Didrex
310	Plegine
311	Preludin
312	Ionamin
313	Acxion, Adipex-P, Fastin, Phentermine
314	Pondimin, Fenfluramine
315	Voranol
316	Sanorex
317	Mazanor
318	Ritalin, Methylphenidate
319	Cylert
320	Dextroamphetamine

Code	Definition
321	Methedrine
322	Methamphetamine ("ice" or "crank"), Meth [see also 3126]
323	Obedrin-L.A.
324	Uppers; OTHER Stimulant, NOT OTHERWISE SPECIFIED
325	USED STIMULANT, DON'T KNOW NAME
326	White cross
327	Black beauties, black beauty
328	Pink hearts
329	Bird's eggs, robin's eggs, speckled eggs
330	Blue birds, blue jays, blue robins, speckled bird
331	Blancs, whites
332	Ephedrine
333	357 Magnum, Magnum 44 <OTC>
334	Crossroads, cross tops
335	Dexatrim <OTC> [see also 347, 378]
336	Diet pills
337	White molly
339	Amphetamines
341	Pink roses
342	Purple hearts
343	Nitroglycerine
344	Bennies
345	Black molly
346	Marax
347	Phenylpropanolamine <OTC> [see also 335, 378]
348	Crystal
349	Bontril, Melfiat, Phendimetrazine
351	Cathinone, cat, khat, q'at
352	Lemons
353	No-Doz <OTC>
354	Vivarin <OTC>
355	Crystal meth
356	Dexies
357	Heart-shaped black pills
358	20/20
359	Criss cross
360	Rainbow speed
363	Bam(s)
364	Pseudoephedrine <OTC>
366	Duromine
368	Peanut butter crank
369	Artane [see also 8329]
371	Cogentin
374	Christmas tree(s)
376	TAC
377	Albuterol, Pro-Air, Proventil, Ventolin
378	Control <OTC> [see also 335, 347]

Code	Definition
379	Hearts
380	Pink ladies
381	P.O.T.C.
382	Footballs, pink footballs, purple footballs
383	Pre-Sate
384	Little crosses
385	Little pink ones
386	Herbal ecstasy
388	Pink lemon
390	Max Alert
393	OP 33
394	Debs
395	Black cats
396	Black RJs, RJ8
397	F-40
398	Pink crosses
401	Darvon
402	Dolene
403	SK-65
404	Wygesic
405	Levo-Dromoran
406	Percodan, Roxiprin
407	Demerol, Meperidine
408	Dilaudid, Hydromorphone
409	Tylenol with Codeine, Tylenol 3, Tylenol 4
410	Phenaphen with Codeine, Phenaphen 3
411	Talwin
412	Talwin NX
413	Talacen
414	Propoxyphene
415	Codeine
416	Anileridine
417	Morphine, Roxanol
418	Methadone, Dolophine
419	Stadol, Stadol NS
420	OTHER Analgesic, NOT OTHERWISE SPECIFIED
421	USED ANALGESIC, DON'T KNOW NAME
422	Motrin
423	Percocet
424	Fioricet
425	Advil <OTC>
426	Fiorinal
427	Darvocet, Darvocet-N
429	Frost 222
430	Aspirin, Ecotrin, Empirin <OTC>
431	Tylox
432	Rufen

Code	Definition
433	Paregoric
434	Vicodin, Lortab, Lorcet, Anexsia, Co-Gesic, Lorcet-HD, Lorcet Plus, Maxidone, Norco, Zydone
435	Tylenol, Tylenol Extra-Strength <OTC>
436	Bufferin <OTC>
438	Anaprox, Naprosyn, Naproxen, Naxen
439	222, Canadian 222
442	Ibuprofen
443	Diflunisal, Dolobid
444	Aspirin with Codeine, Empirin 3, Empirin 4
445	Dolex, Norgesic Forte
447	Synalgos, Synalgos DC
450	Acetaminophen, including non-Tylenol brands <OTC>
453	Organidin with Codeine
454	Novocain, Procaine
455	Fiorinal with Codeine
457	T's and blues, tee's and b's, tops and bottoms
458	Finalin, Mepergan, Mepergan Fortis, Meprozone
462	Norflex
465	Actiq, Fentanyl, Duragesic, Sublimaze
466	Midol <OTC>
467	Tolectin
468	Excedrin <OTC>
469	Leritine
470	Cafergot
471	Butazolidin
472	Indocin, Indomethacin
473	Pyridium
476	Duradrin, Isocom, Midrin
477	Melumbrina, Neo-Melumbrina
478	Nogirtronia
480	Robitussin AC with Codeine
481	Acular, Dolac, Ketorolac tromethamine, Torradlo
487	Ariel
490	Nalbuphine, Nubain
491	PDR
495	Red cross
496	Ultram
498	Mefenamic acid, Ponstan, Ponstel
499	Aleve <OTC>
501	Gasoline or lighter fluids
502	Spray paints
503	Other aerosol sprays
504	Shoeshine liquid, glue, or toluene; Super Glue; rubber cement; airplane or model glue; chemical glue

Code	Definition
505	Lacquer thinner or other paint solvents
506	Amyl nitrite, "poppers," locker room odorizer, "rush," isobutyl nitrate, bolt
507	Halothane, ether, or other anesthetics; chloroform
508	Nitrous oxide, "whippets," dentist gas
509	Correction fluids, degreasers, cleaning fluids, Liquid Paper [see also 524], K2r spot remover, Typewash
510	OTHER Inhalant, NOT OTHERWISE SPECIFIED
511	Markers, felt-tip pens, ink pens, Sharpies
512	Incense
516	CHC, chlorofluorocarbon, Freon, refrigerant
517	Toluol
518	Acetone, nail polish remover
519	Helium
520	Old paint, paint
521	Propane [see also 525, 544]
522	Liquid TV (MTV), TV tuner, TV11Y
523	Matches
524	White-Out [see also 509]
525	Butane [see also 521, 544]
526	Nail polish
527	Phenyl nitrate
528	Whipped-cream can
529	Moth balls
531	Candy, powdered candy, sugar
533	Window sealant
534	Deodorant [see also 827]
536	Fire halt
537	Air horn, boat horn, condensed horn
539	ScotchGard
540	PAM
541	Binaca
542	Brasso, lens cleaner, spirits of ammonia
543	Liquid oxygen, oxygen
544	Lighter gases, not specified [see also 521, 525]
545	Car tailpipe exhaust fumes, Carbon monoxide, CO, gasoline motor exhaust fumes
546	Leather protector, suede protector
548	Cologne, isopropanol vapors, rubbing alcohol, perfume
550	Methyl chloride
551	Oven cleaner
553	Pixie sticks
554	Insect killer (e.g., Raid)
555	Chillers
556	Energine

Code	Definition
557	Hagwash [sic], Hogwash
558	Kool Aid
559	LOLOY
560	Dishwashing detergent, laundry detergent, soap
561	Amputee gas cleanser
562	Ban apple gas
563	Acetylene
564	Electric contact cleaner
565	Trichloroethane
566	Smoked tea from Lipton tea bag
567	Pertussin spray
568	Tally
569	Peganento
571	Black jack
572	Etam
573	Furniture polish
574	Tornado
576	C.A.T.
577	Rave runners
580	Medusa
582	WD-40
585	TCL
586	Carbon from empty soft drink bottle
587	Mineral ice
588	Antifreeze
589	Tire shine/tire cleaner
590	Canned air, compressed air
591	Air brush propellant, air brush cartridge
592	Computer air duster, computer cleaner, dust-off, dust X
594	Starting fluid
595	Chlorine
596	Femo clay
597	Trichloronitrate
598	Ethylene dichloride
599	Potpourri
601	LSD ("acid") [see also 618]
602	Peyote
603	Mescaline
604	Psilocybin (mushrooms), sclerotia, shrooms
605	PCP ("angel dust," phencyclidine)
606	"Ecstasy" (MDMA), X-TC, "X"
607	OTHER Hallucinogen, NOT OTHERWISE SPECIFIED
609	Jimson weed
610	Crystal T
611	Greens
612	Happy stick, sherm, sherman, shermstick
613	Duckweed

Code	Definition
614	MDA, Methylenedioxy amphetamine
615	Homemade drugs
616	DET, Dimethyltryptamine, DMT
617	Morning glory seeds, morning glory tendrils, ricea
618	Acid paper, blotter (acid) [see also 601]
619	Tic
620	Blue dragon
621	Red dragon
622	Microdot(s), green microdot, purple microdot
623	Mickey, mickey mouse club, mickey mousers
624	Orange sunshine, sunshine, yellow sunshine
625	Window, window pane, 4-way pane, 4-way
626	Jet fuel
627	Hawaiian wood rose, Hawaiian Woodrose seeds
628	Hawaiian rosebud seed tea
629	Rocket Fuel
630	Black Owsley
631	Purple Owsley
633	Mr. Natural
634	Unicorn
635	Ginseng seeds, ginseng weed
636	DOM, STP
637	Purple haze
639	Nutmeg, Mace
640	Purple pyramid
642	Pink Floyd
643	Mount queen, queen
645	Thai stick
648	Designer drugs
650	Datura stramonium, daytura, thorn apple
651	Mellow Yellow
652	ALD-52
653	Cricket, cricketshit
654	Eve
655	Flying elephant
656	Mars
657	Orange barrel
658	Special K, Ketamine
659	Boat
660	Bufotenin, toad, toad licking
662	Kanepolin
663	Animal tranquilizer, horse tranquilizer
664	Purple fingers
665	Paniolis
666	Zonick
668	Yellow tiny pills

Code	Definition
669	Stropharia
670	Monkey dust
672	Suncrush
673	Orange
674	Pee-pope
677	Skunk II
678	Banana peels
679	Hell bells
681	Lovely
682	Kif
686	Spider in my feet
687	Spray
688	AMP
690	RID
691	Maximum impact
693	Lemon drops
695	Angel's trumpet
698	2C-B, Bromo mescaline, Nexus
699	BOHA-49B
701	OTHER Opiates, NOT OTHERWISE SPECIFIED
702	Heroin
703	Opium
704	Dope
705	Speedball (heroin + cocaine)
706	Smack
707	Black tar heroin
709	Poppy
710	Laudanum
711	Shirka
801	OTHER Drugs, NOT OTHERWISE SPECIFIED
802	THC, cannabinal, marinol, tetrahydrocannabinol
803	Marijuana, MarrJane [sic], Mary Jane, MJ, pot, weed, hemp
804	Hashish
805	Cocaine, coca, cocaína, coke, perico, Coca
806	Crack, rock
807	Alcohol, beer, ethanol, EtOH, pink champagne
808	All of the ones I've tried
809	Pills
810	Freebase
812	Cigars
813	Cigarettes, tobacco (type unspecified)
814	Caffeine <OTC>
815	Coffee <OTC>
816	Smokeless tobacco, snuff, chewing tobacco

Code	Definition
817	Hard stuff
818	Nicotine
819	Inderal, Propranolol
820	Penicillin
821	Amoxicillin, Ampicillin, Pentrexyl
822	Rabbit tobacco
824	Steroids
825	Theo-Dur
826	Alupent
827	Aluminum chloride [see also 534]
828	Tetracycline
829	Robitussin DM <OTC>
830	Mad bull
831	Honey oil
832	Primo
833	Bone
834	Loveboat
836	Antabuse
837	Paris 400
840	Over-the-counter cough medicine (contents unspecified) <OTC>
841	Allerest <OTC>, Contac <OTC>
843	Antihistamine, cold medicine, cold tablets <OTC>
844	Blood pressure medication
846	Erythromycin
847	GHB, NSC, gamma hydroxybutyrate
848	Liquid vitamin, vitamin pills <OTC>
849	Monosodium glutamate (MSG) <OTC>
850	Slack
852	Formaldehyde, wak [sic], whack (embalming fluid)
854	Juice
857	Wicki stick
858	Antibiotic
865	Diuretics, water pills
866	Boomers
867	Boron
873	Contraceptives, Ferutal, Mircette, Ortho Novum,
874	Premarin
875	Buds
876	Glass
877	Methazolamide
880	Frios
881	YLOALE
883	Dextromethorphan hydrobromide <OTC>
884	Snow
885	Drixoral <OTC>
886	Spanish fly
891	Famotidine, Pepcid
892	Carafate, Sucralfate

Code	Definition
893	Estrogen
894	Depakene, Depakote, Valproic acid
895	Tagamet, Cimetidine
896	Catapres, Clonidine
897	Synthroid, Levothyroxine
898	Propylene
899	Bromophen
900	Not a drug
900	Non-drug reason given for a drug
1001	Benadryl, Diphenhydramine <OTC>
1002	Dimenhydrinate, Dramamine, sea/motion sickness pill <OTC>
1003	Donnatal
1004	Valerian <OTC>
1005	Imovane, Zopiclone
1006	Oxcarbazepine, Trileptal
1007	Robitussin P.M. <OTC>
1008	Rohr 714, Rorer 714
1009	Mogadon, Nitrazepam
1010	Diprivan, Propofol
1011	Lunesta
1012	Brevital, Methohexital
1013	Ambien CR
1014	Tylenol Flu Nighttime <OTC>
1015	Wild lettuce
1016	Phenazepam
1017	Ramelteon, Rozerem
1018	Advil PM <OTC>
1019	Donormyl <OTC>
1020	Hyoscine, Levo-duboisine, Scopolamine
1021	Seroquel XR
1022	Atropine
1023	Relaxen <OTC>
1024	Homemade sedative
1025	Acetaminophen P.M., including non-Tylenol brands <OTC>
1026	Moon drops <OTC>
1027	ZzzQuil <OTC>
1028	Dormidina
1029	Sleep-Eze <OTC>
1030	Alteril
2001	Sanoma, Soma, Carisoprodol
2002	Muscle relaxers
2003	Zanies, zannies, zans, zany bars
2004	Bromazepam, Lexillum, Lexomil, Lexotan, Lexotanol
2005	Insidon, Opipramol
2006	Chlorzoxazone
2007	R2
2008	747

Code	Definition
2009	Droperidol, Inapsine
2010	Buscopan, Espacil
2011	Lexapro
2012	Geodon, Ziprasidone
2013	Hyoscyamine, Levsin
2014	Methoxisal, Robaxisal
2015	Flexodin
2016	Xanax XR
2017	Motival
2018	4 Bar, Quad Bar
2019	Soma Compound
2020	Invega
2022	Tetrazepam
2023	Tandrilax
2024	Muscoril, Myoril, Neoflax, Thiocolchicoside
2025	Clobazam
2026	Sedoxil
2027	Homemade tranquilizers
2028	Chlorphenesin, Maolate, Musil
2029	Etizolam
3001	Brown and clear
3002	Pep ups
3003	Primatene tablets <OTC>
3004	Black Cadillac
3006	Green amps
3007	Nasal inhalant
3008	Miniwhites
3009	Ephedrone, Methcathinone
3010	KOOD12
3011	Escalation
3012	Stud 100, stud the rock
3013	Tweek
3014	Uptime
3015	Fen-Phen (fenfluramine and phentermine)
3017	Dayquil <OTC>
3018	Up-johns
3019	Peppies
3020	White powder
3021	Blue balls
3023	Adderall
3024	Yohimbe
3025	Moles [sic]
3026	Bupropion, Wellbutrin, Zyban
3027	Energy pills
3028	Blackbirds
3029	Soccerballs
3030	Red hearts
3031	Brethine, Bricanyl, Terbutaline
3032	Heads up
3033	Metabolife <OTC>

Code	Definition
3034	Speckleberry
3035	Blacks
3036	Ripped fuel <OTC>
3037	Effexor
3038	Obenil
3039	Theophed
3040	Hyper pills
3041	Desbutal
3042	30-30
3043	Brown bodies
3044	Caffeine pills <OTC>
3045	Stay awakes <OTC>
3047	Sudafed <OTC>
3048	Diet Pep <OTC>
3049	Truck driver's speed
3050	Mini thins
3051	Betel nut, beetlenut
3052	Speed; otherwise unspecified
3053	Maxair, Pirbuterol
3054	Up you(r) gas <OTC>
3055	Clenbuterol
3056	Xenadrine <OTC>
3057	Diet Fuel <OTC>
3058	Metabolift <OTC>
3059	Metabolize and Save <OTC>
3060	Hydroxycut <OTC>
3061	Metab-O-Lite <OTC>
3062	Homemade stimulants
3063	Dymetadrine <OTC>
3064	Ephedra, Ma Huang
3065	MA-300 <OTC>
3066	Alert Blue and Clear <OTC>
3067	Spancap
3068	Mini Two-way Action <OTC>
3069	DextroStat
3070	Synatan
3071	Adipokinetix <OTC>
3072	Purple Blast <OTC>
3073	Over-the-counter diet pill; otherwise unspecified <OTC>
3074	Stay Trim <OTC>
3075	Inibex
3076	Norephedrine <OTC>
3077	Concerta
3078	Blue and clears
3079	Orlistat, Xenical
3080	Meridia, Sibutramine
3081	P2P, Phenyl-2-propanone
3082	Fat burner; not otherwise specified
3083	Redotex
3084	Cartwheels
3085	Thermo Carb <OTC>
3086	Adderall XR

Code	Definition
3087	Strattera
3088	Super Stingers <OTC>
3089	Christina, Tina
3090	Modafinil, Provigil
3091	Black bombers
3092	Metadate CD
3093	Supercaps
3094	Dexmethylphenidate, Focalin
3095	LoCarb Turbo <OTC>
3096	Yaba
3097	Bamadex
3098	Zantrex 3 <OTC>
3099	Asenlix, Clobenzorex
3100	Over-the-counter stimulant; not otherwise specified <OTC>
3101	Dexitac Stay Alert Stimulant. <OTC>
3102	Methylin
3103	RedLine. <OTC>
3104	Slimquick. <OTC>
3105	Affinato
3106	Sedalmerck
3107	Guarana. <OTC>
3108	Wellbutrin XL
3109	Dietrex <OTC>
3110	Dexfenfluramine, Redux
3111	LDX, Lisdexamfetamine dimesylate, Vyvanse
3113	Levophed bitartrate, Norepinephrine
3114	Ritalin LA
3115	Isometheptene
3116	MCAT, Mephedrone
3117	Methedrone
3118	alli weight loss pills <OTC>
3119	MDPV, Methylenedioxypyrovalerone
3120	DetoxaTrim <OTC>
3121	Obitol
3122	Armodafinil, Nuvigil
3123	Adrafinil, Olmifon
3124	Focalin XR
3125	3, 4-Ethylenedioxy-N-methylamphetamine, EDMA, MDMC
3126	Pervitin [see also 322]
3127	4-FMA, 4-Fluoromethamphetamine
3128	Jet-Alert <OTC>
3129	JavaSLIM green coffee extract <OTC>
3130	IFA-Norex
3187	Greenies
3188	Anorex, Leptoprin <OTC>
3189	BetaLean <OTC>
3190	Primatene Mist <OTC>
4001	Actron, Ketoprofen, Orudis, Oruvail
4002	Imitrex, Sumatriptan
4005	Etodolac, Lodine

Code	Definition
4007	Happy pills
4008	Brown gel pills
4009	Smilies
4011	Atretol, Carbamazepine, Carbatrol, Epitol, Tegretol
4013	Fenoprofen, Nalfron
4014	Akineton, Biperiden
4018	Nuprin <OTC>
4022	Buprenex
4023	Pamprin <OTC>
4024	Reynol [sic]
4025	Viserol [sic]
4026	Ventrex [sic]
4027	Rorer
4028	Arthrotec
4029	Feldine, Piroxicam
4030	Triple "S"
4031	Cough syrup/medicine with Codeine
4032	Flarex
4033	Vicoprofen
4034	Lilly red
4035	Nabumetone, Relafin
4036	Stagesic
4037	Kadian, MS Contin
4038	Propacet
4039	Daypro, Oxyprozin
4040	Ridaura
4041	Maxalt
4042	M-33
4043	Tramadol
4044	Hydrocodone
4045	Dolgic, Phrenilin Forte, Sedapap
4046	Oxycodone or unspecified oxycodone products
4047	Roxicet
4049	Headache power <OTC>
4050	Percogesic <OTC>
4051	Celebrex
4052	Endocet
4053	Codydramol
4054	Zomax
4055	Vioxx
4056	Cataflam, Diclofenac, Voltaren
4057	Mejoral
4058	Totem poles
4059	Zomig, Zolmitriptan
4060	Ansaid, Flurbiprophen, Majezik
4061	Oramorph SR
4062	Iophen-C Liquid
4063	Naprelan
4064	Epidrin
4065	Roxicodone
4066	Suprax

Code	Definition
4067	OxyContin
4068	Roxilox
4069	Benflogin
4070	Flexagen <OTC>
4071	Syncol
4072	Oxycet
4073	Temgesic
4074	Provil <OTC>
4075	Disalcid, Salflex, Salsalate
4076	Over-the-counter pain reliever; not otherwise specified <OTC>
4077	Tee's
4078	Spasmoproxyn
4079	Anbesol <OTC>
4080	Morphidex
4081	Avamigran
4082	Analgin, Dipyrone, Metamizol, Metamizole, Novalgin, Prodolin
4083	Ultracet
4084	Aktren
4085	Advil Migraine <OTC>
4086	Parafon Forte
4087	Torbugesic/Torbutrol (veterinary butorphanol) [see also 419]
4088	Synthetic heroin
4089	Brompton's solution/mixture
4090	Dorixina
4091	K4
4092	Pain reliever lotion, rub; not specified
4093	Tylox, Solpadeine
4094	Tombstones
4095	Dihydrocodeine
4096	Bextra, Valdecobix
4097	Tussionex
4098	Banamine
4099	Anacin <OTC>
4100	Excedrin Migraine <OTC>
4101	Myprodol
4102	Meloxicam, Mobic
4103	Terpin Hydrate with Codeine
4104	Dolo-Neurobion
4105	Hydrocodone with APAP; otherwise unspecified
4106	Atroveran
4107	Panlor
4108	Homemade analgesics
4109	Suboxone
4110	Avinza
4111	Clinoril, Sulinac
4112	Saridone
4113	Cosanyl
4114	Nimesulide
4115	Pantopon

Code	Definition
4116	Phenergan with Codeine, promethazine with Codeine
4117	Oxy-IR
4118	Sufenta, Sufentanil
4119	Buprenorphine, Subutex
4120	Numorphan, Opana, Oxymorphone
4121	Dorflex
4122	Combiflam
4123	Dolorex
4124	Relpax
4125	Hycodan, Hydromet, Tussigon
4126	Panafen Plus
4127	Panadeine
4128	Ibuprofen 200 mg/Children's ibuprofen <OTC>
4129	Naproxen Sodium 220 mg <OTC>
4130	Dalgan, Dezocine
4131	Diconal, Dipipanone
4132	Embeda
4133	Tramadol extended release, otherwise specified
4134	Ultram ER
4135	Arcoxia, Etoricoxib
4136	Sedalmex <OTC>
4137	Nucynta
4138	Sprix
4139	Bute tabs, Phenylbutazone
4140	Opana ER (extended release)
4141	Alfenta, Alfentanil
4142	Remifentanil
4143	Vicotuss
4144	Bancap HC
4145	Daprisal
4146	Traumeel
5001	Bleach
5003	Methane
5004	Ink print, paper
5005	Cobra rush
5006	Brake fluid
5007	Fly nap
5008	R-R
5011	Ozone
5012	Negros
5013	Lebel 12
5014	Spray O Buzz
5015	MCH
5016	Masking tape, tape adhesive
5017	Oil, lubricant; otherwise unspecified
5018	B-12 (Spanish)
5019	Melted plastic
5020	Wet cement
5021	Octane booster

Code	Definition
5022	Carbon dioxide, CO ₂ , CO ₂ tank, cryogenic cleaning spray, dry ice blasting, dry ice hits
5023	Double eagle
5024	Candle, citronella candle
5025	Lime salt
5026	Silly putty
5027	Benzene
5028	Carburetor cleaner, engine cleaner
5029	Floor wax
5030	Polyurethane spray
5031	Naphtha
5032	Nitrogen
5033	Sur-noxem
5034	Hippie crack
5035	Brake cleaner
5036	Wart remover
5037	Wood filler, wood putty
5038	Tywall
5039	Acetate
5040	Methanol, wood alcohol
5042	Fuels other than gasoline
5043	Carbona
5044	Powdered cleansers; e.g. Ajax, Comet, Boraxo
5045	Cleaner; not otherwise specified
5046	Glass/window cleaner
5047	Tetrafluoroethylene
5048	MEK, Methyl ethyl ketone
5049	Hand sanitizer; contents unspecified
5050	Burned rubber
5051	Hair chemicals
5052	Silly String
5053	Electronics cleaner
5054	Gum freezer, gum remover
5055	PVC
5056	Eucalyptus oil
5057	Argon
5058	Sealers/sealants; type unspecified
5059	Transmission fluid
5060	Crayons
5061	Lip balm, lip gloss
5062	Amazing Elastic Plastic
5063	Drano/drain cleaner; aerosol unspecified
5064	Erasers
5065	Nail polish dryer, quick drying treatment for nails
5066	Simply Green
5067	Wet Ones wipes
5068	Smoke from a fire
5069	Febreze
5070	Silicone

Code	Definition
5071	Purell
5072	Air blast
5073	Goof off
5074	Floor wax stripper
5075	Pine-sol
5076	Water/stain repellant; type unspecified
5077	Resistol
5078	Axe body spray
5079	Shellac
5080	Tetrachloroethene
5081	Photographic development fluid
5082	Chalk dust
5083	Ethyl chloride
5084	Dry cleaning fluid/solvent
5085	Toilet bowl hook-ons
5086	Dry Fab
5087	Tennis balls, ping pong balls
5088	Jungle juice
5089	Tattoo Goo Color Guard Spray
5090	PVC Cleaner
5091	Germ-X
5092	Burning/ignited permanent marker
5093	Goo Gone
5094	Scotch Brite
5095	"The Works" shower cleaner
5096	Hemp rope
5097	Lysol; aerosol unspecified
5098	Axe/Axe deodorant; aerosol unspecified
5099	HydroCide
5100	TCE, Trichlorethylene
5101	Difluoroethane
5102	Xylene; otherwise unspecified
5103	Shoe dye
5104	Shoe cleaner; otherwise unspecified
5105	Sulfur; otherwise unspecified
5106	Carbon tetrachloride
5107	Alcanfor, camphor
5108	Tag body spray
5109	Tinactin antifungal spray
5110	Graffiti eraser
5111	Homemade napalm
5112	Lotion (body, hand); contents unspecified
5113	Disinfectant; contents unspecified
5114	Green gas propellant
5115	Polish; contents unspecified
5116	Vinegar
5117	Turpentine
5118	Spray adhesive
5119	Battery acid
5120	Ignition spray
5121	Tetrafluoroethane

Code	Definition
5122	Leather cleaner
5123	Fixative
5124	Bromine
5125	Difluoromethane
5126	Rubber rejuvenator
5127	Airsoft propellant
5128	Floor sealer
5129	Smoke bomb
5130	Glow stick
5169	Baking soda
5170	Baby powder
5171	Mouthwash
5172	Shampoo
5173	Tire inflator/sealer; aerosol unspecified
5174	Belt dressing
5175	Acetylene chloride
6001	Collapsing little birds
6003	Cocahina
6004	Hallucinogen seeds
6005	Sassafras, Sassafras tea
6006	Super X
6007	Bathtub
6008	8-Ball
6010	Atrepabelladona (flower)
6012	Cloud 9, cloud 13
6013	Lion's tail, wild dagga
6014	Indo
6015	Crysta
6016	Nas
6017	Meesha
6019	Black dust, black duct [sic]
6021	Snake bite kit (anti-venom)
6022	Tequila worm, agave worm
6023	Euphoria
6024	Blue Jesus
6025	Yellow jell
6026	KJ
6027	Judyfly
6028	Laced flower
6029	DXM
6030	Root
6031	Strychnine
6032	TSP
6033	Ramstein
6034	Pigface
6035	Campana (flower)
6036	Coco weed
6037	Fry
6038	Triplets, trips
6039	Blue Hawaii
6040	Dank
6041	Leaky leak

Code	Definition
6042	Super K
6043	Diviner's sage, Salvia divinorum
6044	Gel caps, gel tabs
6045	Blackboards
6046	Aquafoot
6047	Water
6048	Dex
6049	Locoseeds, locoweed seeds
6050	High roller
6051	Tryptamine, not otherwise specified
6052	Acrylic resin
6053	Toothpicks
6054	Spiny apples
6055	Liberty caps
6056	Wet
6057	Silk
6058	Purple life
6059	Satan flower
6060	Ololiuhqui
6061	5-MeO-DMT
6062	Madderwort, wormwood
6063	Foxglove
6064	Marigold buttons
6065	3CPO
6066	Purple rain
6067	Venus
6068	Blue ice
6069	Peach
6070	DTP
6071	Sinicuichi
6072	JUNO
6073	Rolls
6074	LSA
6075	Trinity
6076	Lemon 714
6077	San Pedro
6078	Trumpet flowers/seeds; type unspecified
6079	Sugar cubes
6080	Purple passion
6081	Shabu
6083	CCC, "Triple C," C3 <OTC>
6084	Devil dust
6085	Dips
6086	Flakes
6087	Ibogaine
6088	Brugmansia
6089	Cake
6090	Heaven
6091	Ergot, rye mold
6092	TCP
6093	Mitsubishi
6094	Mushrooms, specifically not psilocybin

Code	Definition
6095	Super cool, super kool
6096	Bananadine
6097	Banana slug slime
6098	Dust; not otherwise specified
6099	Kathmandu Temple Kiff
6100	2C-T-7, T7, blue mystic
6101	Alice in Wonderland
6102	Absinthe
6103	Ayahuasca, Yage, Yahe
6104	Tish
6105	Alpha-methyltryptamine, AMT, IT-290, 3-IT
6106	Paramethoxyamphetamine, PMA
6107	Ambrosia
6108	Gorilla biscuits
6109	2, 5-Dimethoxyamphetamine, DMA
6110	Mad dog
6111	Syrian rue
6112	2C-T-2
6113	Candy flip
6114	Molly; not otherwise specified
6115	Foxy
6116	Nepenthes
6117	Dragon (with color; not blue/red)
6118	Adrenochrome
6119	Scoop
6120	Lucky seven
6121	Cactus; specifically not peyote
6122	MMDA
6123	Mighty Quinn
6124	Mormon tea
6125	MDE, MDEA, 3,4-Methylenedioxy-N-Ethylamphetamine
6126	2,5-Dimethoxy-4-iodophenethylamine, 2C-I
6127	Skittles
6128	Henbane
6129	Beaner
6130	5-MeO-DiPT, foxy methoxy
6131	Mandrakes
6132	Amanita mushrooms, fly agaric, Muscimol
6133	Acorus calamus, sweet flag
6134	Anadenanthera colubrina, cohoba, vilca, yopo
6135	5-MeO-AMT
6136	Spook
6137	Harmaline
6138	2,5-Dimethoxy-4-ethylphenethylamine, 2C-E
6139	2,5-Dimethoxy-4-chlorophenethylamine, 2C-C

Code	Definition
6140	MIPT, N-Methyl-N-isopropyltryptamine
6141	Dipropyltryptamine, DPT
6142	Snake venom
6143	2C-X
6144	DiPT, N,N-diisopropyltryptamine
6145	Scooby snacks
6146	5-MeO; otherwise unspecified
6147	Phenethylamines; otherwise unspecified
6148	Mimosa tree bark
6149	Tiletamine
6150	Mantis root
6151	Matrix
6152	Cigarette dipped in embalming fluid
6153	Asthmador
6154	2,5-Dimethoxy-4-methylphenethylamine, 2C-D
6155	5-MeO-T, 5-Methoxytryptamine
6156	TMA, Trimethoxyamphetamine
6157	Taters
6158	Mulberry seeds/plant
6159	2,5-Dimethoxy-4-methylthiophenethylamine, 2C-T
6160	Wacky Weed
6161	Thujone
6162	4-MeO-DMT
6163	Devil's trumpet
6164	Tenocyclidine
6165	PMMA, Paramethoxymethamphetamine
6166	BZP, Benzylpiperazine
6167	4-HO-DMT, Psilocin
6168	2,5-Dimethoxy-4-iodoamphetamine, DOI
6169	2,5-Dimethoxy-4-chloroamphetamine, DOC
6170	Moonflower/pod; otherwise unspecified
6171	4-Acetoxy-N,N-dimethyltryptamine, 4-AcO-DMT
6172	2,5-Dimethoxy-4-(2-fluoroethylthio)phenethylamine, 2C-T-21
6173	2,5-dimethoxy-4-bromoamphetamine, Brolamfetamine, DOB
6174	bk-MDMA, Methylone
6175	4-Hydroxy-N,N-diisopropyltryptamine, 4-HO-DiPT, Iprocin
6176	3C-Bromo-Dragonfly, DOB-Dragonfly
6177	4-Acetoxy-DiPT, 4-Acetoxy-N,N-diisopropyltryptamine
6178	4-Acetoxy-DMT

Code	Definition
6179	4-Hydroxy-MIPT, 4-hydroxy-N, N-methyl-isopropyltryptamine
6180	2C-BCB, TCB-2
6181	4-HO-MET, N-Ethyl-4-hydroxy-N-methyltryptamine
6182	4-Propyl-2,5-dimethoxyphenethylamine
6183	5-MeO-DALT, N, N-diallyl-5-methoxytryptamine
6184	Orange peels
6185	25I-NBOMe, BOM-CI, Cimbi-5, NBOMe-2C-I
6186	3-MeO-2-Oxo-PCE, MXE, Methoxetamine
6187	Mugwort
6188	25B-NBOMe, NBOMe-2C-B
6189	25C-NBOMe, NBOMe-2C-C
6190	2, 5-Dimethoxy-4-fluorobenzaldehyde, 2C-F
6191	CI-400, Eticyclidine, PCE
6192	5-MeO-MiPT, 5-methoxy-N-methyl-N-isopropyltryptamine
6193	Fungus; otherwise specified
6194	MDMA derivative; otherwise unspecified
6195	LSZ, Lysergic acid 2,4-dimethylazetidide
6196	Changa
6198	5,6-methylenedioxy-2-aminoindane, MDAI
6199	LAH, LSH, Lysergic acid hydroxyethylamide
8001	Robitussin elixir
8002	Zantac
8003	Yesca
8004	Guaifenesin
8005	Imodium AD <OTC>
8006	Laxative <OTC>
8007	Gabapentin, Neurontin
8008	Antidepressant; type unspecified
8009	Allergy pills/antihistamine; type unspecified
8010	Zyrtec, Cetirizine <OTC>
8011	Herb, flower, plant; type unspecified
8012	Coriciden <OTC>
8013	Maalox <OTC>
8014	Throat spray/lozenge; type unspecified <OTC>
8015	Bengay <OTC>
8016	Icy Hot <OTC>
8017	Buscapina
8018	Claritromicina
8019	Azithromycin, Z-pack, Zithromax

Code	Definition
8020	Allegra, Altiva
8021	Cipro, Ciprofloxacin, Cilioxam
8022	Creatine <OTC>
8023	Myoflex <OTC>
8024	Asthma inhaler, asthma medication, bronchial dilators
8025	Alavert D, Claritin D, or similar <OTC>
8026	Powder
8027	Alavert, Claritin, Loratadine <OTC>
8028	Bactine <OTC>
8029	Flexall <OTC>
8030	Tums <OTC>
8031	Sugar pills
8032	Prilosec, Mopral
8033	Heart medication; type unspecified
8034	Nutri-calm <OTC>
8035	Prednisone
8036	Norvasc
8037	Thermochrome 5000 <OTC>
8038	Coldact
8039	Kaopectate <OTC>
8040	Trioxsalen
8041	Garlic, garlic oil, garlic tablets <OTC>
8042	Alka Seltzer <OTC>
8043	Accolate
8044	Cephelaxin, Keflex
8045	Gas-X, Mylicon <OTC>
8046	Slim Fast <OTC>
8047	Pepcid AC <OTC>
8048	Theophylline
8049	Sorbitol
8050	Tavist D <OTC>
8051	Sinex <OTC>
8052	Bactrim, Septra
8053	Dristan <OTC>
8054	Beclovent, Beconase
8055	Flonase
8056	Vicks VapoRub/inhaler <OTC>
8057	Natacyn, Natamycin ophthalmic
8058	Cough medicine/syrup; type unspecified
8059	Peroxyl <OTC>
8060	Blue nitro
8061	Entex LA
8062	Mylanta <OTC>
8063	Heparin
8064	Triaminic <OTC>
8065	Tylenol Cold Medication <OTC>
8066	Viagra
8067	Testosterone
8068	Hemorrhoid cream
8069	Decadron, Dexamethasone

Code	Definition
8070	Advil Cold and Sinus <OTC>
8071	Augmentin
8072	Deca-Durabolin, Nandrolone decanoate
8073	Deconamine
8074	Fansidar
8075	Effergin <OTC>
8076	Sanzolol, Stanazolol, Winstrol
8077	Azmacort
8078	Vitamin K
8079	Insulin
8080	Depotrone
8081	Primobolan
8082	Robinul
8083	Testosterone cyprionate
8084	Methadrostenol <OTC>
8085	Anti-psychotics/schizophrenic; type unspecified
8086	Provera
8087	Benzocaine
8088	Dianabol
8089	Sustanol <OTC>
8090	Sustanon, Sustenon
8091	Benzedrex <OTC>
8092	Decaderm
8093	Stacker 2, Stacker 3, <OTC>
8094	Pepto Bismol <OTC>
8095	Over-the-counter asthma pills; not specified <OTC>
8096	Thermicore <OTC>
8097	Tizanidine, Zanaflex
8098	Potassium chloride
8099	Somatech
8100	Kava Kava <OTC>
8101	Colace <OTC>
8102	Nasacort, Triamcinolone
8103	Testosterona 200, Testosterone 300
8104	Thermadrene <OTC>
8105	Sustiva
8106	Methoxy-7 <OTC>
8107	Diovan, Valsartan
8108	Atenonol
8109	Apple cider and vinegar pills <OTC>
8110	Over-the-counter drug/pills; type unspecified <OTC>
8111	Silver chloride
8112	hCG, Human Chorionic Gonadotropin
8113	Test 250, Test 400 <OTC>
8114	Lidocaine
8115	Vicks 44 <OTC>
8116	Herbal Ease <OTC>
8117	Hydrocortisone
8118	Smoking; not otherwise specified
8119	Regal medicated oil

Code	Definition
8120	Difulcan
8121	Invirase
8122	Trenbol
8123	Tylenol Sinus <OTC>
8124	Deca-diabolin
8125	Comtrex <OTC>
8126	Valtrex
8127	Damiana <OTC>
8128	Glucosamine <OTC>
8129	Equipoise, Equipoise
8130	Zantac 75 <OTC>
8131	Acacia Gum, carbisol <OTC>
8132	D-bol, Liquid D-bol
8133	Mega Teen <OTC>
8134	Glucophage, Metformin
8135	Verapamil
8136	Montekulast, Singular
8137	5-HTP, 5-Hydroxytryptophan <OTC>
8138	Chlorphenamine maleate, Chlorpheniramine maleate, Piriton <OTC>
8139	Chloroquine, Nivaquine
8140	Anamine
8141	Gamma butyrolactone, GBL
8142	Conex Plus
8143	Mycelex
8144	Clarinox, Desloratadine
8145	Cooking extracts (vanilla, lemon, etc.) <OTC>
8146	Tabcin <OTC>
8147	Tylenol Flu <OTC>
8148	Met-Rx <OTC>
8149	Desenfrinol <OTC>
8150	Biolex wound gel <OTC>
8151	Flu shot; otherwise unspecified
8152	Thermogenics; otherwise unspecified <OTC>
8153	Nexium
8154	Beta Blocker; otherwise unspecified
8155	Telithromycin
8156	Flumethasone
8157	Colirio
8158	Lipitor
8159	Loperamide, Virola
8160	Eprosartan, Teveten
8161	Echinacea <OTC>
8162	Prevacid
8163	Ditropan
8164	Testosterone propionate
8165	Anavar
8166	White girl
8167	T3, Tri-iodothyronine
8168	Fluoride

Code	Definition
8169	TheraFlu <OTC>
8170	Muscle stimulator spray; contents unspecified
8171	Dietary supplements; otherwise unspecified
8172	Cortisone
8173	Chlorhexidine, Exidine
8174	Betadine, Efodine, Iodine <OTC>
8175	CortiSlim <OTC>
8176	TrimSpa <OTC>
8177	Face/body cleanser; contents unspecified
8178	Norateen
8179	Artemesia
8180	Avonex
8181	Corgard
8182	Clindamycin
8183	St. John's Wort <OTC>
8184	Ondansetron, Periset, Zofran
8185	Pro Plus <OTC>
8186	Lomotil
8187	Xylocaine
8188	Anadrol
8189	Furosemide, Lasix
8190	Benegal
8191	L-Dopa
8192	Delsym, Dextromethorphan polistirex <OTC>
8193	Pertussin <OTC>
8194	Afrin <OTC>
8195	Anti-seizures; type unspecified
8196	Hirudoid
8197	Chronic
8198	Handle bars
8199	Neurobion
8200	Dan(s), Dan Dan(s); no other information
8201	Watson(s); no other information
8202	Intal
8203	Bar; otherwise unspecified
8204	Phloroglucinol, Spasfon
8205	Tylenol Allergy <OTC>
8206	Delatestryl, Testosterone enanthate
8207	Terpin Hydrate
8208	Romilar, form unspecified
8209	Red Bull Energy Drink <OTC>
8210	Mylan(s); no other information
8211	Precose
8212	Finaplix Gold, Trembolona QV75, Trenbolone
8213	Ranitidine
8214	Robo, Robo tripping
8215	Yager's liniment <OTC>

Code	Definition
8216	Red Dawn GHR Release <OTC>
8217	Anti-diarrhea medication; type unspecified
8218	Attention deficit disorder meds; type unspecified [added in 2006; changed to code 8229 beginning in 2007]
8219	A & D ointment <OTC>
8220	Lavender <OTC>
8221	Omnadren
8222	Protein-based weight gain product, type unspecified
8223	Chocolate
8224	Oxytocin, Pitocin, Syntocinon
8225	Cymbalta, Duloxetine
8226	Bitrex
8227	Sativa; otherwise unspecified
8228	Boldo
8229	ADHD/ADD medication; otherwise unspecified
8230	Advair
8231	Tussin medication, no other information
8232	Rat/rodent poison; contents unspecified
8233	Keppra, Levetiracetam
8234	Lamisil
8235	Benzonatate, Tessalon
8236	Lyrica, Pregabalin
8237	Kratom
8238	Decongestant; type unspecified
8239	Drotaverine, Drotin
8240	Lamictal, Lamotrigine
8241	Chemotherapy; drug unspecified
8242	Albucid
8243	Guaifenesin
8244	Superdrol <OTC>
8245	Human growth hormone (HGH)
8246	Phenoxyl
8247	Abilify, Aripiprazole
8248	Nano Vapor <OTC>
8249	DMG, N,N-Dimethylglycine HCl <OTC>
8250	Boldenone
8251	Orange oil
8252	Humatrope
8253	Pancof
8254	Green hornet
8255	Sulfuride
8256	Phenylephrine <OTC>
8257	Hoodia product/supplement <OTC>
8258	Vivonex <OTC>
8259	Roloids <OTC>
8260	Dextromine
8261	Chlorophyll <OTC>

Code	Definition
8262	Green tea/green tea supplement <OTC>
8263	Stimulin <OTC>
8264	Lipozene <OTC>
8265	Apresoline, Hydralazine
8266	Alka Seltzer Plus <OTC>
8267	Quinine
8268	Protonix
8269	Acai berry supplement (pill, powder, liquid) <OTC>
8270	No-Xplode <OTC>
8271	Catnip
8272	Tri Tren 150, Triple Trenbolone Blend
8273	Goofballs
8274	Terramycin
8275	Obesitol, Safflower oil <OTC>
8276	Bitter grass, Calea zacatechichi, Dream herb
8277	XL-3
8278	Bufotoxin
8279	Coumadin, Warfarin
8280	MucinexDM <OTC>
8281	Antiseptic; contents unspecified
8282	Salt, Sodium chloride
8283	Synthetic cannabinoids (e.g., K2, Spice, JWH-018)
8284	Desvenlafaxine, Prestiq
8285	Mirapex, Pramipexole
8286	Advant, Atacand, Candesartan
8287	CP 55, 940
8288	Azor
8289	Ear drops; contents unspecified
8290	Dependal-M, Furazolidone, Furoxone
8291	Ritz and Ts, Ts and rits, Ts and Rs
8292	Cigarettes baked/smoked with toothpaste
8293	Lean (Promethazine with codeine mixed with Sprite)
8294	Stevia <OTC>
8295	Tenex
8296	Acetazolamide, Diamox
8297	TussiCaps
8298	Jack3d <OTC>
8299	Broncolin <OTC>
8300	Zylortim <OTC>
8301	Bath salts, otherwise unspecified
8302	Cloud 10 Chill shots <OTC>
8303	Zicam <OTC>
8304	Phenphedrine <OTC>
8305	Anti-anxiety medication; type unspecified
8306	Flu medication; no other information
8307	ExtenZe <OTC>
8308	Devil's club

Code	Definition
8309	Mucinex <OTC>
8310	DMAA, Methylhexanamine
8311	Zombie Matter
8312	Intuniv
8313	Medithane
8314	Cloud 10 Ultra
8315	Synthetic cannabis; otherwise unspecified
8316	Piracetam
8317	Namenda
8318	AM-2201
8319	Methotrexate
8320	Abraxane
8321	Botanical Slimming <OTC>
8322	Horny goat weed
8323	Benzathine benzylpenicillin, Penadur
8324	Lamb's ear
8325	Drostanolone propionate, Masteron
8326	Dalay
8327	7H
8328	Metamine
8329	Artane, Parkopan [see also 369]
8330	Bipolar disorder medication; type unspecified
8331	Diophenyl-T
8332	Myristicin
8333	Moringa
8334	OxyElite Pro
8335	Metatabs
8336	Peridan
8337	Collagen
8338	Bumex, Bumetanide, Burinex
8339	Tukol <OTC>
8340	Picot <OTC>
8341	Apokyn, Apomorphine, Ixense, Spontane, Uprima
8342	Nalone, Naloxone, Narcan
8343	Agapanthus, Lily of the Nile
8344	Taurine
8345	Dolo-Doceplex D
8346	Duralex
8347	Chamomile
8348	Methenamine
8349	BCAA powder <OTC>
8350	Maqui
8351	6-APB, Benzo Fury
8352	Lisinopril
8353	Hormone; otherwise unspecified
8354	MitoQ <OTC>
8355	EPO, Erythropoietin
8356	Tigan, Trimethobenzamide
8357	Bronkaid <OTC>
8358	Kanna powder, sceletium tortuosum

Code	Definition
8359	Sarsaparilla
8360	Piperazine; otherwise unspecified

Alphabetical Listing

NOTE: Due to changes in the NSDUH instrument in 1999,
codes for some drugs may differ from those used in prior survey years.

Definition	Code
10 Ultra, Cloud	8314
10, Chill Shots, Cloud <OTC>	8302
100, Stud	3012
12, Lebel	5013
13, Cloud	6012
150, Tri Tren	8272
2, Stacker <OTC>	8093
2,5-Dimethoxy-4-(2-fluoroethylthio)phenethylamine	6172
2,5-Dimethoxy-4-bromoamphetamine	6173
2,5-Dimethoxy-4-chloroamphetamine	6169
2,5-Dimethoxy-4-chlorophenethylamine	6139
2,5-Dimethoxy-4-ethyl-phenethylamine	6138
2,5-Dimethoxy-4-fluorobenzaldehyde	6190
2,5-Dimethoxy-4-iodoamphetamine	6168
2,5-Dimethoxy-4-iodophenethylamine	6126
2,5-Dimethoxy-4-methylphenethylamine	6154
2,5-Dimethoxy-4-methylthiophenethylamine	6159
2,5-Dimethoxyamphetamine	6109
20/20	358
200, Testosterona	8103
2201, AM-	8318
222	439
222, Canadian	439
222, Frost	429
250, Test <OTC>	8113
25B-NBOMe	6188
25C-NBOMe	6189
25I-NBOMe	6185
2-aminoindane, 5,6-methylenedioxy-	6198
2C-B	698
2C-B, NBOMe-	6188
2C-BCB	6180
2C-C	6139
2C-C, NBOMe-	6189
2C-D	6154
2C-E	6138
2C-F	6190
2C-I	6126
2C-I, NBOMe-	6185
2C-T	6159
2C-T-2	6112
2C-T-21	6172
2C-T-7	6100
2C-X	6143
3,4-Ethylenedioxy-N-methylamphetamine	3125
3,4-Methylenedioxy-N-Ethylamphetamine	6125

Definition	Code
300, AM-<OTC>	3065
300, Testosterone	8103
30-30	3042
33, OP	393
357 Magnum <OTC>	333
3C-Bromo-Dragonfly	6176
3CPO	6065
3-IT	6105
3-MeO-2-Oxo-PCE	6186
4 Bar	2018
40, F-	397
400, CI-	6191
400, Paris	837
400, Test <OTC>	8113
44, Magnum <OTC>	333
44, Vicks <OTC>	8115
49B, BOHA-	699
4-Acetoxy-DiPT	6177
4-Acetoxy-DMT	6178
4-Acetoxy-N, N-diisopropyltryptamine	6177
4-Acetoxy-N,N-dimethyltryptamine	6171
4-AcO-DMT	6171
4-Fluoromethamphetamine	3127
4-FMA	3127
4-HO-DiPT	6175
4-HO-DMT	6167
4-HO-MET	6181
4-Hydroxy-MIPT	6179
4-Hydroxy-N,N-diisopropyltryptamine	6175
4-Hydroxy-N,N-methyl-isopropyltryptamine	6179
4-MeO-DMT	6162
4-Propyl-2, 5-dimethoxyphenethylamine	6182
4-way	625
4-way pane	625
5,6-methylenedioxy-2-aminoindane	6198
5, Cimi-	6185
5000, Thermochrome <OTC>	8037
52, ALD-	652
5-HTP <OTC>	8137
5-Hydroxytryptophan <OTC>	8137
5-MeO; otherwise unspecified	6146
5-MeO-AMT	6135
5-MeO-DALT	6183
5-MeO-DiPT	6130
5-MeO-DMT	6061
5-MeO-MIPT	6192
5-MeO-T	6155

Definition	Code
5-Methoxytryptamine	6155
6-APB	8351
6-methylenedioxy-2-aminoindane, 5	6198
7-14	137
714, Lemon	6076
714, Rohr	1008
714, Rorer	1008
747	2008
75, Zantac <OTC>	8130
7H	8327
8-Ball	6008
9, Cloud	6012
A & D ointment <OTC>	8219
Abilify	8247
Abraxane	8320
Absinthe	6102
Acacia Gum	8131
Acai berry supplement (pill, powder, liquid) <OTC>	8269
Accolate	8043
Acepromazine	298
Acetaminophen <OTC>	450
Acetaminophen P.M., incl non-Tylenol brands <OTC>	1025
Acetate	5039
Acetazolamide	8296
Acetone	518
Acetoxy-DiPT, 4-	6177
Acetoxy-N,N-dimethyltryptamine, 4-	6171
Acetylene	563
Acetylene chloride	5175
Acid	601
Acid paper	618
Acid, battery	5119
Acid, Blotter	618
Acid, Mefenamic	498
Acid, Valproic	894
AcO-DMT, 4-	6171
Acorus calamus	6133
Acrylic resin	6052
Actifed <OTC>	148
Action, Mini Two-way <OTC>	3068
Actiq	465
Actron	4001
Acular	481
Acxion	313
AD, Imodium <OTC>	8005
Adapin	247
ADD medication, ADHD/; otherwise unspecified	8229
Adderall	3023
Adderall XR	3086

Definition	Code
ADHD/ADD medication; otherwise unspecified	8229
Adhesive tape	5016
Adhesive, spray	5118
Adipex-P	313
Adipokinetix <OTC>	3071
Adrafinil	3123
Adrenalin	3046
Adrenochrome	6118
Advair	8230
Advant	8286
Advil <OTC>	425
Advil Cold and Sinus <OTC>	8070
Advil Migraine <OTC>	4085
Advil PM <OTC>	1018
Aerosol sprays other than spray paints	503
Affinato	3105
Afrin <OTC>	8194
Agapanthus	8343
Agaric, Fly	6132
Agave worm	6022
Aid, Kool	558
Air blast	5072
Air brush cartridge	591
Air brush propellant	591
Air duster, Computer	592
Air horn	537
Air, Canned	590
Air, Compressed	590
Air, Pro-	377
Airplane glue	504
Airsoft propellant	5127
Akineton	4014
Aktren	4084
Alavert <OTC>	8027
Alavert D <OTC>	8025
Albucid	8242
Albuterol	377
Alcanfor	5107
Alcohol	807
Alcohol, Rubbing	548
Alcohol, Wood	5040
ALD-52	652
Alert Blue and Clear <OTC>	3066
Alert Stimulant, Dexitac Stay <OTC>	3101
Alert, Jet- <OTC>	3128
Alert, Max	390
Aleve <OTC>	499
Alfenta	4141
Alfentanil	4141
Alice in Wonderland	6101
Alka Seltzer <OTC>	8042
Alka Seltzer Plus <OTC>	8266
All of the ones I've tried	808

Definition	Code
Allegra	8020
Allerest <OTC>	841
Allergy pills/antihistamine; type unspecified	8009
Allergy, Tylenol <OTC>	8205
alli weight loss pills <OTC>	3118
Alpha-methyltryptamine	6105
Alprazolam	209
Alteril	1030
Altiva	8020
Aluminum chloride	827
Alupent	826
Alurate	154
AM-2201	8318
AM-300 <OTC>	3065
Amanita mushrooms	6132
Amazing Elastic Plastic	5062
Ambien	174
Ambien CR	1013
Ambrosia	6107
Aminoindane, 5,6-Methylenedioxy-2-	6198
Amitriptyline	228
Ammonia, Spirits of	542
Amobarbital	114
Amoxicillin	821
AMP	688
Amphetamine, 2,5-Dimethoxy	6109
Amphetamine, 2,5-Dimethoxy-4-chloro	6169
Amphetamine, 2,5-Dimethoxy-4-iodo	6168
Amphetamine, Methylenedioxy	614
Amphetamine, Paramethoxy	6106
Amphetamines	339
Ampicillin	821
Amps, Green	3006
Amputee gas cleanser	561
AMT	6105
AMT, 5-MeO	6135
Amyl nitrite	506
Amytal	103
Anacin <OTC>	4099
Anadenanthrea colubrina	6134
Anadrol	8188
Anafranil	293
Analgesics, Homemade	4108
Analgin	4082
Anamine	8140
Anaprox	438
Anavar	8165
Anbesol <OTC>	4079
Anesthetics other than halothane and ether	507
Anexsia	434
Angel dust	605
Angel's trumpet	695
Anileridine	416

Definition	Code
Animal tranquilizer	663
Anorex <OTC>	3188
Ansaid	4060
Ansiovit <OTC>	199
Antabuse	836
Anti-anxiety medication; type unspecified	8305
Antibiotic	858
Antidepressant; type unspecified	8008
Anti-diarrhea medication; type unspecified	8217
Antifreeze	588
Antifungal spray, Tinactin	5109
Antihistamine	843
Antihistamine, Allergy pills/; type unspecified	8009
Antipsychotics/schizophrenic; type unspecified	8085
Anti-seizures; type unspecified	8195
Antiseptic; type unspecified	8281
Anxiety medication, Anti-; type unspecified	8305
APB, 6-	8351
Apokyn	8341
Apomorphine	8341
Apple cider and vinegar pills <OTC>	8109
Apple gas, Ban	562
Apple, Thorn	650
Apples, Spiny	6054
Apresoline	8265
Aquafoot	6046
Arcoxia	4135
Argon	5057
Ariel	487
Aripiprazole	8247
Armodafinil	3122
Artane	8329
Artane [used before 2012]	369
Artemesia	8179
Arthrotec	4028
Asendin	249
Asenlix	3099
Aspirin <OTC>	430
Aspirin with Codeine	444
Asthma inhaler	8024
Asthma medication	8024
Asthma pills, Over-the-counter; not otherwise specified <OTC>	8095
Asthmador	6153
Atacand	8286
Atarax	216
Atenonol	8108
Ativan	207
Atrepabelladona (flower)	6010
Atretol	4011
Atropine	1022

Definition	Code
Atroveran	4106
Attention deficit disorder meds; type unspecified [added in 2006; changed to code 8229 beginning in 2007]	8218
Augmentin	8071
Avamigran	4081
Aventyl	250
Avinza	4110
Avonex	8180
Awakes, Stay <OTC>	3045
Axe body spray	5078
Axe/Axe deodorant; aerosol unspecified	5098
Ayahuasca	6103
Azithromycin	8019
Azmacort	8077
Azor	8288
B-12 (Spanish)	5018
Baby powder	5170
Baclofen	288
Bactine <OTC>	8028
Bactrim	8052
Baked/smoked with toothpaste, Cigarettes	8292
Baking soda	5169
Ball, 8-	6008
Balls, Blue	3021
Balls, Moth	529
Balls, Ping pong	5087
Balls, Tennis	5087
Balm, Lip	5061
Bam(s)	363
Bamadex	3097
Ban apple gas	562
Banamine	4098
Banana peels	678
Banana slug slime	6097
Bananadine	6096
Bancap HC	4144
Bar, 4	2018
Bar, quad	2018
Bar; otherwise unspecified	8203
Barbital, Sodium	156
Barbiturates	157
Bark, Mimosa tree	6148
Barrel, Orange	657
Bars, Handle	8198
Bars, Xanax	209
Bars, Zany	2003
Bath salts, otherwise unspecified	8301
Bathtub	6007
Battery acid	5119
BCAA powder <OTC>	8349
Bean	177
Beaner	6129

Definition	Code
Beauties, Black	327
Beauty, Black	327
Beclovent	8054
Beconase	8054
Beer	807
Beetlenut	3051
Belladona	142
Belladona flower	187
Belladona plant	187
Belladona root	187
Bells, Hell	679
Belt dressing	5174
Benadryl	1001
Benegal	8190
Benflogin	4069
Bengay <OTC>	8015
Bennies	344
Bentyl	146
Benzathine benzylpenicillin	8323
Benzedrex <OTC>	8091
Benzedrine	304
Benzene	5027
Benzo Fury	8351
Benzocaine	8087
Benzodiazepines	278
Benzonatate	8235
Benzphetamine	309
Benzylpenicillin, Benzathine	8323
Benzylpiperazine	6166
Berry supplement (pill, powder, liquid), Acai <OTC>	8269
Beta Blocker; otherwise unspecified	8154
Betadine <OTC>	8174
BetaLean <OTC>	3189
Betel nut	3051
Bextra	4096
Binaca	541
Biolex wound gel <OTC>	8150
Biperiden	4014
Biphetamine	305
Bipolar disorder medication; type unspecified	8330
Bird eggs	329
Bird, Speckled	330
Birds, Blue	330
Birds, Collapsing little	6001
Biscuits, Gorilla	6108
Bismol, Pepto <OTC>	8094
Bitartrate, Levophed	3113
Bite kit, Snake	6021
Bitrex	8226
Bitter grass	8276
bk-MDMA	6174
Black beauties	327

Definition	Code
Black beauty	327
Black bombers	3091
Black Cadillac	3004
Black cats	395
Black duct [sic]	6019
Black dust	6019
Black jack	571
Black molly	345
Black Owsley	630
Black pills, Heart-shaped	357
Black RJs	396
Black tar heroin	707
Black widows	139
Blackbirds	3028
Blackboards	6045
Blacks	3035
Blancs	331
Blast, Air	5072
Blast, Purple <OTC>	3072
Blasting, Dry ice	5022
Bleach	5001
Blend, Triple Trenbolone	8272
Blocker, Beta; otherwise unspecified	8154
Blood pressure medication	844
Blotter (acid)	618
Blue and Clear, Alert <OTC>	3066
Blue and clears	3078
Blue balls	3021
Blue birds	330
Blue dragon	620
Blue Hawaii	6039
Blue ice	6068
Blue jays	330
Blue Jesus	6024
Blue meanies	163
Blue mystic	6100
Blue nitro	8060
Blue ringer	281
Blue robins	330
Blues	191
Blues, Red and	184
Blues, T's and	457
Boat	659
Boat horn	537
Bodies, Brown	3043
Body cleanser, Face/; contents unspecified	8177
Body spray, Axe	5078
Body spray, Tag	5108
BOHA-49B	699
Boldenone	8250
Boldo	8228
Bolt	506
Bomb, Smoke	5129
Bombers, Black	3091

Definition	Code
BOM-CI	6185
Bone	833
Bontril	349
Boomers	866
Booster, Octane	5021
Boron	867
Botanical Slimming <OTC>	8321
Bottle, Carbon from empty soft drink	586
Bottoms, Tops and	457
Bowl hook-ons, Toilet	5085
Brake cleaner	5035
Brake fluid	5006
Brasso	542
Brethnine	3031
Brevital	1012
Bricanyl	3031
Brite, Scotch	5094
Brolamfetamine	6173
Bromazepam	2004
Bromine	5124
Bromo mescaline	698
Bromophen	899
Brompton's solution/mixture	4089
Bronchial dilators	8024
Broncolin <OTC>	8299
Bronkaid <OTC>	8357
Brown and clear	3001
Brown bodies	3043
Brown gel pills	4008
Brugmansia	6088
Brush cartridge, Air	591
Brush propellant, Air	591
B's, Tee's and	457
Buds	875
Bufferin <OTC>	436
Bufotenin	660
Bufotoxin	8278
Bull Energy Drink, Red <OTC>	8209
Bull, Mad	830
Bumetanide	8338
Bumex	8338
Buprenex	4022
Buprenorphine	4119
Bupropion	3026
Burinex	8338
Burned rubber	5050
Burner, Fat; not otherwise specified	3082
Burning/ignited permanent marker	5092
Buscapina	8017
Buscopan	2010
BuSpar	211
Buspirone	211
Butalbital	186
Butane	525

Definition	Code
Butazolidin	471
Bute tabs	4139
Buticaps	102
Butisol	101
Butorphanol, Torbugesic/Torbutrol (veterinary)	4087
Butter crank, Peanut	368
Butyrolactone, Gamma	8141
BZP	6166
Calea zacatechichi	8276
Camphor	5107
Candesartan	8286
Cannabinoids (e.g. K21 Spice, JWH-018), Synthetic	8283
Cannabinol	802
Cannabis, Synthetic; otherwise unspecified	8315
Carbamazepine	4011
Carbatrol	4011
Carbon dioxide	5022
Carbon from empty soft drink bottle	586
Carbon monoxide	545
Carbon tetrachloride	5106
Cartridge, Air brush	591
Cataflam	4056
Catapres	896
Catnip	8271
Cats, Black	395
CCC	6083
CD, Metadate	3092
Celebrex	4051
Celexa	291
Cement, Rubber	504
Cement, Wet	5020
Centrax	208
Cephelaxin	8044
Cetirizine <OTC>	8010
Chalk dust	5082
Chamomile	8347
Champagne, Pink	807
Changa	6196
CHC	516
Chemical glue	504
Chemicals, Hair	5051
Chemotherapy; drug unspecified	8241
Chewing tobacco	816
Children's ibuprofen <OTC>	4128
Chill Shots, Cloud 10 <OTC>	8302
Chillers	555
Chloral hydrate	117
Chlordiazepoxide	202
Chlorhexidine	8173
Chloride, Acetylene	5175
Chloride, Aluminum	827

Definition	Code
Chloride, Ethyl	5083
Chloride, Methyl	550
Chloride, Potassium	8098
Chloride, Silver	8111
Chloride, Sodium	8282
Chlorine	595
Chloroamphetamine, 2,5-dimethoxy-4-	6169
Chlorofluorocarbon	516
Chloroform	507
Chlorophenethylamine, 2-5-dimethoxy-4-	6139
Chlorophyll <OTC>	8261
Chloroquine	8139
Chlorphenamine maleate	8138
Chlorphenesin	2028
Chlorpheniramine maleate	8138
Chlorzoxazone	2006
Chocolate	8223
Chorionic Gonadatropin, Human	8112
Christina	3089
Christmas tree(s)	374
Chronic	8197
CI, BOM-	6185
CI-400	6191
Cider and vinegar pills, Apple <OTC>	8109
Cigarette dipped in embalming fluid	6152
Cigarettes baked/smoked with toothpaste	8292
Cigarettes, (type unspecified)	813
Cigars	812
Ciloxan	8021
Cimbi-5	6185
Cimetidine	895
Cipro	8021
Ciprofloxacin	8022
Citalopram	291
Citronella candle	5024
Clarinox	8144
Claritin <OTC>	8027
Claritin D <OTC>	8025
Claritromicina	8018
Clay, Femo	596
Cleaner, "The Works" shower	5095
Cleaner, Brake	5035
Cleaner, Carburetor	5028
Cleaner, Computer	592
Cleaner, Drano/Drain; aerosol unspecified	5063
Cleaner, Electronics	5053
Cleaner, Engine	5028
Cleaner, Glass/window	5046
Cleaner, Leather	5121
Cleaner, Lens	542
Cleaner, not otherwise specified	5045
Cleaner, Oven	551
Cleaner, PVC	5090
Cleaner, Shoe; otherwise unspecified	5104

Definition	Code
Cleaner, Tire shine/tire	589
Cleaning fluid/solvent, Dry	5084
Cleaning fluids	509
Cleaning spray, Cryogenic	5022
Cleanser, Face/body; contents unspecified	8177
Cleansers, Powdered; e.g. Ajax, Comet, Boraxo	5044
Clear, Alert Blue and <OTC>	3066
Clear, Brown and	3001
Clears, Blue and	3078
Clenbuterol	3053
Clindamycin	8182
Clinoril	4111
Clobazam	2025
Clobenzorex	3099
Clomipramine	293
Clonazepam	246
Clonidine	896
Clorazepate	206
Cloud 10 Chill Shots <OTC>	8302
Cloud 10 Ultra	8314
Cloud 13	6012
Cloud 9	6012
Cloves	639
Clozapine	282
Clozaril	282
Club, Devil's	8308
Club, Mickey Mouse	623
CO	545
CO ₂	5022
CO ₂ tank	5022
Cobra rush	5005
Coca	805
Cocahina	6003
Cocaína	805
Cocaine	805
Coco weed	6036
Codeine	415
Codeine mixed with Sprite), Lean (Promethazine with	8293
Codeine, Aspirin with	444
Codeine, Cough syrup/medicine with	4031
Codeine, Fiorinal with	455
Codeine, Organidin with	453
Codeine, Phenaphen with	410
Codeine, Promethazine with	4116
Codeine, Robitussin AC with	480
Codeine, Terpin Hydrate with	4103
Codeine, Tylenol with	409
Codydramol	4053
Coffee <OTC>	815
Coffee extract, JavaSLIM green <OTC>	3129
Cogentin	371
Co-Gesic	434

Definition	Code
Cohoba	6134
Coke	805
Colace <OTC>	8101
Cold and Sinus, Advil <OTC>	8070
Cold Medication, Tylenol <OTC>	8065
Cold medicine <OTC>	843
Cold tablets <OTC>	843
Coldact	8038
Colirio	8157
Collagen	8337
Collapsing little birds	6001
Cologne	548
Color Guard Spray, Tattoo Goo	5089
Colubrina, Anadenanthera	6134
Combiflam	4122
Compazine	230
Compound, Soma	2019
Compressed air	590
Computer air duster	592
Computer cleaner	592
Comtrex <OTC>	8125
Concerta	3077
Condensed horn	537
Conex Plus	8142
Contac <OTC>	841
Contact cleaner, Electric	564
Contin, MS	4037
Contraceptives	873
Control	378
Cooking extracts (vanilla, lemon, etc.) <OTC>	8145
Cool, Super	6095
Corgard	8181
Coriciden <OTC>	8012
Correction fluids	509
CortiSlim <OTC>	8175
Cortisone	8172
Cosanyl	4113
Cough medicine, over-the-counter (contents unspecified) <OTC>	840
Cough medicine/syrup; type unspecified	8058
Cough syrup/medicine with Codeine	4031
Coumadin	8279
CP 55, 940	8287
CR, Ambien	1013
Crack	806
Crack, Hippie	5034
Crank [see also 3126]	322
Crank, Peanut butter	368
Crayons	5060
Cream, Hemorrhoid	8068
Cream, Strawberry whip	252
Creatine <OTC>	8022
Cricket	653

Definition	Code
Cricketshit	653
Criss Cross	359
Cross tops	334
Cross, Criss	359
Cross, Red	495
Cross, White	326
Crosses, Little	384
Crosses, Pink	398
Crossroads	334
Cryogenic cleaning spray	5022
Crysta	6015
Crystal	348
Crystal meth	355
Crystal T	610
Cubes, Sugar	6079
Cyclobenzaprine	234
Cylert	319
Cymbalta	8225
Cyprionate, Testosterone	8083
D, Alavert <OTC>	8025
D, Claritin <OTC>	8025
D, Dolo-Doceplex	8345
D, Tavist <OTC>	8050
Dagga, wild	6013
Dalay	8326
Dalgan	4130
Dalmane	111
Damiana <OTC>	8127
Dan Dan(s); no other information	8200
Dan(s)	8200
Daprisal	4145
Darvocet	427
Darvocet-N	427
Darvon	401
Datura stramonium	650
Dawn GHR Release, Red <OTC>	8216
Daypro	4039
Dayquil <OTC>	3017
Daytura	650
D-bol	8132
D-bol, Liquid	8132
DC, Synalgos	447
Deadly nightshade	187
Debs	394
Decaderm	8092
Deca-diabolin	8124
Decadron	8069
Deca-Durabolin	8072
Deconamine	8073
Deconate, Nandralone	8072
Decongestant; type unspecified	8238

Definition	Code
Deficit disorder meds, Attention; type unspecified [added in 2006; changed to code 8229 beginning in 2007]	8218
Degreasers	509
Delatestryl	8206
Delsym <OTC>	8192
Demerol	407
Dentist gas	508
Deodorant	534
Deodorant, Axe/Axe; aerosol unspecified	5098
Depakene	894
Depakote	894
Dependal-M	8290
Depotrone	8080
Deprol	214
Desbutal	3041
Desenfril <OTC>	8149
Designer drugs	648
Desipramine	259
Desloratadine	8144
Desoxyn	306
Desvenlafaxine	8284
Desyrel	225
DET	616
Detergent, Dishwashing	560
Detergent, Laundry	560
DetoxaTrim <OTC>	3120
Development fluid, Photographic	5081
Devil dust	6084
Devil(s), Red	145
Devil's club	8308
Devil's trumpet	6163
Dex	6048
Dexamethasone	8069
Dexamyl	302
Dexatrim <OTC>	335
Dexedrine	301
Dexfenfluramine	3110
Dexies	356
Dexitac Stay Alert Stimulant <OTC>	3101
Dexmethylphenidate	3094
Dextroamphetamine	320
Dextromethorphan hydrobromide <OTC>	883
Dextromethorphan polistirex <OTC>	8192
Dextromine	8260
DextroStat	3069
Dezocine	4130
Diamox	8296
Dianabol	8088
Diarrhea medication, Anti; type unspecified	8217
Dichloride, Ethylene	598
Diclofenac	4056
Diconal	4131

Definition	Code
Dicyclomine	146
Didrex	309
Diet Fuel <OTC>	3057
Diet Pep <OTC>	3048
Diet pill, Over-the-counter; not otherwise specified <OTC>	3073
Diet pills	336
Dietary supplements; otherwise unspecified	8171
Diethylpropion	307
Dietrex <OTC>	3109
Diflunisal	443
Difluoroethane	5101
Difluoromethane	5125
Difulcan	8120
Dihydrocodeine	4095
Diisopropyltryptamine, N,N-	6144
Dilantin	141
Dilators, Bronchial	8024
Dilaudid	408
Dimenhydrinate <OTC>	1002
Dimetapp <OTC>	136
Dimethoxy-4-(2-fluoroethylthio) phenethylamine, 2,5-	6172
Dimethoxy-4-chloroamphetamine, 2,5-	6169
Dimethoxy-4-chlorophenethylamine, 2,5-	6139
Dimethoxy-4-ethyl-phenethylamine, 2,5-	6138
Dimethoxy-4-iodoamphetamine, 2,5-	6168
Dimethoxy-4-methylphenethylamine, 2,5-	6154
Dimethoxy-4-methylthiophenethylamine, 2,5-	6159
Dimethoxyamphetamine, 2,5-	6109
Dimethylglycine HCl, N,N- <OTC>	8249
Dimethyltryptamine	616
Dimethyltryptamine, 4-acetoxy-N,N-	6171
Diocam	246
Diophenyl-T	8331
Diovan	8107
Dioxide, Carbon	5022
Diphenhydramine <OTC>	1001
Dipipanone	4131
Dipped in embalming fluid, Cigarette	6152
Diprivan	1010
Dipropyltryptamine	6141
Dips	6085
DiPT	6144
DiPT, 4-Acetoxy	6177
DiPT, 4-HO	6175
Dipyrone	4082
Disalcid	4075
Dishwashing detergent	560
Disinfectant; contents unspecified	5113
Disorder medication; type unspecified, Bipolar	8330

Definition	Code
Disorder meds, Attention deficit; type unspecified; [added in 2006; changed to code 8229 beginning in 2007]	8218
Ditropan	8163
Diuretics	865
Diviner's sage	6043
Divinorum, Salvia	6043
DMA	6109
DMAA	8310
DMG	8249
DMT	616
DMT, 4-Acetoxy	6178
DMT, 4-AcO-	6171
DMT, 4-HO-	6167
DMT, 4-MeO-	6162
DMT, 5-MeO-	6061
DOB	6173
DOB-Dragonfly	6176
DOC	6169
Doceplex D, Dolo-	8345
Dog, Mad	6110
DOI	6168
Dolac	481
Dolene	402
Dolox	445
Dolgic	4045
Dolobid	443
Dolo-Doceplex D	8345
Dolo-Neurobion	4104
Dolophine	418
Dolorex	4123
DOM	636
Donnatal	1003
Donormyl <OTC>	1019
Dopa, L-	8191
Dope	704
Dorflex	4121
Doriden	106
Dorixina	4090
Dormicum	237
Dormidina	1028
Dormin <OTC>	190
Double eagle	5023
Downers	120
Doxepin	247
DPT	6141
Dragon (with color; not blue/red)	6117
Dragon, Blue	620
Dragon, Red	621
Dragonfly, 3C-Bromo-	6176
Dragonfly, DOB-	6176
Drain cleaner, Drano/; aerosol unspecified	5063

Definition	Code
Dramamine <OTC>	1002
Drano/drain cleaner; aerosol unspecified	5063
Dream Ease <OTC>	172
Dream herb	8276
Dressing, Belt	5174
Drink, Red Bull Energy <OTC>	8209
Dristan <OTC>	8053
Driver's speed, Truck	3049
Drixoral <OTC>	885
Droperidol	2009
Drops, Lemon	693
Drops, Moon <OTC>	1026
Drostanolone propionate	8325
Drotaverine	8239
Drotin	8239
Drug/pills, Over-the-counter; type unspecified <OTC>	8110
Drugs, Designer	648
Drugs, Homemade	615
Dry cleaning fluid/solvent	5084
Dry ice blasting	5022
Dry ice hits	5022
Dryer, Nail polish	5065
Drying treatment for nails, quick	5065
DTP	6070
Dubosine, Levo-	1020
Duckweed	613
Duct, Black [sic]	6019
Duloxetine	8225
Durabolin, Deca-	8072
Duradin	476
Duragesic	465
Duralex	8346
Duromine	366
Durrax	217
Dust, Angel	605
Dust, Black	6019
Dust, Chalk	5082
Dust, Devil	6084
Dust, Monkey	670
Dust; not otherwise specified	6098
Duster, Computer air	592
DXM	6029
Dye, Shoe	5103
Dymetadrine <OTC>	3063
Eagle, Double	5023
Ear drops; contents unspecified	8289
Ear, Lamb's	8324
Ease, Dream <OTC>	172
Ease, Herbal <OTC>	8116
Echinacea <OTC>	8161
Ecotrin <OTC>	430
Ecstasy	606

Definition	Code
Ecstasy, Herbal	386
EDMA	3125
Effergin <OTC>	8075
Effexor	3037
Efodine <OTC>	8174
Eggs, Bird	329
Eggs, Robin's	329
Eggs, Speckled	329
Elastic Plastic, Amazing	5062
Electric contact cleaner	564
Electronics cleaner	5053
Elephant, Flying	655
Elixir, Robitussin	8001
Embalming fluid	852
Embalming fluid, Cigarette dipped in	6152
Embeda	4132
Empirin <OTC>	430
Empirin 3	444
Empirin 4	444
Empty soft drink bottle, Carbon from	586
Enanthate, Testosterone	8206
Endocet	4052
Energine	556
Energy Drink, Red Bull <OTC>	8209
Energy pills	3027
Engine cleaner	5028
Entex LA	8061
Ephedra	3064
Ephedrine	332
Ephedrone	3009
Epidrin	4064
Epinephrine	3046
Epitol	4011
EPO	8355
Eprosartan	8160
Equagesic	242
Equanil	213
Equipoise	8129
ER (extended release), Opana	4140
ER, Ultram	4134
Eraser, Graffiti	5110
Erasers	5064
Ergot	6091
Erythromycin	846
Erythropoietin	8355
Escalation	3011
Eskabarb	152
Eskatrol	303
Espacil	2010
Estazolam	188
Estrogen	893
Etam	572
Ethanol	807
Ethchlorvynol	105

Definition	Code
Ether	507
Ethyl chloride	5083
Ethyl ketone, Methyl	5048
Ethylamphetamine, 3,4-Methylenedioxy-N-	6125
Ethylene dichloride	598
Ethyl-phenethylamine, 2-5-dimethoxy-4-	6138
Eticyclidine	6191
Etizolam	2029
Etodolac	4005
EtOH	807
Etoricoxib	4135
Etrafon	243
Eucalyptus oil	5056
Euphoria	6023
Eve	654
Excedrin <OTC>	468
Excedrin Migraine <OTC>	4100
Excedrin P.M. <OTC>	181
Exhaust fumes, Car tailpipe	545
Exhaust fumes, Gasoline motor	545
Exidine	8173
ExtenZe <OTC>	8307
Extract, JavaSLIM green coffee <OTC>	3129
Extracts, Cooking (vanilla, lemon, etc.) <OTC>	8145
Extra-Strength, Tylenol <OTC>	435
Eze, Sleep- <OTC>	1029
F-40	397
Fab, Dry	5086
Face/body cleanser; contents unspecified	8177
Famotidine	891
Fansidar	8074
Fast, Slim <OTC>	8046
Fastin	313
Fat burner; not otherwise specified	3082
Febreze	5069
Feet, Spider in my	686
Feldine	4029
Felt-tip pens	511
Femo clay	596
Fenfluramine	314
Fenfluramine and phentermine, Fen-Phen	3015
Fenoprofen	4013
Fen-Phen (fenfluramine and phentermine)	3015
Fentanyl	465
Ferutal	873
Filler, Wood	5037
Finalin	458
Finaplex Gold	8212
Fingers, Purple	664
Fioricet	424
Fiorinal	426

Definition	Code
Fiorinal with Codeine	455
Fire halt	536
Fire, Smoke from a	5068
Fixative	5123
Flag, Sweet	6133
Flakes	6086
Flarex	4032
Flexagen <OTC>	4070
Flexall <OTC>	8029
Flexeril	234
Flexodin	2015
Flip, Candy	6113
Flonase	8055
Floor sealer	5128
Floor wax	5029
Floor wax stripper	5074
Flower, Atrepabelladona	6010
Flower, Belladona	187
Flower, Campana	6035
Flower, Laced	6028
Flower, plant, Herb; type unspecified	8011
Flower, Satan	6059
Flowers/seeds, Trumpet; type unspecified	6078
Floyd, Pink	642
Flu medication; no other information	8306
Flu Nighttime, Tylenol <OTC>	1014
Flu shot; otherwise unspecified	8151
Flu, Tylenol <OTC>	8147
Fluid), Whack (embalming	852
Fluid, Brake	5006
Fluid, Cigarette dipped in embalming	6152
Fluid, Photographic development	5081
Fluid, Starting	594
Fluid, Transmission	5059
Fluid/Solvent, Dry cleaning	5084
Fluids, Cleaning	509
Fluids, Correction	509
Fluids, Lighter	501
Flumethasone	8156
Flunitrazepam	268
Fluoride	8168
Fluoroethylthio) phenethylamine, 2,5-dimethoxy-4-(2-	6172
Fluoromethamphetamine, 4-	3127
Fluoxetine	241
Flurazepam	111
Flurbiprophen	4060
Fluvoxamine	294
Fly agaric	6132
Fly, Spanish	886
Flying elephant	655
Flynap	5007
FMA, 4-	3127
Focalin	3094

Definition	Code
Focalin XR	3124
Football, Pink	382
Footballs	382
Footballs, Purple	382
Formaldehyde	852
Forte, Norgesic	445
Forte, Parafon	4086
Forte, Phrenilin	4045
Fortis, Mepergan	458
Foxglove	6063
Foxy	6115
Foxy methoxy	6130
Freebase	810
Freezer, Gum	5054
Freon	516
Frios	880
Frost 222	429
Fry	6037
Fuel, Diet <OTC>	3057
Fuel, Jet	626
Fuel, Ripped <OTC>	3036
Fuel, Rocket	629
Fuels other than gasoline	5042
Fumes, Car tailpipe exhaust	545
Fumes, Gasoline motor exhaust	545
Fungus; otherwise specified	6193
Furazolidone	8290
Furniture polish	573
Furosemide	8189
Furoxone	8290
Fury, Benzo	8351
Gabapentin	8007
Gain product; Protein-based weight; type unspecified	8222
Gamma butyrolactone	8141
Gamma hydroxybutyrate	847
Garlic <OTC>	8041
Garlic oil <OTC>	8041
Garlic tablets <OTC>	8041
Gas propellant, Green	5114
Gas, Ban apple	562
Gas, Dentist	508
Gas, Up you(r) <OTC>	3054
Gases, Lighter; not specified	544
Gasoline	501
Gasoline motor exhaust fumes	545
Gasoline, Fuels other than	5042
Gas-X <OTC>	8045
GBL	8141
Gel caps	6044
Gel pills, Brown	4008
Gel tabs	6044
Gel, Biolex wound <OTC>	8150

Definition	Code
Geodon	2012
Germ-X	5091
GHB	847
GHR Release, Red Dawn <OTC>	8216
Ginseng seeds	635
Ginseng weed	635
Girl, White	8166
Glass	876
Glass/window cleaner	5046
Glory seeds, Morning	617
Glory tendrils, Morning	617
Gloss, Lip	5061
Glow stick	5130
Glucophage	8134
Glucosamine <OTC>	8128
Glue	504
Glue, Airplane	504
Glue, Chemical	504
Glue, Model	504
Glue, Super	504
Glutamate (MSG), Monosodium <OTC>	849
Goat weed, Horny	8322
Gold, Finaplix	8212
Gonadatropin, Human Chorionic	8112
Gone, Goo	5093
Goo Color Guard Spray, Tattoo	5089
Goo Gone	5093
Goof off	5073
Goofballs	8273
Gorilla biscuits	6108
Graffiti eraser	5110
Grass, Bitter	8276
Green amps	3006
Green coffee extract, JavaSLIM <OTC>	3129
Green gas propellant	5114
Green hornet	8254
Green microdot	622
Green tea <OTC>	8262
Green tea supplement <OTC>	8262
Green, Simply	5066
Greenies	3187
Greens	611
Growth hormone (HGH), Human	8245
Guaifenesin	8004
Guaifenex	8243
Guarana <OTC>	3107
Guard Spray, Tattoo Goo Color	5089
Gum freezer	5054
Gum remover	5054
Gum, Acacia	8131
Hagwash [sic]	557
Hair chemicals	5051
Halcion	113

Definition	Code
Haldol	131
Hallucinogen seeds	6004
Haloperidol	131
Halothane	507
Halt, Fire	536
Hand sanitizer; contents unspecified	5049
Handle bars	8198
Happy pills	4007
Happy stick	612
Hard stuff	817
Harmaline	6137
Hashish	804
Hawaii, Blue	6039
Hawaiian rosebud seed tea	628
Hawaiian wood rose	627
Hawaiian Woodrose seeds	627
Haze, Purple	637
HC, Bancap	4144
hCG	8112
HCl, N,N-Dimethylglycine <OTC>	8249
HCl, Trifluoperazine	226
HD, Lorcet-	434
Headache powder <OTC>	4049
Heads up	3032
Hearts	379
Hearts, Pink	328
Hearts, Purple	342
Hearts, Red	3030
Heart-shaped black pills	357
Heaven	6090
Helium	519
Hell bells	679
Hemorrhoid cream	8068
Hemp rope	5096
Henbane	6128
Heparin	8063
Herb, Dream	8276
Herb, flower, plant; type unspecified	8011
Herb, Natural	6011
Herbal Ease <OTC>	8116
Herbal ecstasy	386
Heroin	702
Heroin, Black tar	707
Heroin, Synthetic	4088
HGH, Human growth hormone	8245
High roller	6050
Hippie crack	5034
Hits, Dry ice	5022
HO-DMT, 4-	6167
Hogwash	557
Homemade analgesics	4108
Homemade drugs	615
Homemade napalm	5111
Homemade sedative	1024

Definition	Code
Homemade stimulants	3062
Homemade tranquilizers	2027
Honey oil	831
Hoodia product/supplement <OTC>	8257
Hook-ons, Toilet bowl	5085
Hormone (HGH), Human growth	8245
Hormone; otherwise unspecified	8353
Horn, Air	537
Horn, Boat	537
Horn, Condensed	537
Hornet, Green	8254
Horny goat weed	8322
Horse tranquilizer	663
Hot, Icy <OTC>	8016
Huang, Ma	3064
Human Chorionic Gonadotropin	8112
Human growth hormone (HGH)	8245
Humatrope	8252
Hycodan	4125
Hydralazine	8265
Hydrate with Codeine, Terpin	4103
Hydrate, Chloral	117
Hydrate, Terpin	8207
Hydrobromide, Dextromethorphan <OTC>	883
Hydrochloride, Sertraline	271
Hydrochloride, Trazodone	225
HydroCide	5099
Hydrocodone	4044
Hydrocodone with APAP; otherwise unspecified	4105
Hydrocortisone	8117
Hydromet	4125
Hydromorphone	408
Hydroxybutyrate, Gamma	847
Hydroxycut <OTC>	3060
Hydroxyzine	216
Hyoscine	1020
Hyoscyamine	2013
Hyper pills	3040
Hypnovel	237
Ibogaine	6087
Ibuprofen	442
Ibuprofen 200 mg <OTC>	4128
Ibuprofen, Children's <OTC>	4128
Ice [see also 3126]	322
Ice blasting, Dry	5022
Ice hits, Dry	5022
Ice, Blue	6068
Ice, Mineral	587
Icy Hot <OTC>	8016
IFA-Norex	3130
Ignition spray	5120

Definition	Code
Imipramine	235
Imitrex	4002
Imodium AD <OTC>	8005
Imovane	1005
Impact, Maximum	691
In my feet, Spider	686
Inapsine	2009
Incense	512
Inderal	819
Indo	6014
Indocin	472
Indomethacin	472
Inflator/sealer, Tire; aerosol unspecified	5173
Inhalant, Nasal	3007
Inhaler, Asthma	8024
Inhaler, Vicks VapoRub/ <OTC>	8056
Inibex	3075
Ink pens	511
Ink print	5004
Insect killer (e.g. Raid)	554
Insidon	2005
Insulin	8079
Intal	8202
Intuniv	8312
Invega	2020
Invirase	8121
Iodine <OTC>	8174
Iodoamphetamine, 2,5-dimethoxy-4-	6168
Ionamin	312
Iophen-C Liquid	4062
Iprocin	6175
Isobutyl nitrate	506
Isocom	476
Isometheptene	3115
Isopropanol vapors	548
Isopropyltryptamine, 5-methoxy-N-methyl-N-	6192
Isopropyltryptamine, Di-	6144
Isopropyltryptamine, N-Methyl-N-	6140
IT-290	6105
Ixense	8341
Jack, Black	571
Jack3d <OTC>	8298
Jackets, Yellow	124
JavaSLIM green coffee extract <OTC>	3129
Jays, Blue	330
Jell, Yellow	6025
Jesus, Blue	6024
Jet Fuel	626
Jet-Alert <OTC>	3128
Jimson weed	609
John's Wort, St. <OTC>	8183
Judyfly	6027

Definition	Code
Juice	854
Juice, Jungle	5088
Jungle juice	5088
JUNO	6072
K, Special	658
K, Super	6042
K, Vitamin	8078
K2	8283
K2r spot remover	509
K4	4091
Kadian	4037
Kanepolin	662
Kanna powder	8358
Kaopectate <OTC>	8039
Kathmandu Temple Kiff	6099
Kava Kava <OTC>	8100
Keflex	8044
Keppra	8233
Ketamine	658
Ketaset	280
Ketone, Methyl ethyl	5048
Ketoprofen	4001
Ketorolac tromethamine	481
Khat	351
Kief [sic]	682
Kif	682
Kiff, Kathmandu Temple	6099
Killer, Insect (e.g. Raid)	554
Kit, Snake bite	6021
KJ	6026
Klonopin	246
KOOD12	3010
Kool Aid	558
Kool, Super	6095
Kratom	8237
LA, Entex	8061
LA, Ritalin	3114
Laced flower	6028
Lacquer thinner	505
Ladies, Pink	380
LAH	6199
Lamb's ear	8324
Lamictal	8240
Lamisil	8234
Lamotrigine	8240
Lasix	8189
Laudanum	710
Laundry detergent	560
Lavendar <OTC>	8220
Laxative <OTC>	8006
LDX	3111
Leak, Leaky	6041

Definition	Code
Leaky leak	6041
Lean (Promethazine with codeine mixed with Sprite)	8293
Leather cleaner	5122
Leather protector	546
Lebel 12	5013
Lemon 714	6076
Lemon Drops	693
Lemon), Cooking extracts (vanilla, etc. <OTC>	8145
Lemon, Pink	388
Lemons	352
Lens cleaner	542
Leptoprin <OTC>	3188
Leritine	469
Lettuce, Wild	1015
Levetiracetam	8233
Levo-Dromoran	405
Levo-duboisine	1020
Levophed bitartrate	3113
Levothyroxine	897
Levsin	2012
Lexapro	2011
Lexillum	2004
Lexomil	2004
Lexotan	2004
Lexotanil	2004
Liberty caps	6055
Librax	229
Librium	202
Lidocaine	8114
Life, Purple	6058
Lighter fluids	501
Lighter gases, not specified	544
Lilly red	4034
Lily of the Nile	8343
Limbitrol [see also 276]	203
Limbitrol DS [see also 203]	276
Lime salt	5025
Liniment, Yager's	8215
Lion's tail	6013
Lip balm	5061
Lip gloss	5061
Lipitor	8158
Lipozene <OTC>	8264
Lipton tea bag, Smoked tea from	566
Liquid D-bol	8132
Liquid oxygen	543
Liquid Paper [see also 524]	509
Liquid TV (MTV)	522
Liquid vitamin <OTC>	848
Liquid, Iophen-C	4062
Liquid, Shoeshine	504
Lisdexamfetamine dimesylate	3111

Definition	Code
Lisinopril	8352
Lithium carbonate	240
Lithonate	240
Little birds, Collapsing	6001
Little crosses	384
Little pink ones	385
LoCarb Turbo <OTC>	3095
Locker room odorizer	506
Locoweed seeds	6049
Locoweeds	6049
Lodine	4005
LOLOY	559
Lomotil	8186
Loperamide	8159
Loratadine <OTC>	8027
Lorazepam	207
Lorcet Plus	434
Lorcet-HD	434
Loss pills, allf weight <OTC>	3118
Lotion (body, hand); contents unspecified	5112
Lotion, rub, Pain reliever; not specified	4092
Lotusate	195
Loveboat	834
Lovely	681
Loxitane	275
Lozenge, Throat spray; type unspecified <OTC>	8014
LSA	6074
LSD	601
LSH	6199
LSZ	6195
Lubricant, Oil; otherwise unspecified	5017
Lucky seven	6120
Luminal	153
Lunesta	1011
Luvox	294
Lyrica	8236
Lysergic acid 2,4-dimethylazetidide	6195
Lysergic acid hydroxyethylamide	6199
Lysol; aerosol unspecified	5097
M-33	4042
Ma Huang	3064
Maalox <OTC>	8013
Mad Bull	830
Mad dog	6110
Madderwort	6062
Magnum 44 <OTC>	333
Magnum, 357 <OTC>	333
Majezik	4060
Maleate, Chlorphenamine	8138
Maleate, Chlorpheniramine	8138
Mandrakes	6131
Mandrax [see also 116]	138

Definition	Code
Mandrix [see also 116]	138
Mantis root	6150
Maolate	2028
Maqui	8350
Marax	346
Marbaxin	223
Marezine	267
Marigold buttons	6064
Marijuana	803
Marinol	802
Marker, Burning/ignited permanent	5092
Markers	511
MarrJane [sic]	803
Mars	656
Mary Jane	803
Masking tape	5016
Masteron	8325
Matches	523
Matrix	6151
Matter, Zombie	8311
Max Alert	390
Maxair	3053
Maxalt	4041
Maxidone	434
Maximum impact	691
Mazanor	317
MCAT	3116
MCH	5015
MDA	614
MDAI	6198
MDE	6125
MDEA	6125
MDMA	606
MDMA derivative; otherwise unspecified	6194
MDMA, bk-	6174
MDMC	3125
MDPV	3119
Meanies, Blue	163
Mebaral	104
Meclizine	193
Medicated oil, Regal	8119
Medication, ADHD/ADD; otherwise unspecified	8229
Medication, Anti-anxiety; type unspecified	8305
Medication, Anti-diarrhea; type unspecified	8217
Medication, Asthma	8024
Medication, Blood pressure	844
Medication, Flu; no other information	8306
Medication, Tylenol Cold <OTC>	8065
Medication; type unspecified, Bipolar disorder	8330
Medicine with Codeine, Cough syrup/	4031
Medicine, Cold <OTC>	843

Definition	Code
Medicine, over-the-counter cough (contents unspecified) <OTC>	840
Medicine/syrup, Cough; type unspecified	8058
Medithane	8313
Meds, Attention deficit disorder; type unspecified [added in 2006; changed to code 8229 beginning in 2007]	8218
Medusa	580
Meesha	6017
Mefenamic acid	498
Mega Teen <OTC>	8133
Mejoral	4057
MEK	5048
Melatonin <OTC>	176
Melfiat	349
Mellaril	232
Mellow Yellow	651
Meloxicam	4102
Melted plastic	5019
Melumbrina	477
Melzone	182
Menrium	204
MeO-AMT, 5-	6135
MeO-DMT, 4-	6162
Mepergan	458
Mepergan Fortis	458
Meperidine	407
Mephedrone	3116
Meprobamate	220
Meprozone	458
Meridia	3080
Mescaline	603
Mescaline, Bromo	698
Metabolife <OTC>	3033
Metabolift <OTC>	3058
Metab-O-Lite <OTC>	3061
Metabolize and Save <OTC>	3059
Metamine	8328
Metamizol	4082
Metamizole	4082
Metatabs	8335
Metaxalone	290
Metformin	8134
Meth [see also 3126]	322
Meth, Crystal	355
Methadone	418
Methadrostenol <OTC>	8084
Methamphetamine [see also 3126]	322
Methamphetamine, 4-Fluoro	3127
Methamphetamine, Paramethoxy	6165
Methane	5003
Methanol	5040
Methaqualone [see also 138]	116
Methazolamide	877

Definition	Code
Methcathinone	3009
Methedrine	321
Methedrone	3117
Methenamine	8348
Methocarbamol	223
Methohexital	1012
Methotrexate	8319
Methoxetamine	6186
Methoxisal	2014
Methoxy, Foxy	6130
Methoxy-7 <OTC>	8106
Methyl chloride	550
Methyl ethyl ketone	5048
Methylenedioxy amphetamine	614
Methylenedioxy-2-aminoindane, 5,6-	6198
Methylenedioxypyrovalerone	3119
Methylhexanamine	8310
Methylin	3102
Methyl-N-isopropyltryptamine, N-	6140
Methylone	6174
Methylphenethylamine, 2,5-dimethoxy-4-	6154
Methylphenidate	318
Methylthiophenethylamine, 2,5-dimethoxy-4-	6159
Methyltryptamine, Alpha-	6105
Met-Rx <OTC>	8148
Mickey	623
Mickey Mouse club	623
Mickey mousers	623
Microdot(s)	622
Microdot, Green	622
Microdot, Purple	622
Midazolam	237
Midol <OTC>	466
Midrin	476
Mighty Quinn	6123
Migraine, Advil <OTC>	4085
Migraine, Excedrin <OTC>	4100
Miltown	212
Mimosa tree bark	6148
Mineral ice	587
Mini Thins	3050
Mini Two-way action <OTC>	3060
Miniwhtes	3008
MIPT	6140
MiPT, 5-MeO-	6192
Mirapex	8285
Mircette	873
Mirtazapine	295
Mist, Primatene <OTC>	3190
MitoQ <OTC>	8354
Mitsubishi	6093
Mixture, Brompton's solution/	4089
MJ	803

Definition	Code
MMDA	6122
Mobic	4102
Modafinil	3090
Model glue	504
Mogadon	1009
Mold, Rye	6091
Moles [sic]	3025
Molly, Black	345
Molly, White	337
Molly; not otherwise specified	6114
Monkey dust	670
Monosodium glutamate (MSG) <OTC>	849
Montekulast	8136
Moon drops <OTC>	1026
Moonflower/pod; otherwise unspecified	6170
Mopral	8032
Moringa	8333
Mormon tea	6124
Morning glory seeds	617
Morning glory tendrils	617
Morphidex	4080
Morphine	417
Moth balls	529
Motion sickness pill <OTC>	1002
Motival	2017
Motor exhaust fumes, Gasoline	545
Motrin	422
Motrin IB <OTC>	4048
Mount queen	643
Mouse club, Mickey	623
Mousers, Mickey	623
Mouthwash	5171
Mr. Natural	633
MS Contin	4037
MSG, Monosodium glutamate <OTC>	849
MTV, Liquid TV	522
Mucinex <OTC>	8309
Mucinex DM <OTC>	8280
Mugwort	6187
Mulberry seeds/plant	6158
Muscimol	6132
Muscle relaxers	2002
Muscle stimulator spray; contents unspecified	8170
Muscoril	2024
Mushrooms	604
Mushrooms, Amanita	6132
Mushrooms, specifically not psilocybin	6094
Musil	2028
MXE	6186
My feet, Spider in	686
Mycelex	8143
Mylan(s); no other information	8210
Mylanta <OTC>	8062

Definition	Code
Mylicon <OTC>	8045
Myoflex <OTC>	8023
Myoril	2024
Myprodol	4101
Myristicin	8332
Mysoline	183
Mystic, blue	6100
N, Darvocet-	427
N, N-diallyl-5-methoxytryptaminemethoxytryptamine	6183
N,N-diisopropyltryptamine	6144
N,N-Dimethylglycine HCl <OTC>	8249
Nabumetone	4035
Nail polish	526
Nail polish dryer	5065
Nail polish remover	518
Nails, Quick drying treatment for	5065
Nalbuphine	490
Nalfron	4013
Nalone	8342
Naloxone	8342
Namenda	8317
Nandrolone decanoate	8072
Nano Vapor <OTC>	8248
Nap, Fly	5007
Napalm, Homemade	5111
Naphtha	5031
Naprelan	4063
Naprosyn	438
Naproxen	438
Naproxen Sodium 220 mg <OTC>	4129
Narcan	8342
Nas	6016
Nasacort	8102
Nasal Inhalant	3007
Natacyn	8057
Natamycin ophthalmic	8057
Natural, Mr.	633
Naxen	438
NBOMe, 25B-	6188
NBOMe, 25C-	6189
NBOMe, 25I-	6815
NBOMe-2C-B	6188
NBOMe-2C-C	6189
NBOMe-2C-I	6185
N-Dimethyltryptamine, 4-acetoxy-N	6171
Negros	5012
Nembutal	108
Neoflax	2024
Neo-Melumbrina	477
Nepenthes	6116
Nervine <OTC>	128
N-Ethyl-4-hydroxy-N-methyltryptamine	6181

Definition	Code
Neurobion	8199
Neurobion, Dolo-	4104
Neurontin	8007
Nexium	8153
Nexus	698
Nicotine	818
Nightshade, Deadly	187
Nighttime, Tylenol Flu <OTC>	1014
Nile, Lily of the	8343
Nimesulide	4114
N-isopropyltryptamine, N-Methyl-	6140
Nitrate, Isobutyl	506
Nitrate, Phenyl	527
Nitrazepam	1009
Nitrite, Amyl	506
Nitro, Blue	8060
Nitrogen	5032
Nitroglycerine	343
Nitrous oxide	508
Nivaquine	8139
N-Methyl-N-isopropyltryptamine	6140
Noctec	117
No-Doz <OTC>	353
Nogirtonia	478
Noludar	107
Norateen	8178
Norco	434
Norephedrine <OTC>	3076
Norepinephrine	3113
Norex, IFA-	3130
Norflex	462
Norgesic Forte	445
Norpramin	259
Nortab	250
Nortriptyline	250
Norvasc	8036
Novalgin	4082
Novocain	454
Novoxapam	296
No-Xplode <OTC>	8270
NS, Stadol	419
NSC	847
Nubain	490
Nucynta	4137
Numorphan	4120
Nuprin <OTC>	4018
Nut, Betel	3051
Nutmeg	639
Nutri-calm <OTC>	8034
Nuvigil	3122
NyQuil <OTC>	171
Nytol <OTC>	127

Definition	Code
Obedrin-L.A.	323
Obenil	3038
Obesitol <OTC>	8275
Obitrol	3121
Octane booster	5021
Octanox	159
Odansetron	8184
Odorizer, Locker room	506
Off, Goof	5073
Oil, Eucalyptus	5056
Oil, Honey	831
Oil, lubricant; otherwise unspecified	5017
Oil, Orange	8251
Oil, Regal medicated	8119
Oil, Safflower <OTC>	8275
Ointment, A & D <OTC>	8219
Olanzapine	289
Old paint	520
Olmifon	3123
Ololiuhqui	6060
Omnadren	8221
Ondansetron	8184
Ones wipes, Wet	5067
Ones, Little pink	385
OP 33	393
Opana	4120
Opana ER (extended release)	4140
Opipramol	2005
Opium	703
Oramorph SR	4061
Orange	673
Orange barrel	657
Orange oil	8251
Orange peels	6184
Orange sunshine	624
Orfidal	207
Organidin with Codeine	453
Orlistat	3079
Ortho Novum	873
Orudis	4001
Oruvail	4001
Other aerosol sprays besides spray paints	503
Other anesthetics besides halothane and ether	507
Other paint solvents besides lacquer thinner	505
Oven cleaner	551
Over-the-counter asthma pills; not otherwise specified <OTC>	8095
Over-the-counter cough medicine (contents unspecified) <OTC>	840
Over-the-counter diet pill; not otherwise specified <OTC>	3073

Definition	Code
Over-the-counter drug/pills; type unspecified <OTC>	8110
Over-the-counter pain reliever; not otherwise specified <OTC>	4076
Over-the-counter stimulant; not otherwise specified <OTC>	3100
Owsley, Black	630
Owsley, Purple	631
Oxazepam	205
Oxcarbazepine	1006
Oxide, Nitrous	508
Oxycet	4072
Oxycodone or unspecified oxycodone products	4046
OxyContin	4067
OxyElite Pro	8334
Oxygen	543
Oxygen, Liquid	543
Oxy-IR	4117
Oxymorphone	4120
Oxyprozin	4039
Oxytocin	8224
Ozone	5011
P.M., Excedrin <OTC>	181
P.M., including non-Tylenol brands, Acetaminophen	1025
P.M., Robitussin <OTC>	1007
P.M., Tylenol <OTC>	180
P.O.T.C.	381
P2P	3081
Pack, Z-	8019
Pain reliever lotion, rub; not specified	4092
Pain reliever, Over-the-counter; not otherwise specified <OTC>	4076
Paint	520
Paint solvents other than lacquer thinner	505
Paint, Old	520
Paints, Spray	502
PAM	540
Pamelor	250
Pamprin <OTC>	4023
Panadeine	4127
Panafen Plus	4126
Pancof	8253
Pane, 4-way	625
Pane, Window	625
Paniolis	665
Panlor	4107
Pantopon	4115
Paper	5004
Paper, Acid	618
Paper, Liquid	509
Parafon Forte	4086

Definition	Code
Paramethoxyamphetamine	6106
Paramethoxymethamphetamine	6165
Paregoric	433
Paris 400	837
Parkopan	8329
Paroxetine	283
Passion, Purple	6080
Paxil	283
Paxipam	210
PCB	260
PCE	6191
PCP	605
PDR	491
Peach	6069
Peanut butter crank	368
Pedro, San	6078
Peels, Banana	678
Peels, Orange	6184
Pee-pope	674
Peganento	569
Penadur	8323
Penicillin	820
Pens, Felt-tip	511
Pens, Ink	511
Pentobarbital	118
Pentothal	118
Pentothal, Sodium	118
Pentrexyl	821
Pep spice	8283
Pep ups	3002
Pep, Diet <OTC>	3048
Pepcid	891
Pepcid AC <OTC>	8047
Peppies	3019
Pepto Bismol <OTC>	8094
Percocet	423
Percodan	406
Percogesic <OTC>	4050
Perfume	548
Perico	805
Peridan	8336
Periset	8184
Permanent marker, Burning/ignited	5992
Peroxyl <OTC>	8059
Perphenazine	233
Pertussin spray	567
Pervitin [see also 322]	3126
Peyote	602
Phen, Fen (fenfluramine and phentermine)	3015
Phenaphen 3	410
Phenaphen with Codeine	410
Phenazepam	1016
Phencyclidine	605
Phendimetrazine	349

Definition	Code
Phenergan	130
Phenergan with Codeine	4116
Phenethylamine, 2,5-Dimethoxy-4-(2-fluoroethylthio)	6172
Phenethylamine, 2,5-Dimethoxy-4-chloro	6139
Phenethylamine, 2,5-Dimethoxy-4-ethyl-	6138
Phenethylamine, 2,5-Dimethoxy-4-iodo	6126
Phenethylamine, 2,5-Dimethoxy-4-methyl	6154
Phenethylamine, 2,5-Dimethoxy-4-methylthio	6159
Phenethylamines; otherwise unspecified	6147
Phenobarbital	115
Phenoxyl	8246
Phenphedrine <OTC>	8304
Phentametrizine	349
Phentermine	313
Phentermine and fenfluramine, Fen-Phen	3015
Phenyl nitrate	527
Phenyl-2-propanone	3081
Phenylbutazone	4139
Phenylephrine <OTC>	8256
Phenylpropanolamine	347
Phloroglucinol	8204
Photographic development fluid	5081
Phrenilin Forte	4045
Picot <OTC>	8340
Pigface	6034
Pill, Over-the-counter diet; not otherwise specified <OTC>	3073
Pill, Sea/motion sickness pill <OTC>	1002
Pills	809
Pills, alli weight loss <OTC>	3118
Pills, Apple cider and vinegar <OTC>	8109
Pills, Brown gel	4008
Pills, Caffeine <OTC>	3044
Pills, Diet	336
Pills, Energy	3027
Pills, Happy	4007
Pills, Heart-shaped black	357
Pills, Hyper	3040
Pills, Over-the-counter asthma; not otherwise specified <OTC>	8095
Pills, Sugar	8031
Pills, Vitamin <OTC>	848
Pills, Yellow tiny	668
Pills/antihistamine, Allergy; type unspecified	8009
Pills; Over-the-counter drug/; type unspecified <OTC>	8110
Pine-sol	5075

Definition	Code
Ping pong balls	5087
Pink champagne	807
Pink crosses	398
Pink Floyd	642
Pink football	382
Pink hearts	328
Pink ladies	380
Pink lemon	388
Pink ones, Little	385
Pink roses	341
Piperazine; otherwise unspecified	8360
Piracetam	8316
Pirbuterol	3053
Piriton <OTC>	8138
Piroxicam	4029
Pitocin	8224
Pixie sticks	553
Placidyl	105
Plant, Belladonna	187
Plant; type unspecified, Herb, flower,	8011
Plastic, Amazing Elastic	5062
Plastic, Melted	5019
Plegine	310
Plus, Alka Seltzer <OTC>	8266
Plus, Conex	8142
Plus, Lorcet	434
Plus, Panafen	4126
Plus, Pro <OTC>	8185
PM, Advil <OTC>	1018
PMA	6106
PMMA	6165
Pod; otherwise unspecified, moonflower/	6170
Poison, Rat/rodent; contents unspecified	8232
Poles, Totem	4058
Polish dryer, Nail	5065
Polish remover, Nail	518
Polish, Furniture	573
Polish, Nail	526
Polish; contents unspecified	5115
Polistirex, Dextromethorphan <OTC>	8192
Polyurethane spray	5030
Pondimin	314
Pong balls, Ping	5087
Ponstan	498
Ponstel	498
Poppers	506
Pot	803
Potassium chloride	8098
Potpourri	599
Powder	8026
Powder, Baby	5170
Powder, BCAA <OTC>	8349
Powder, Headache <OTC>	4049
Powder, Kanna	8358

Definition	Code
Powder, White	3020
Powdered candy	531
Powdered cleansers; e.g. Ajax, Comet, Boraxo	5044
Pramipexole	8285
Precose	8211
Prednisone	8035
Pregabalin	8236
Preludin	311
Premarin	874
Pre-Sate	383
Pressure medication, Blood	844
Prestiq	8284
Prevacid	8162
Prilosec	8032
Primatene Mist <OTC>	3190
Primatene tablets <OTC>	3003
Primo	832
Primobolan	8081
Print, Ink	5004
Pro Plus <OTC>	8185
Pro, OxyElite	8334
Pro-Air	377
Procaine	454
Prochlorperazine	230
Prodolin	4082
Product, Protein-based weight gain; type unspecified	8222
Product/supplement, Hoodia <OTC>	8257
Prolixin	262
PromAce	298
Promazine	192
Promethazine	130
Promethazine with Codeine	4116
Promethazine with Codeine mixed with Sprite), Lean (8293
Propacet	4038
Propane	521
Propellant, Air brush	591
Propellant, Airsoft	5127
Propellant, Green gas	5114
Propionate, Drostanolone	8325
Propionate, Testosterone	8164
Propofol	1010
Propoxyphene	414
Propranalol	819
Propylene	898
Prosom	188
Protector, Leather	546
Protector, Suede	546
Protein-based weight gain product, type unspecified	8222
Protonix	8268
Proventil	377

Definition	Code
Provera	8086
Provigil	3090
Provil <OTC>	4074
Prozac	241
Pseudoephedrine <OTC>	364
Psilocin	6167
Psilocybin	604
Purell	5071
Purple Blast <OTC>	3072
Purple fingers	664
Purple footballs	382
Purple haze	637
Purple hearts	342
Purple life	6058
Purple microdot	622
Purple Owsley	631
Purple passion	6080
Purple pyramid	640
Purple rain	6066
Putty, Silly	5026
Putty, Wood	5037
PVC	5055
PVC Cleaner	5090
Pyramid, Purple	640
Pyridium	473
Q'at	351
Quaalude [see also 138]	116
Quad Bar	2018
Queen	643
Queen, Mount	643
Quetiapine	178
Quick drying treatment for nails	5065
Quiet World <OTC>	194
Quinine	8267
Quinn, Mighty	6123
QV75, Trembolona	8212
R2	2007
Rabbit tobacco	822
Raid), Insect killer (e.g.	554
Rain, Purple	6066
Rainbow speed	360
Ramelteon	1017
Ramstein	6033
Ranitidine	8213
Rat/rodent poison; contents unspecified	8232
Rave runners	577
Red and blues	184
Red Bull Energy Drink <OTC>	8209
Red cross	495
Red Dawn GHR Release <OTC>	8216
Red devil(s)	145
Red dragon	621

Definition	Code
Red hearts	3030
Red, Lilly	4034
RedLine <OTC>	3103
Redotex	3083
Reds	129
Redux	3110
Refrigerant	516
Regal medicated oil	8119
Rejuvenator, Rubber	5126
Relafin	4035
Relaxen <OTC>	1023
Relaxers, Muscle	2002
Release, Red Dawn GHR <OTC>	8216
Reliever lotion, rub, Pain; not specified	4092
Reliever, Over-the-counter pain; not otherwise specified <OTC>	4076
Relpax	4124
Remeron	295
Remifentanil	4142
Remover, Gum	5054
Remover, K2r Spot	509
Remover, Nail polish	518
Remover, Wart	5036
Repellant; type unspecified, Water/Stain	5076
Resin, Acrylic	6052
Resistol	5077
Resperidone	285
Restoril	112
Reynol [sic]	4024
Ricea	617
RID	690
Ridaura	4040
Ringer, blue	281
Ripped fuel <OTC>	3036
Risperdal	285
Risperdol	285
Ritalin	318
Ritalin LA	3114
Ritz and Ts	8291
Rivotril	246
RJ8	396
RJs, Black	396
Robaxin	223
Robaxisal	2014
Robin's eggs	329
Robins, Blue	330
Robinul	8082
Robitussin AC with Codeine	480
Robitussin DM <OTC>	829
Robitussin Elixir	8001
Robitussin P.M. <OTC>	1007
Robo	8214
Robo tripping	8214
Robomol	223

Definition	Code
Roche	268
Rock	806
Rock, Stud the	3012
Rocket fuel	629
Rodent poison, Rat/; contents unspecified	8232
Rohr 714	1008
Rohypnol	268
Roloids <OTC>	8259
Roller, High	6050
Rolls	6073
Romilar, form unspecified	8208
Roofies	268
Room odorizer, Locker	506
Root	6030
Root, Belladonna	187
Root, Mantis	6150
Rope, Hemp	5096
Rorer	4027
Rorer 714	1008
Rose, Hawaiian wood	627
Rosebud seed tea, Hawaiian	628
Roses, Pink	341
Roxanol	417
Roxicet	4047
Roxicodone	4065
Roxilox	4068
Roxiprin	406
Rozerem	1017
R-R	5008
Rub, Pain reliever lotion; not specified	4092
Rubber cement	504
Rubber rejuvenator	5126
Rubber, Burned	5050
Rubbing alcohol	548
Rue, Syrian	6111
Rufen	432
Runners, Rave	577
Rush	506
Rush, Cobra	5005
Rx, Met- <OTC>	8148
Rye mold	6091
Safflower oil <OTC>	8275
Sage, Diviner's	6043
Salflex	4075
Salsalate	4075
Salt	8282
Salt, Lime	5025
Salts, otherwise unspecified, Bath	8301
Salvia divinorum	6043
San Pedro	6077
Sanitizer, Hand; contents unspecified	5049
Sanoma	2001
Sanorex	316

Definition	Code
Sanzolol	8076
Saridone	4112
Sarsaparilla	8359
Sassafras	6005
Sassafras tea	6005
Satan flower	6059
Sativa; otherwise unspecified	8227
Save, Metabolize and <OTC>	3059
Sceletium tortuosum	8358
Schizophrenic, Anti-psychotics/; type unspecified	8085
Sclerotia	604
Scooby snacks	6145
Scoop	6119
Scopolamine	1020
Scotch Brite	5094
ScotchGard	539
Sealant, Window	533
Sealants, Sealers/; type unspecified	5058
Sealer, Floor	5128
Sealer, Tire inflator; aerosol unspecified	5173
Sealers/sealants; type unspecified	5058
Seasickness pill <OTC>	1002
Secobarbital	119
Seconal	109
Sedalmerk	3106
Sedalmex <OTC>	4136
Sedapap	4045
Sedative, Homemade	1024
Sedoxil	2026
Seducaps	198
Seed tea, Hawaiian rosebud	628
Seeds, Ginseng	635
Seeds, Hallucinogen	6004
Seeds, Hawaiian Woodrose	627
Seeds, Locoweed	6049
Seeds, Morning glory	617
Seeds/plant, Mulberry	6158
Seeds; type unspecified, Trumpet flowers	6078
Seizures, Anti-; type unspecified	8195
Seldane	140
Seltzer Plus, Alka <OTC>	8266
Seltzer, Alka <OTC>	8042
Separa	8052
Serax	205
Seroquel	178
Seroquel XR	1021
Sertraline hydrochloride	271
Serzone	292
Seven, Lucky	6120
Shabu	6081
Shampoo	5172
Sharpies	511
Shellac	5079

Definition	Code
Sherm	612
Sherman	612
Shermstick	612
Shine/tire cleaner, Tire	589
Shirka	711
Shoe cleaner; otherwise unspecified	5104
Shoe dye	5103
Shoeshine liquid	504
Shot, Flu; otherwise unspecified	8151
Shots, Cloud 10 Chill <OTC>	8302
Shower cleaner, "The Works"	5095
Shrooms	604
Sibutramine	3080
Sickness pill, Sea/Motion <OTC>	1002
Silicone	5070
Silk	6057
Silly putty	5026
Silly String	5052
Silver chloride	8111
Simply Green	5066
Simply Sleep <OTC>	196
Sinequan	247
Sinex <OTC>	8051
Singulair	8136
Sinicuichi	6071
Sinus, Advil Cold and <OTC>	8070
Sinus, Tylenol <OTC>	8123
SK-65	403
Skelaxin	290
Skittles	6127
SK-Lygen	219
Skunk II	677
Slack	850
Sleep aid, Over-the-counter; not specified <OTC>	122
Sleep, Simply <OTC>	196
Sleepettes <OTC>	132
Sleep-Eze <OTC>	1029
Slim Fast <OTC>	8046
Slime, Banana slug	6097
Slimming, Botanical <OTC>	8321
Slimquick <OTC>	3104
Slug slime, Banana	6097
Smack	706
Smilies	4009
Smoke bomb	5129
Smoke from a fire	5068
Smoked tea from Lipton tea bag	566
Smoked with toothpaste, Cigarettes baked/	8292
Smokeless tobacco	816
Smoking; not otherwise specified	8118
Snacks, Scooby	6145
Snake bite kit	6021
Snake venom	6142

Definition	Code
Snow	884
Snuff	816
Soap	560
Soccerballs	3029
Soda, Baking	5169
Sodium barbital	156
Sodium chloride	8282
Sodium pentothal	118
Sodium, Naproxen 220 mg <OTC>	4129
Soft drink bottle, Carbon from empty	586
Sol, Pine	5075
Solpadeine	4093
Solution/mixture, Brompton's	4089
Solvent, Dry cleaning fluid/	5084
Solvents, Paint, other than lacquer thinner	505
Soma	2001
Soma Compound	2019
Somatech	8099
Sominex <OTC>	126
Sonata	189
Sopor [see also 138]	116
Sorbitol	8049
Sostenon	8090
Spancap	3067
Spanish fly	886
Spasfon	8204
Spasmoproxyn	4078
Special K	658
Speckleberry	3034
Speckled birds	330
Speckled eggs	329
Speed, Rainbow	360
Speed, Truck driver's	3049
Speed; otherwise unspecified	3052
Speedball (heroin + cocaine)	705
Spice, K	8283
Spice, Pep	8283
Spider in my feet	686
Spiny apples	6054
Spirits of ammonia	542
Spontane	8341
Spook	6136
Spot remover, K2r	509
Spray	687
Spray adhesive	5118
Spray O Buzz	5014
Spray paints	502
Spray, Axe body	5078
Spray, Cryogenic cleaning	5022
Spray, Ignition	5120
Spray, Muscle stimulator; contents unspecified	8170
Spray, Pertussin	567
Spray, Polyurethane	5030

Definition	Code
Spray, Tag body	5108
Spray, Tattoo Goo Color Guard	5089
Spray, Tinactin antifungal	5109
Spray/lozenge, Throat; type unspecified <OTC>	8014
Sprays, other than spray paints, Aerosol	503
Sprix	4138
SR, Oramorph	4061
St. John's Wort <OTC>	8183
Stacker 2 <OTC>	8093
Stacker 3 <OTC>	8093
Stadol	419
Stadol NS	419
Stagesic	4036
Stain Repellant, type unspecified, Water	5076
Stanozolol	8076
Starting fluid	594
Stay Alert Stimulant, Dexitac <OTC>	3101
Stay awakes <OTC>	3045
Stay Trim <OTC>	3074
Stelazine	226
Steroids	824
Stevia <OTC>	8294
Stick, Glow	5130
Stick, Happy	612
Stick, Sherm	612
Stick, Thai	645
Stick, Wicki	857
Sticks, Pixie	553
Stilnox	174
Stimulant, Dexitac Stay Alert <OTC>	3101
Stimulant, Over-the-counter; not otherwise specified <OTC>	3100
Stimulants, Homemade	3062
Stimulator spray, Muscle; contents unspecified	8170
Stimulin <OTC>	8263
Stingers, Super <OTC>	3088
STP	636
Stramonium, Datura	650
Strattera	3087
Strawberry whip cream	252
String, Silly	5052
Stripper, Floor wax	5074
Stropharia	669
Strychnine	6031
Stud 100	3012
Stud the rock	3012
Stuff, Hard	817
Sublimaze	465
Suboxone	4109
Subutex	4119

Definition	Code
Sucralfate	892
Sudafed <OTC>	3047
Suede protector	546
Sufenta	4118
Sufentanil	4118
Sugar	531
Sugar cubes	6079
Sugar pills	8031
Sulfur; otherwise unspecified	5105
Sulfuride	8255
Sulinac	4111
Sumatriptan	4002
Suncrush	672
Sunshine	624
Sunshine, Orange	624
Sunshine, Yellow	624
Super cool	6095
Super Glue	504
Super K	6042
Super kool	6095
Super Stingers <OTC>	3088
Super X	6006
Supercaps	3093
Superdrol <OTC>	8244
Supplement (pill, powder, liquid), Acai berry <OTC>	8269
Supplement, Green tea <OTC>	8262
Supplement, Hoodia product/ <OTC>	8257
Supplements, Dietary; otherwise unspecified	8171
Suprax	4066
Sur-noxem	5033
Sustanol	8089
Sustanon	8090
Sustiva	8105
Sweet flag	6133
Synalgos	447
Synalgos DC	447
Synatan	3070
Syncol	4071
Synthetic cannabinoids (e.g., K2, Spice, JWH-018)	8283
Synthetic cannabis; otherwise unspecified	8315
Synthetic heroin	4088
Synthroid	897
Syntocinon	8224
Syrian rue	6111
Syrup, Cough medicine/; type unspecified	8058
Syrup/medicine with Codeine, Cough	4031
T3	8167
T7	6100
Tabcin <OTC>	8146
Tablets, Cold	843

Definition	Code
Tablets, garlic <OTC>	8041
Tablets, Primatine <OTC>	3003
Tabs, Bute	4139
Tabs, Gel	6044
TAC	376
Tafil	209
Tag body spray	5108
Tagamet	895
Tail, Lion's	6013
Tailpipe exhaust fumes, Car	545
Talacen	413
Talbutal	195
Tally	568
Talwin	411
Talwin NX	412
Tandrilax	2023
Tank, CO ₂	5022
Tape, Adhesive	5016
Tape, Masking	5016
Tar heroin, Black	707
Taters	6157
Tattoo Goo Color Guard Spray	5089
Taurine	8344
Tavist D <OTC>	8050
TCB-2	6180
TCE	5100
TCL	585
TCP	6092
Tea supplement, Green <OTC>	8262
Tea, Green <OTC>	8262
Tea, Hawaiian rosebud seed	628
Tea, Mormon	6124
Tea, Sassafras	6005
Tee [sic], Water	179
Teen, Mega <OTC>	8133
Tee's	4077
Tee's and b's	457
Tegretol	4011
Telithromycin	8155
Temazepam	112
Temgesic	4073
Temple, Kiff Kathmandu	6099
Tendrils, Morning glory	617
Tenex	8295
Tennis balls	5087
Tenocyclidine	6164
Tenuate	307
Tepanil	308
Tequila worm	6022
Terbutaline	3031
Terpin Hydrate	8207
Terpin Hydrate with Codeine	4103
Terramycin	8274
Tessalon	8235

Definition	Code
Test 250 <OTC>	8113
Test 400 <OTC>	8113
Testosterona 200	8103
Testosterone	8067
Testosterone 300	8103
Testosterone cyprionate	8083
Testosterone enanthate	8206
Testosterone propionate	8164
Tetrachloride, carbon	5106
Tetrachloroethene	5080
Tetracycline	828
Tetrafluoroethane	5121
Tetrafluoroethylene	5047
Tetrahydrocannabinol	802
Tetrazepam	2022
Teveten	8160
Thai stick	645
THC	802
The Works shower cleaner	5095
Theo-Dur	825
Theophed	3039
Theophylline	8048
TheraFlu <OTC>	8169
Thermadrene <OTC>	8104
Thermicore <OTC>	8096
Thermo Carb <OTC>	3085
Thermochrome 5000 <OTC>	8037
Thermogenics; otherwise unspecified <OTC>	8152
Thinner, Lacquer	505
Thins, Mini	3050
Thiocolchicoside	2024
Thiopental	118
Thorazine	227
Thorn apple	650
Throat spray/lozenge; type unspecified <OTC>	8014
Thujone	6161
Tic	619
Tigan	8356
Tiletamine	6149
Tina	3089
Tinactin antifungal spray	5109
Tiny pills, Yellow	668
Tire cleaner, Tire shine/	589
Tire inflator/sealer; aerosol unspecified	5173
Tire shine/tire cleaner	589
Tish	6104
Tizanidine	8097
TMA	6156
Toad	660
Toad licking	660
Tobacco, Chewing	816
Tobacco, Rabbit	822

Definition	Code
Tobacco, Smokeless	816
Tobacco, type unspecified	813
Tofranil	284
Toilet bowl hook-ons	5085
Tolectin	467
Toluene	504
Toluol	517
Tombstones	4094
Toothpaste, Cigarettes baked/smoked w/	8292
Toothpicks	6053
Topamax	197
Topiramate	197
Tops and bottoms	457
Tops, Cross	334
Toradol	481
Torbugesic/Torbutrol (veterinary butorphanol)	4087
Torbutrol (veterinary butorphanol), Torbugesic/	4087
Tortuosum, Sceletium	8358
Tornado	574
Torzien	270
Totem poles	4058
Tramadol	4043
Tramadol extended release, otherwise not specified	4133
Tranquilizer, Animal	663
Tranquilizer, Horse	663
Tranquilizers, Homemade	2027
Transmission fluid	5059
Tranxene	206
Tranxilium	206
Traumeel	4146
Trazodone hydrochloride	225
Treatment for nails, quick drying	5065
Tree bark, Mimosa	6148
Tree(s), Christmas	374
Trembolona QV75	8212
Tren 150, Tri	8272
Trenbol	8122
Trenbolone	8212
Trenbolone Blend, Triple	8272
Tri Tren 150	8272
Triamcinolone	8102
Triaminic <OTC>	8064
Triavil	224
Triazolam	113
Trichlorethylene	5100
Trichloroethane	565
Trichloronitrate	597
Trifluoperazine HCl	226
Tri-iodothyronine	8167
Trilafon	233

Definition	Code
Trileptal	1006
Trim, Stay <OTC>	3074
Trimethobenzamide	8356
Trimethoxyamphetamine	6156
TrimSpa <OTC>	8176
Trinity	6075
Trioxsalen	8040
Triple "S"	4030
Triple C <OTC>	6083
Triple Trenbolone Blend	8272
Triplets	6038
Tripping, Robo	8214
Trips	6038
Triptaneve [sic]	6051
Truck driver's speed	3049
Trumpet flowers/seeds; type unspecified	6078
Trumpet, Devil's	6163
Trumpets, Angel	695
Tryptamine, 4-Acetoxy-N,N-dimethyl	6171
Tryptamine, 5-Methoxy	6155
Tryptamine, 5-methoxy-N-methyl-N-isopropyl	6192
Tryptamine, Alpha-methyl	6105
Tryptamine, Diisopropyl-	6144
Tryptamine, Dimethyl	616
Tryptamine, Dipropyl	6141
Tryptamine, N-Methyl-N-isopropyl	6140
Tryptamine, not otherwise specified	6051
Tryptophan	245
Tryptophan, 5-Hydroxy <OTC>	8137
T's and blues	457
Ts and rits	8291
Ts and Rs	8291
TSP	6032
Tuinal	110
Tukol <OTC>	8339
Tums <OTC>	8030
Tuner, TV	522
Turbo, LoCarb <OTC>	3095
Turpentine	5117
TussiCaps	8297
Tussiongon	4125
Tussin medication, no other information	8231
Tussionex	4097
TV (MTV), Liquid	522
TV Tuner	522
TV11Y	522
Tweek	3013
Two-way Action, Mini <OTC>	3068
Tylenol <OTC>	435
Tylenol 3	409
Tylenol 4	409
Tylenol Allergy <OTC>	8205
Tylenol Cold Medication <OTC>	8065

Definition	Code
Tylenol Extra-Strength <OTC>	435
Tylenol Flu <OTC>	8146
Tylenol Flu Nighttime <OTC>	1014
Tylenol P.M. <OTC>	180
Tylenol Sinus <OTC>	8123
Tylenol with Codeine	409
Tylox	4093
Tylox	431
Typewash	509
Tywall	5038
Ultra, Cloud 10	8314
Ultracet	4083
Ultram	496
Ultram ER	4134
Unicorn	634
Unisom <OTC>	123
Up you(r) gas <OTC>	3054
Up, Heads	3032
Up-johns	3018
Uppers	324
Uprima	8341
Ups, Head	3032
Ups, Pep	3002
Uptime	3014
Valdecobix	4096
Valerian <OTC>	1004
Valium	201
Valproic acid	894
Valsartan	8107
Valtrex	8126
Vanilla), Cooking extracts (lemon, etc. <OTC>	8145
Vapor, Nano <OTC>	8248
Vapors, Isopropanol	548
VapoRub/inhaler, Vicks <OTC>	8056
Venom, Snake	6142
Ventolin	377
Ventrex [sic]	4026
Venus	6067
Verapamil	8135
Versed	237
Verstran	266
Veterinary butorphanol, Torbugesic/Torbutrol	4087
Viagra	8066
Vicks 44 <OTC>	8115
Vicks VapoRub/inhaler <OTC>	8056
Vicodin	434
Vicoprofen	4033
Vicotuss	4143
Vilca	6134
Vinegar	5116

Definition	Code
Vinegar pills, Apple cider and <OTC>	8109
Vioxx	4055
Virola	8159
Viserol [sic]	4025
Vistaril	215
Vitamin K	8078
Vitamin pills <OTC>	848
Vitamin, Liquid <OTC>	848
Vivactil	263
Vivarin <OTC>	354
Vivonex <OTC>	8258
Voltaren	4056
Voranol	315
Vyvanse	3111
Wacky Weed	6160
Wafers	173
Wak [sic]	852
Warfarin	8279
Wart remover	5036
Water	6047
Water pills	865
Water tee [sic]	179
Water/stain repellent; type unspecified	5076
Watson(s); no other information	8201
Wax, Floor	5029
Way pane, 4-	625
WD-40	582
Weed	803
Weed, Ginseng	635
Weed, Horny goat	8322
Weed, Wacky	6160
Weight gain product, Protein-based; type unspecified	8222
Weight loss pills, alli <OTC>	3118
Wellbutrin	3026
Wellbutrin XL	3108
Wet	6056
Wet cement	5020
Wet Ones wipes	5067
Whack	852
Whip cream, Strawberry	252
Whipped-cream can	528
Whippets	508
White cross	326
White girl	8166
White molly	337
White powder	3020
White-Out	524
Whites	331
Wicki stick	857
Widows, Black	139
Wild dagga	6013
Wild lettuce	1015

Definition	Code
Window	625
Window cleaner, Glass/	5046
Window pane	625
Window sealant	533
Winstrol	8076
Wipes, Wet Ones	5067
Wonderland, Alice in	6101
Wood alcohol	5040
Wood filler	5037
Wood putty	5037
Wood rose, Hawaiian	627
Woodrose seeds, Hawaiian	627
Works" shower cleaner, "The	5095
World, Quiet <OTC>	194
Worm, Agave	6022
Worm, Tequila	6022
Wormwood	6062
Wort, St. John's <OTC>	8183
Wound gel, Biolex <OTC>	8150
Wygesic	404
X	606
X, 2C-	6143
X, Super	6006
Xanax	209
Xanax bars	209
Xanax XR	2016
Xenadrine <OTC>	3056
Xenical	3079
XL, Wellbutrin	3108
XL-3	8277
XR, Adderall	3086
XR, Focalin	3124
XR, Seroquel	1021
XR, Xanax	2016
X-TC	606
Xylene; otherwise unspecified	5102
Xylocaine	8187
Yaba	3096
Yage	6103
Yager's liniment <OTC>	8215
Yahe	6103
Yellow jackets	124
Yellow jell	6025
Yellow sunshine	624
Yellow tiny pills	668
Yellow zombies	164
Yellow, Mellow	651
Yesca	8003
YLOALE	881
Yohimbe	3023
Yopo	6134
You(r) gas, Up <OTC>	3054

Definition	Code
Zacatechichi, Calea	8276
Zaleplon	189
Zanaflex	8097
Zanies	2003
Zannies	2003
Zans	2003
Zantac	8002
Zantac 75 <OTC>	8130
Zany bars	2003
Zentro [sic]	3025
Zestril	257
Zicam <OTC>	8303
Ziprasidone	2012
Zithromax	8019
Zofran	8184
Zolmitriptan	4059
Zoloft	271
Zolpidem	174
Zomax	4054
Zombie Matter	8311
Zombies, yellow	164
Zomig	4059
Zonick	666
Zopiclone	1005
Z-pack	8019
Zyban	3026
Zydone	434
Zylortim <OTC>	8300
Zyprexa	289
Zyrtec <OTC>	8010
ZzzQuil <OTC>	1027

APPENDIX B

Consolidated Drug Other Specify Tables

Tabulation of OVERALL Drug Other Specifies

Drug Code	Drug Name	Number of Times Mentioned in Other Specifies	% Of All Drugs Specified
105	Placidyl, Ethchlorvynol	6	0.13
108	Nembutal	1	0.02
109	Seconal	9	0.20
110	Tuinal	3	0.07
112	Restoril, Temazepam	3	0.07
115	Phenobarbital	1	0.02
116	Methaqualone, Sopor, Quaalude	41	0.89
117	Chloral hydrate, Noctec	1	0.02
120	Downers; OTHER Sedative, NOT OTHERWISE SPECIFIED	10	0.22
121	USED SEDATIVE, DON'T KNOW NAME	2	0.04
122	Over-the-counter sleep aid; not specified <OTC>	1	0.02
123	Unisom <OTC>	2	0.04
124	Yellow jackets	2	0.04
129	Reds	1	0.02
130	Phenergan, Promethazine	11	0.24
131	Haldol, Haloperidol	2	0.04
137	7-14	1	0.02
157	Barbiturates	2	0.04
171	NyQuil <OTC>	12	0.26
174	Ambien, Stilnox, Zolpidem	115	2.50
176	Melatonin <OTC>	10	0.22
177	Bean	1	0.02
178	Quetiapine, Seroquel	25	0.54
180	Tylenol P.M. <OTC>	2	0.04
186	Butalbital	1	0.02
187	Belladonna plant/flower/root, deadly nightshade	2	0.04
189	Sonata, Zaleplon	2	0.04
191	Blues	2	0.04
195	Lotusate, Talbutal	1	0.02
201	Valium, Diazepam	67	1.46
207	Ativan, Lorazepam, Orfidal	11	0.24
209	Xanax, Alprazolam, Tafil, Xanax bars	174	3.78
211	BuSpar, Buspirone	4	0.09
215	Vistaril	3	0.07

Tabulation of OVERALL Drug Other Specifies

Drug Code	Drug Name	Number of Times Mentioned in Other Specifies	% Of All Drugs Specified
216	Atarax, Hydroxyzine	1	0.02
221	OTHER Tranquilizer, NOT OTHERWISE SPECIFIED	4	0.09
223	Carbacot, Marbaxin, Methocarbamol, Robaxin	4	0.09
225	Desyrel, Trazodone hydrochloride	22	0.48
227	Thorazine	4	0.09
228	Amitriptyline, Elavil	4	0.09
229	Librax	1	0.02
232	Mellaril	1	0.02
234	Flexeril, Cyclobenzaprine	36	0.78
240	Lithium carbonate, Lithonate	1	0.02
241	Prozac, Fluoxetine	5	0.11
246	Clonazepam, Diocam, Klonopin, Rivotril	46	1.00
247	Adapin, Doxepin, Sinequan	1	0.02
267	Marezine	1	0.02
271	Sertraline hydrochloride, Zoloft	2	0.04
278	Benzodiazepines	2	0.04
280	Ketaset	1	0.02
283	Paroxetine, Paxil	2	0.04
285	Risperdal, Risperdol, Resperidone	1	0.02
288	Baclofen	1	0.02
290	Metaxalone, Skelaxin	1	0.02
291	Celexa, Citalopram	1	0.02
301	Dexedrine	3	0.07
306	Desoxyn	1	0.02
311	Preludin	2	0.04
313	Acxion, Adipex-P, Fastin, Phentermine	15	0.33
318	Ritalin, Methylphenidate	18	0.39
320	Dextroamphetamine	1	0.02
322	Methamphetamine ("ice" or "crank"), Meth	94	2.04
324	Uppers; OTHER Stimulant, NOT OTHERWISE SPECIFIED	11	0.24
326	White cross	9	0.20
327	Black beauties, black beauty	12	0.26
328	Pink hearts	2	0.04
329	Bird"s eggs, robin"s eggs, speckled eggs	3	0.07

Tabulation of OVERALL Drug Other Specifies

Drug Code	Drug Name	Number of Times Mentioned in Other Specifies	% Of All Drugs Specified
331	Blancs, whites	1	0.02
332	Ephedrine	3	0.07
333	357 Magnum, Magnum 44 <OTC>	2	0.04
334	Crossroads, cross tops	6	0.13
336	Diet pills/medications/drugs; otherwise unspfd	6	0.13
339	Amphetamines	4	0.09
344	Bennies	1	0.02
345	Black molly	4	0.09
348	Crystal	2	0.04
351	Cathinone, cat, khat, Q"at	2	0.04
353	No-Doz <OTC>	1	0.02
355	Crystal meth, crystal methamphetamine	10	0.22
359	Criss cross	1	0.02
364	Pseudoephedrine <OTC>	1	0.02
374	Christmas tree(s)	4	0.09
379	Hearts	1	0.02
382	Footballs, purple footballs	1	0.02
395	Black cats	1	0.02
401	Darvon	4	0.09
406	Percodan, Roxiprin	1	0.02
407	Demerol, Meperidine	9	0.20
408	Dilaudid, Hydromorphone	57	1.24
409	Tylenol with Codeine, Tylenol 3, Tylenol 4	9	0.20
411	Talwin	4	0.09
415	Codeine	22	0.48
417	Morphine, Roxanol	75	1.63
418	Methadone, Dolophine	14	0.30
419	Stadol, Stadol NS	2	0.04
420	OTHER Analgesic, NOT OTHERWISE SPECIFIED	31	0.67
422	Motrin	16	0.35
423	Percocet	52	1.13
424	Fioricet	2	0.04
425	Advil <OTC>	58	1.26
427	Darvocet, Davocet-N	4	0.09

Tabulation of OVERALL Drug Other Specifies

Drug Code	Drug Name	Number of Times Mentioned in Other Specifies	% Of All Drugs Specified
430	Aspirin, Ecotrin, Empirin <OTC>	19	0.41
431	Tylox	4	0.09
434	Vicodin, Lortab, Lorcet, Anexsia, Co-Gesic	88	1.91
435	Tylenol, Tylenol Extra-Strength <OTC>	58	1.26
438	Anaprox, Naprosyn, Naproxen, Naxen	9	0.20
442	Ibuprofen	96	2.09
450	Acetaminophen, incl. non-Tylenol brands <OTC>	4	0.09
458	Finalin, Mepergan, Mepergan Fortis, Meprozone	3	0.07
465	Actiq, Fentanyl, Duragesic, Sublimaze	32	0.70
466	Midol <OTC>	7	0.15
468	Excedrin <OTC>	4	0.09
470	Cafergot	1	0.02
476	Duradrin, Isocom, Midrin	1	0.02
481	Acular, Dolac, Ketorolac tromethamine, Toradol	3	0.07
496	Ultram	1	0.02
499	Aleve <OTC>	10	0.22
501	Gasoline or lighter fluids	7	0.15
502	Spray paints	4	0.09
503	Other aerosol sprays	25	0.54
504	Shoeshine liquid, glue, or toluene	7	0.15
505	Lacquer thinner or other paint solvents	5	0.11
506	Amyl nitrite, "poppers," locker room odorizer, "rush"	9	0.20
508	Nitrous oxide, "whippits," dentist gas	17	0.37
509	Correction fluids, degreasers, cleaning fluids	1	0.02
510	OTHER Inhalant, NOT OTHERWISE SPECIFIED	8	0.17
511	Markers, felt-tip pens, ink pens	75	1.63
512	Incense	3	0.07
516	CHC, chlorofluorocarbon, freon, refrigerant	14	0.30
518	Acetone, nail polish remover	4	0.09
519	Helium	15	0.33
520	Old paint, paint	5	0.11
524	White-Out	6	0.13
526	Nail polish	5	0.11
528	Whipped-cream can	10	0.22

Tabulation of OVERALL Drug Other Specifies

Drug Code	Drug Name	Number of Times Mentioned in Other Specifies	% Of All Drugs Specified
534	Deodorant	1	0.02
537	Air horn, canned air horn, condensed horn	1	0.02
540	PAM	2	0.04
548	Cologne, isopropanol vapors, rubbing alcohol	7	0.15
560	Diswashing detergent, laundry detergent, soap	2	0.04
566	Smoked tea from Lipton tea bag	3	0.07
586	Carbon from empty soft drink bottle	1	0.02
590	Canned air, compressed air	4	0.09
591	Air brush propellant, air brush cartridge	1	0.02
592	Computer air duster, computer cleaner, dust-off	94	2.04
601	LSD ("acid")	75	1.63
602	Peyote	2	0.04
603	Mescaline	6	0.13
604	Psilocybin (mushrooms), sclerotia, shrooms	42	0.91
605	PCP ("angel dust," phencyclidine)	5	0.11
606	"Ecstasy" (MDMA), X-TC, "X"	22	0.48
607	OTHER Hallucinogen, NOT OTHERWISE SPECIFIED	48	1.04
609	Jimson weed	1	0.02
612	Happy stick, sherm, sherman, shermstick	2	0.04
614	MDA, Methylenedioxy amphetamine	11	0.24
616	DET, Dimethyltryptamine, DMT	175	3.80
617	Morning glory seeds, morning glory tendrils, ricea	5	0.11
618	Acid paper, blotter (acid)	4	0.09
622	Microdot(s), green microdot, purple microdot	5	0.11
625	Window, window pane, 4-way pane, 4-way	3	0.07
627	Hawaiian wood rose, Hawaiian Woodrow seeds	1	0.02
629	Rocket Fuel	1	0.02
636	DOM, STP	6	0.13
637	Purple haze	3	0.07
639	Nutmeg, Mace	5	0.11
650	Datura stramonium, daytura, thorn apple	6	0.13
651	Mellow Yellow	1	0.02
658	Special K, Ketamine	101	2.20
659	Boat	1	0.02

Tabulation of OVERALL Drug Other Specifies

Drug Code	Drug Name	Number of Times Mentioned in Other Specifies	% Of All Drugs Specified
660	Bufotenin, toad, toad licking	1	0.02
663	Animal tranquilizer, horse tranquilizer	2	0.04
678	Banana peels	1	0.02
679	Hell bells	3	0.07
695	Angel"s trumpet	2	0.04
698	2C-B, Bromo mescaline, Nexus	48	1.04
701	OTHER Opiates, NOT OTHERWISE SPECIFIED	4	0.09
702	Heroin	48	1.04
703	Opium	3	0.07
706	Smack	1	0.02
709	Poppy	1	0.02
801	OTHER Drugs, NOT OTHERWISE SPECIFIED	19	0.41
802	THC, cannabinal, marinol, tetrahydrocannabinol	6	0.13
803	Marijuana, MarrJane, Mary Jane, MJ, pot, weed	33	0.72
804	Hashish	1	0.02
805	Cocaine, coca, cocaina, coke, perico	50	1.09
806	Crack, rock	13	0.28
807	Alcohol, beer, ethanol, EtOH, pink champagne	12	0.26
809	Pills	3	0.07
812	Cigars	1	0.02
813	Cigarettes, tobacco (type unspecified)	1	0.02
814	Caffeine <OTC>	1	0.02
820	Penicillin	5	0.11
821	Amoxicillin, Ampicillin, Pentrexly	3	0.07
824	Steroids	11	0.24
829	Robitussin DM <OTC>	13	0.28
843	Cold medicine, cold tablets <OTC>	5	0.11
847	GHB, NSC, gamma hydroxybutyrate	4	0.09
848	Liquid vitamin, vitamin pills <OTC>	2	0.04
852	Formaldehyde, wak, whack (embalming fluid)	3	0.07
858	Antibiotic	1	0.02
866	Boomers	1	0.02
883	Dextromethorphan hydrobromide <OTC>	17	0.37
896	Catapres, Clonidine	3	0.07

Tabulation of OVERALL Drug Other Specifies

Drug Code	Drug Name	Number of Times Mentioned in Other Specifies	% Of All Drugs Specified
900	Not a drug	4	0.09
1001	Benadryl, Diphenhydramine <OTC>	12	0.26
1002	Dimenhydrinate, Dramamine, sea/motion sickness <OTC>	8	0.17
1006	Trileptal, Oxcarbazepine	1	0.02
1008	Rohr 714, Rorer 714	2	0.04
1010	Diprivan, Propofol	1	0.02
1011	Lunesta	7	0.15
1013	Ambien CR	1	0.02
1018	Advil PM <OTC>	1	0.02
1021	Seroquel XR	1	0.02
1025	Acetaminophen PM, incl non-Tylenol brands <OTC>	1	0.02
1027	ZzzQuil <OTC>	3	0.07
1028	Dormidina	1	0.02
1029	Sleep-Eze <OTC>	1	0.02
1030	Alteril <OTC>	1	0.02
2001	Sanoma, Soma, Carisoprodol	36	0.78
2002	Muscle relaxers	16	0.35
2003	Zanies, zannies, zans, zany bars	1	0.02
2004	Bromazepam, Lexillum, Lexomil, Lexotan, Lexotanil	3	0.07
2011	Lexapro	2	0.04
2027	Homemade tranquilizers	1	0.02
2029	Etizolam	1	0.02
3015	Fen-Phen (fenfluramine and phentermine)	1	0.02
3017	Dayquil <OTC>	1	0.02
3023	Adderall	548	11.91
3026	Bupropion, Wellbutrin, Zyban	1	0.02
3041	Desbutal	2	0.04
3046	Adrenalin, Epinephrine	2	0.04
3050	Mini thins	1	0.02
3052	Speed; otherwise unspecified	17	0.37
3064	Ephedra, Ma Huang	1	0.02
3077	Concerta	20	0.43
3086	Adderall XR	1	0.02
3087	Strattera	3	0.07

Tabulation of OVERALL Drug Other Specifies

Drug Code	Drug Name	Number of Times Mentioned in Other Specifies	% Of All Drugs Specified
3090	Provigil, Modafinil	4	0.09
3094	Dexmethylphenidate, Focalin	8	0.17
3111	LDX, Lisdexamfetamine dimesylate, Vyvanse	80	1.74
3116	MCAT, Mephedrone	2	0.04
3119	MDPV, Methylenedioxypyrovalerone	1	0.02
3122	Armodafinil, Nuvigil	1	0.02
3127	4-FMA, 4-Fluoromethamphetamine	1	0.02
3130	IFA-Norex	1	0.02
4002	Imitrex, Sumatriptan	1	0.02
4011	Atretol, Carbamazepine, Carbatrol, Epitol, Tegretol	3	0.07
4031	Cough medicine with Codeine	1	0.02
4035	Nabumetone, Relafen	2	0.04
4043	Tramadol	12	0.26
4044	Hydrocodone	39	0.85
4046	Oxycodone or unspecified oxycodone products	81	1.76
4047	Roxicet	9	0.20
4056	Cataflam, Diclofenac, Voltaren	2	0.04
4057	Mejoral	1	0.02
4065	Roxicodone	11	0.24
4067	OxyContin	98	2.13
4091	K4	1	0.02
4095	Dihydrocodeine	2	0.04
4100	Excedrin Migraine <OTC>	1	0.02
4102	Mobic, Meloxicam	1	0.02
4104	Dolo-Neurobion	2	0.04
4109	Suboxone	30	0.65
4116	Phenergan with codeine, promethazine with codeine	2	0.04
4119	Buprenorphine, Subutex	15	0.33
4120	Numorphan, Opana, Oxymorphone	40	0.87
4125	Hycodan, Hydromet, Tussigon	2	0.04
4137	Nucynta	2	0.04
4145	Daprisal	2	0.04
4146	Traumeel <OTC>	1	0.02
5028	Carburetor cleaner, engine cleaner	1	0.02

Tabulation of OVERALL Drug Other Specifies

Drug Code	Drug Name	Number of Times Mentioned in Other Specifies	% Of All Drugs Specified
5045	Cleaner; not otherwise specified	1	0.02
5049	Hand sanitizer/cleaner; contents unspecified	3	0.07
5053	Electronics cleaner	1	0.02
5071	Purell	1	0.02
5075	Pine-sol	1	0.02
5077	Resistol	1	0.02
5083	Ethyl chloride	1	0.02
5085	Toilet bowl hook-ons	1	0.02
5091	Germ-X	1	0.02
5097	Lysol; aerosol unspecified	1	0.02
5098	Axe/Axe deodorant; aerosol unspecified	7	0.15
6005	Sassafras, sassafras tea	10	0.22
6029	DXM	26	0.57
6043	Diviner"s sage, Salvia divinorum	162	3.52
6051	Tryptamine, not otherwise specified	1	0.02
6061	5-MeO-DMT	2	0.04
6062	Madderwort, wormwood	1	0.02
6074	LSA	16	0.35
6076	Lemon 714	3	0.07
6077	San Pedro	4	0.09
6083	CCC, "Triple C," C3 <OTC>	14	0.30
6087	Ibogaine	1	0.02
6091	Ergot, rye mold	1	0.02
6092	TCP	1	0.02
6100	2C-T-7, T7, blue mystic	1	0.02
6102	Absinthe	4	0.09
6103	Ayahuasca, Yahe	19	0.41
6105	Alpha-methyltryptamine, AMT, IT-290, 3-IT	7	0.15
6109	2, 5-Dimethoxyamphetamine, DMA	2	0.04
6112	2C-T-2	2	0.04
6114	Molly; not otherwise specified	56	1.22
6126	2,5-Dimethoxy-4-iodophenethylamine, 2C-I	41	0.89
6127	Skittles	2	0.04
6130	5-MeO-DiPT, foxy methoxy	2	0.04

Tabulation of OVERALL Drug Other Specifies

Drug Code	Drug Name	Number of Times Mentioned in Other Specifies	% Of All Drugs Specified
6132	Amanita mushrooms, fly agaric, muscimol	2	0.04
6135	5-MeO-AMT	1	0.02
6138	2C-E, 2-5-Dimethoxy-4-ethyl-phenethylamine	22	0.48
6146	5-MeO; otherwise unspecified	1	0.02
6154	2,5-Dimethoxy-4-methylphenethylamine, 2C-D	1	0.02
6159	2,5-Dimethoxy-4-methylthiophenethylamine, 2C-T	2	0.04
6168	2,5-Dimethoxy-4-iodoamphetamine, DOI	1	0.02
6169	2,5-dimethoxy-4-chloroamphetamine, DOC	1	0.02
6171	4-acetoxy-N,N-dimethyltryptamine, 4-AcO-DMT	2	0.04
6173	2,5-dimethoxy-4-bromoamphetamine, DOB	3	0.07
6174	bk-MDMA, Methylone	1	0.02
6176	3C-Bromo-Dragonfly, DOB-Dragonfly	1	0.02
6180	2C-BCB, TCB-2	1	0.02
6182	2C-P,4-propyl-2,5-dimethoxyphenethylamine	2	0.04
6185	25I-NBOMe, 2C-I-NBOMe, BOM-CI, Cimbi-5	22	0.48
6186	3-MeO-2-Oxo-PCE, MXE, Methoxetamine	8	0.17
6188	25B-NBOMe, NBOMe-2C-B	2	0.04
6189	25C-NBOMe, 2C-C-NBOMe, NBOMe-2C-C, N-Bomb	3	0.07
6193	Fungus; otherwise unspecified	1	0.02
6197	2C-C, 4-chloro-2,5-dimethoxyphenethylamine	1	0.02
6199	LAH, LSH, Lysergic acid hydroxyethylamide	1	0.02
8002	Zantac	1	0.02
8004	Guaifenesin	1	0.02
8006	Laxative <OTC>	1	0.02
8007	Gabapentin, Neurontin	10	0.22
8008	Antidepressant; type unspecified	1	0.02
8011	Herb, flower, plant; type unspecified	3	0.07
8012	Coriciden <OTC>	16	0.35
8015	Bengay <OTC>	1	0.02
8017	Buscapina	1	0.02
8020	Allegra, Altiva	1	0.02
8024	Asthma inhaler, asthma medication, bronchial dilator	8	0.17
8027	Alavert, Claritin, Loratadine <OTC>	1	0.02
8030	Tums <OTC>	1	0.02

Tabulation of OVERALL Drug Other Specifies

Drug Code	Drug Name	Number of Times Mentioned in Other Specifies	% Of All Drugs Specified
8035	Prednisone	1	0.02
8056	Vicks VapoRub/inhaler <OTC>	2	0.04
8058	Cough medicine/syrup; type unspecified	18	0.39
8066	Viagra	1	0.02
8067	Testosterone	5	0.11
8072	Deca-Durabolin, Nandrolone decanoate	1	0.02
8076	Winstrol	2	0.04
8088	Dianabol	2	0.04
8090	Sustanon, Sostanon	1	0.02
8091	Benzedrex <OTC>	1	0.02
8093	Stacker 2/Stacker 3 <OTC>	1	0.02
8094	Pepto Bismol <OTC>	1	0.02
8097	Tizanidine, Zanaflex	1	0.02
8100	Kava Kava <OTC>	1	0.02
8108	Atenonol	1	0.02
8112	hCG, Human Chorionic Gonadotropin	1	0.02
8118	Smoke/smoking; not otherwise specified	5	0.11
8122	Trenbol	1	0.02
8134	Glucophage, Metformin	2	0.04
8169	TheraFlu <OTC>	1	0.02
8171	Dietary supplements; otherwise unspecified	1	0.02
8187	Xylocaine	1	0.02
8192	Delsym, Dextromethorphan polistirex <OTC>	2	0.04
8194	Afrin <OTC>	1	0.02
8203	Bar; otherwise unspecified	2	0.04
8206	Delatestryl, Testosterone enanthate	1	0.02
8212	Finaplix Gold, Trenbolona QV75, Trenbolone	1	0.02
8214	Robo, robo tripping	1	0.02
8225	Cymbalta, Duloxetine	1	0.02
8229	ADHD/ADD medication; otherwise unspfd	4	0.09
8233	Keppra, Levetiracetam	1	0.02
8235	Benzonatate, Tessalon	1	0.02
8237	Kratom	1	0.02
8266	Alka Seltzer Plus <OTC>	1	0.02

Tabulation of OVERALL Drug Other Specifies

Drug Code	Drug Name	Number of Times Mentioned in Other Specifies	% Of All Drugs Specified
8283	Synthetic cannabinoids (eg, K2, Spice, JWH-018)	30	0.65
8293	Lean (Promethazine w/codeine mixed w/Sprite)	4	0.09
8301	Bath salts, otherwise unspecified	6	0.13
8305	Anti-anxiety medications; type unspecified	1	0.02
8315	Synthetic cannabis; otherwise unspecified	1	0.02
8327	7H	1	0.02
8338	Bumex, Bumetanide, Burinex	2	0.04
8339	Tukol <OTC>	1	0.02
8340	Picot <OTC>	1	0.02
8341	Apokyn, Apomorphine, Ixense, Spontane, Uprima	1	0.02
8342	Nalone, Naloxone, Narcan	1	0.02
8343	Agapanthus, Lily of the Nile	1	0.02
8345	Dolo-Doceplex D	2	0.04
8346	Duralex	1	0.02
8350	Maqui	2	0.04
8351	6-APB, Benzo Fury	1	0.02
8352	Lisinopril	1	0.02
8353	Hormone; otherwise unspecified	1	0.02
8355	EPO, Erythropoietin	1	0.02
8356	Tigan, Trimethobenzamide	1	0.02
8357	Bronkaid <OTC>	1	0.02
8358	Kanna powder, sceletium tortuosom	1	0.02
8359	Sarsaparilla	1	0.02

Tabulation of INHALANT Other Specifies

Drug Code	Drug Name	Number of Times Mentioned in Other Specifies	% Of All INHALANT Drugs Specified
501	Gasoline or lighter fluids	3	0.96
502	Spray paints	2	0.64
503	Other aerosol sprays	24	7.72
504	Shoeshine liquid, glue, or toluene	6	1.93
505	Lacquer thinner or other paint solvents	2	0.64
506	Amyl nitrite, "poppers," locker room odorizer, "rush"	5	1.61
508	Nitrous oxide, "whippits," dentist gas	10	3.22
510	OTHER Inhalant, NOT OTHERWISE SPECIFIED	4	1.29
511	Markers, felt-tip pens, ink pens	73	23.47
516	CHC, chlorofluorocarbon, freon, refrigerant	12	3.86
518	Acetone, nail polish remover	4	1.29
519	Helium	14	4.50
520	Old paint, paint	1	0.32
524	White-Out	6	1.93
526	Nail polish	5	1.61
528	Whipped-cream can	10	3.22
534	Deodorant	1	0.32
537	Air horn, canned air horn, condensed horn	1	0.32
540	PAM	2	0.64
548	Cologne, isopropanol vapors, rubbing alcohol	7	2.25
560	Diswashing detergent, laundry detergent, soap	2	0.64
586	Carbon from empty soft drink bottle	1	0.32
590	Canned air, compressed air	3	0.96
591	Air brush propellant, air brush cartridge	1	0.32
592	Computer air duster, computer cleaner, dust-off	78	25.08
803	Marijuana, MarrJane, Mary Jane, MJ, pot, weed	2	0.64
807	Alcohol, beer, ethanol, EtOH, pink champagne	1	0.32
809	Pills	1	0.32
3052	Speed; otherwise unspecified	1	0.32
5028	Carburetor cleaner, engine cleaner	1	0.32
5045	Cleaner; not otherwise specified	1	0.32
5049	Hand sanitizer/cleaner; contents unspecified	3	0.96
5053	Electronics cleaner	1	0.32
5071	Purell	1	0.32

Tabulation of INHALANT Other Specifies

Drug Code	Drug Name	Number of Times Mentioned in Other Specifies	% Of All INHALANT Drugs Specified
5075	Pine-sol	1	0.32
5077	Resistol	1	0.32
5083	Ethyl chloride	1	0.32
5085	Toilet bowl hook-ons	1	0.32
5091	Germ-X	1	0.32
5098	Axe/Axe deodorant; aerosol unspecified	5	1.61
6043	Diviner"s sage, Salvia divinorum	1	0.32
8011	Herb, flower, plant; type unspecified	1	0.32
8024	Asthma inhaler,asthma medication,bronchial dilator	3	0.96
8056	Vicks VapoRub/inhaler <OTC>	2	0.64
8118	Smoke/smoking; not otherwise specified	3	0.96
8283	Synthetic cannabinoids (eg, K2, Spice, JWH-018)	1	0.32
8301	Bath salts, otherwise unspecified	1	0.32

Tabulation of HALLUCINOGEN Other Specifies

Drug Code	Drug Name	Number of Times Mentioned in Other Specifies	% Of All HALLUCINOGEN Drugs Specified
116	Methaqualone, Sopor, Quaalude	5	0.41
123	Unisom <OTC>	1	0.08
130	Phenergan, Promethazine	2	0.17
174	Ambien, Stilnox, Zolpidem	3	0.25
177	Bean	1	0.08
187	Belladonna plant/flower/root, deadly nightshade	2	0.17
209	Xanax, Alprazolam, Tafil, Xanax bars	6	0.50
221	OTHER Tranquilizer, NOT OTHERWISE SPECIFIED	1	0.08
267	Marezine	1	0.08
318	Ritalin, Methylphenidate	1	0.08
322	Methamphetamine ("ice" or "crank"), Meth	5	0.41
345	Black molly	1	0.08
348	Crystal	1	0.08
351	Cathinone, cat, khat, Q"at	1	0.08
355	Crystal meth, crystal methamphetamine	1	0.08
395	Black cats	1	0.08
411	Talwin	1	0.08
415	Codeine	2	0.17
423	Percocet	1	0.08
465	Actiq, Fentanyl, Duragesic, Sublimaze	1	0.08
501	Gasoline or lighter fluids	4	0.33
502	Spray paints	2	0.17
503	Other aerosol sprays	1	0.08
504	Shoeshine liquid, glue, or toluene	1	0.08
505	Lacquer thinner or other paint solvents	3	0.25
506	Amyl nitrite, "poppers," locker room odorizer, "rush"	4	0.33
508	Nitrous oxide, "whippits," dentist gas	7	0.58
509	Correction fluids, degreasers, cleaning fluids	1	0.08
510	OTHER Inhalant, NOT OTHERWISE SPECIFIED	4	0.33
511	Markers, felt-tip pens, ink pens	2	0.17
512	Incense	3	0.25
516	CHC, chlorofluorocarbon, freon, refrigerant	2	0.17
519	Helium	1	0.08
520	Old paint, paint	4	0.33

Tabulation of HALLUCINOGEN Other Specifies

Drug Code	Drug Name	Number of Times Mentioned in Other Specifies	% Of All HALLUCINOGEN Drugs Specified
566	Smoked tea from Lipton tea bag	3	0.25
590	Canned air, compressed air	1	0.08
592	Computer air duster, computer cleaner, dust-off	16	1.32
601	LSD ("acid")	67	5.55
602	Peyote	2	0.17
603	Mescaline	6	0.50
604	Psilocybin (mushrooms), sclerotia, shrooms	42	3.48
605	PCP ("angel dust," phencyclidine)	2	0.17
606	"Ecstasy" (MDMA), X-TC, "X"	11	0.91
607	OTHER Hallucinogen, NOT OTHERWISE SPECIFIED	48	3.97
609	Jimson weed	1	0.08
612	Happy stick, sherm, sherman, shermstick	2	0.17
614	MDA, Methylenedioxy amphetamine	11	0.91
616	DET, Dimethyltryptamine, DMT	175	14.49
617	Morning glory seeds, morning glory tendrils, ricea	5	0.41
618	Acid paper, blotter (acid)	4	0.33
622	Microdot(s), green microdot, purple microdot	5	0.41
625	Window, window pane, 4-way pane, 4-way	3	0.25
627	Hawaiian wood rose, Hawaiian Woodrow seeds	1	0.08
629	Rocket Fuel	1	0.08
636	DOM, STP	6	0.50
637	Purple haze	3	0.25
639	Nutmeg, Mace	5	0.41
650	Datura stramonium, daytura, thorn apple	6	0.50
658	Special K, Ketamine	55	4.55
659	Boat	1	0.08
660	Bufotenin, toad, toad licking	1	0.08
663	Animal tranquilizer, horse tranquilizer	1	0.08
678	Banana peels	1	0.08
679	Hell bells	3	0.25
695	Angel's trumpet	2	0.17
698	2C-B, Bromo mescaline, Nexus	48	3.97
703	Opium	3	0.25
709	Poppy	1	0.08

Tabulation of HALLUCINOGEN Other Specifies

Drug Code	Drug Name	Number of Times Mentioned in Other Specifies	% Of All HALLUCINOGEN Drugs Specified
802	THC, cannabinol, marinol, tetrahydrocannabinol	5	0.41
803	Marijuana, MarrJane, Mary Jane, MJ, pot, weed	5	0.41
805	Cocaine, coca, cocaina, coke, perico	1	0.08
806	Crack, rock	1	0.08
829	Robitussin DM <OTC>	12	0.99
843	Cold medicine, cold tablets <OTC>	3	0.25
847	GHB, NSC, gamma hydroxybutyrate	4	0.33
852	Formaldehyde, wak, whack (embalming fluid)	2	0.17
866	Boomers	1	0.08
883	Dextromethorphan hydrobromide <OTC>	16	1.32
900	Not a drug	1	0.08
1001	Benadryl, Diphenhydramine <OTC>	3	0.25
1002	Dimenhydrinate, Dramamine, sea/motion sickness <OTC>	7	0.58
1010	Diprivan, Propofol	1	0.08
3023	Adderall	4	0.33
3052	Speed; otherwise unspecified	4	0.33
3116	MCAT, Mephedrone	2	0.17
3119	MDPV, Methylenedioxypyrovalerone	1	0.08
3127	4-FMA, 4-Fluoromethamphetamine	1	0.08
4044	Hydrocodone	2	0.17
4067	OxyContin	1	0.08
5097	Lysol; aerosol unspecified	1	0.08
5098	Axe/Axe deodorant; aerosol unspecified	2	0.17
6005	Sassafras, sassafras tea	10	0.83
6029	DXM	26	2.15
6043	Diviner's sage, Salvia divinorum	160	13.25
6051	Tryptamine, not otherwise specified	1	0.08
6061	5-MeO-DMT	2	0.17
6062	Madderwort, wormwood	1	0.08
6074	LSA	16	1.32
6077	San Pedro	4	0.33
6083	CCC, "Triple C," C3 <OTC>	12	0.99
6087	Ibogaine	1	0.08
6091	Ergot, rye mold	1	0.08

Tabulation of HALLUCINOGEN Other Specifies

Drug Code	Drug Name	Number of Times Mentioned in Other Specifies	% Of All HALLUCINOGEN Drugs Specified
6092	TCP	1	0.08
6100	2C-T-7, T7, blue mystic	1	0.08
6102	Absinthe	4	0.33
6103	Ayahuasca, Yahe	19	1.57
6105	Alpha-methyltryptamine, AMT, IT-290, 3-IT	7	0.58
6109	2, 5-Dimethoxyamphetamine, DMA	2	0.17
6112	2C-T-2	2	0.17
6114	Molly; not otherwise specified	49	4.06
6126	2,5-Dimethoxy-4-iodophenethylamine, 2C-I	41	3.39
6127	Skittles	2	0.17
6130	5-MeO-DiPT, foxy methoxy	2	0.17
6132	Amanita mushrooms, fly agaric, muscimol	2	0.17
6135	5-MeO-AMT	1	0.08
6138	2C-E, 2-5-Dimethoxy-4-ethyl-phenethylamine	22	1.82
6146	5-MeO; otherwise unspecified	1	0.08
6154	2,5-Dimethoxy-4-methylphenethylamine, 2C-D	1	0.08
6159	2,5-Dimethoxy-4-methylthiophenethylamine, 2C-T	2	0.17
6168	2,5-Dimethoxy-4-iodoamphetamine, DOI	1	0.08
6169	2,5-dimethoxy-4-chloroamphetamine, DOC	1	0.08
6171	4-acetoxy-N,N-dimethyltryptamine, 4-AcO-DMT	2	0.17
6173	2,5-dimethoxy-4-bromoamphetamine, DOB	3	0.25
6174	bk-MDMA, Methylone	1	0.08
6176	3C-Bromo-Dragonfly, DOB-Dragonfly	1	0.08
6180	2C-BCB, TCB-2	1	0.08
6182	2C-P,4-propyl-2,5-dimethoxyphenethylamine	2	0.17
6185	25I-NBOMe, 2C-I-NBOMe, BOM-CI, Cimbi-5	22	1.82
6186	3-MeO-2-Oxo-PCE, MXE, Methoxetamine	2	0.17
6188	25B-NBOMe, NBOMe-2C-B	2	0.17
6189	25C-NBOMe, 2C-C-NBOMe, NBOMe-2C-C, N-Bomb	3	0.25
6193	Fungus; otherwise unspecified	1	0.08
6197	2C-C, 4-chloro-2,5-dimethoxyphenethylamine	1	0.08
6199	LAH, LSH, Lysergic acid hydroxyethylamide	1	0.08
8011	Herb, flower, plant; type unspecified	2	0.17
8012	Coriciden <OTC>	12	0.99

Tabulation of HALLUCINOGEN Other Specifies

Drug Code	Drug Name	Number of Times Mentioned in Other Specifies	% Of All HALLUCINOGEN Drugs Specified
8058	Cough medicine/syrup; type unspecified	13	1.08
8100	Kava Kava <OTC>	1	0.08
8118	Smoke/smoking; not otherwise specified	2	0.17
8192	Delsym, Dextromethorphan polistirex <OTC>	2	0.17
8214	Robo, robo tripping	1	0.08
8283	Synthetic cannabinoids (eg, K2, Spice, JWH-018)	28	2.32
8293	Lean (Promethazine w/codeine mixed w/Sprite)	3	0.25
8301	Bath salts, otherwise unspecified	2	0.17
8315	Synthetic cannabis; otherwise unspecified	1	0.08
8327	7H	1	0.08
8343	Agapanthus, Lily of the Nile	1	0.08
8351	6-APB, Benzo Fury	1	0.08
8358	Kanna powder, sceletium tortuosom	1	0.08
8359	Sarsaparilla	1	0.08

Tabulation of PAIN RELIEVER Other Specifies

Drug Code	Drug Name	Number of Times Mentioned in Other Specifies	% Of All PAIN RELIEVER Drugs Specified
105	Placidyl, Ethchlorvynol	4	0.33
109	Seconal	3	0.25
110	Tuinal	1	0.08
116	Methaqualone, Sopor, Quaalude	19	1.58
120	Downers; OTHER Sedative, NOT OTHERWISE SPECIFIED	3	0.25
130	Phenergan, Promethazine	9	0.75
157	Barbiturates	2	0.17
171	NyQuil <OTC>	2	0.17
174	Ambien, Stilnox, Zolpidem	7	0.58
178	Quetiapine, Seroquel	4	0.33
191	Blues	2	0.17
201	Valium, Diazepam	43	3.57
207	Ativan, Lorazepam, Orfidal	2	0.17
209	Xanax, Alprazolam, Tafil, Xanax bars	121	10.04
211	BuSpar, Buspirone	1	0.08
215	Vistaril	1	0.08
223	Carbacot, Marbaxin, Methocarbamol, Robaxin	1	0.08
225	Desyrel, Trazodone hydrochloride	7	0.58
228	Amitriptyline, Elavil	1	0.08
234	Flexeril, Cyclobenzaprine	31	2.57
241	Prozac, Fluoxetine	1	0.08
246	Clonazepam, Diocam, Klonopin, Rivotril	31	2.57
278	Benzodiazepines	2	0.17
283	Paroxetine, Paxil	2	0.17
288	Baclofen	1	0.08
290	Metaxalone, Skelaxin	1	0.08
301	Dexedrine	1	0.08
318	Ritalin, Methylphenidate	3	0.25
327	Black beauties, black beauty	1	0.08
336	Diet pills/medications/drugs; otherwise unspfd	1	0.08
401	Darvon	2	0.17
406	Percodan, Roxiprin	1	0.08
407	Demerol, Meperidine	2	0.17
408	Dilaudid, Hydromorphone	13	1.08

Tabulation of PAIN RELIEVER Other Specifies

Drug Code	Drug Name	Number of Times Mentioned in Other Specifies	% Of All PAIN RELIEVER Drugs Specified
409	Tylenol with Codeine, Tylenol 3, Tylenol 4	9	0.75
411	Talwin	1	0.08
415	Codeine	17	1.41
417	Morphine, Roxanol	19	1.58
418	Methadone, Dolophine	5	0.41
419	Stadol, Stadol NS	1	0.08
420	OTHER Analgesic, NOT OTHERWISE SPECIFIED	27	2.24
422	Motrin	16	1.33
423	Percocet	41	3.40
424	Fioricet	2	0.17
425	Advil <OTC>	53	4.40
427	Darvocet, Davocet-N	3	0.25
430	Aspirin, Ecotrin, Empirin <OTC>	18	1.49
431	Tylox	4	0.33
434	Vicodin, Lortab, Lorcet, Anexsia, Co-Gesic	81	6.72
435	Tylenol, Tylenol Extra-Strength <OTC>	53	4.40
438	Anaprox, Naprosyn, Naproxen, Naxen	9	0.75
442	Ibuprofen	95	7.88
450	Acetaminophen, incl. non-Tylenol brands <OTC>	4	0.33
458	Finalin, Mepergan, Mepergan Fortis, Meprozone	2	0.17
465	Actiq, Fentanyl, Duragesic, Sublimaze	21	1.74
466	Midol <OTC>	7	0.58
468	Excedrin <OTC>	4	0.33
470	Cafergot	1	0.08
476	Duradrin, Isocom, Midrin	1	0.08
481	Acular, Dolac, Ketorolac tromethamine, Toradol	2	0.17
496	Ultram	1	0.08
499	Aleve <OTC>	10	0.83
651	Mellow Yellow	1	0.08
702	Heroin	1	0.08
802	THC, cannabinal, marinol, tetrahydrocannabinol	1	0.08
803	Marijuana, MarrJane, Mary Jane, MJ, pot, weed	3	0.25
820	Penicillin	2	0.17
821	Amoxicillin, Ampicillin, Pentrexly	3	0.25

Tabulation of PAIN RELIEVER Other Specifies

Drug Code	Drug Name	Number of Times Mentioned in Other Specifies	% Of All PAIN RELIEVER Drugs Specified
843	Cold medicine, cold tablets <OTC>	1	0.08
858	Antibiotic	1	0.08
1001	Benadryl, Diphenhydramine <OTC>	2	0.17
1008	Rohr 714, Rorer 714	1	0.08
2001	Sanoma, Soma, Carisoprodol	21	1.74
2002	Muscle relaxers	11	0.91
2003	Zanies, zannies, zans, zany bars	1	0.08
2011	Lexapro	2	0.17
3017	Dayquil <OTC>	1	0.08
3023	Adderall	40	3.32
3052	Speed; otherwise unspecified	4	0.33
3077	Concerta	1	0.08
3111	LDX, Lisdexamfetamine dimesylate, Vyvanse	2	0.17
4002	Imitrex, Sumatriptan	1	0.08
4011	Atretol, Carbamazepine, Carbatrol, Epitol, Tegretol	2	0.17
4031	Cough medicine with Codeine	1	0.08
4035	Nabumetone, Relafen	1	0.08
4043	Tramadol	10	0.83
4044	Hydrocodone	33	2.74
4046	Oxycodone or unspecified oxycodone products	53	4.40
4047	Roxicet	6	0.50
4056	Cataflam, Diclofenac, Voltaren	2	0.17
4057	Mejoral	1	0.08
4065	Roxicodone	9	0.75
4067	OxyContin	34	2.82
4091	K4	1	0.08
4095	Dihydrocodeine	1	0.08
4100	Excedrin Migraine <OTC>	1	0.08
4109	Suboxone	14	1.16
4116	Phenergan with codeine, promethazine with codeine	2	0.17
4119	Buprenorphine, Subutex	9	0.75
4120	Numorphan, Opana, Oxymorphone	35	2.90
4125	Hycodan, Hydromet, Tussigon	2	0.17
4137	Nucynta	2	0.17

Tabulation of PAIN RELIEVER Other Specifies

Drug Code	Drug Name	Number of Times Mentioned in Other Specifies	% Of All PAIN RELIEVER Drugs Specified
4145	Daprisal	2	0.17
4146	Traumeel <OTC>	1	0.08
6076	Lemon 714	2	0.17
6083	CCC, "Triple C," C3 <OTC>	2	0.17
6114	Molly; not otherwise specified	2	0.17
6186	3-MeO-2-Oxo-PCE, MXE, Methoxetamine	6	0.50
8002	Zantac	1	0.08
8004	Guaifenesin	1	0.08
8006	Laxative <OTC>	1	0.08
8007	Gabapentin, Neurontin	6	0.50
8008	Antidepressant; type unspecified	1	0.08
8012	Coriciden <OTC>	2	0.17
8015	Bengay <OTC>	1	0.08
8024	Asthma inhaler, asthma medication, bronchial dilator	2	0.17
8027	Alavert, Claritin, Loratadine <OTC>	1	0.08
8030	Tums <OTC>	1	0.08
8035	Prednisone	1	0.08
8058	Cough medicine/syrup; type unspecified	4	0.33
8094	Pepto Bismol <OTC>	1	0.08
8134	Glucophage, Metformin	1	0.08
8169	TheraFlu <OTC>	1	0.08
8203	Bar; otherwise unspecified	2	0.17
8225	Cymbalta, Duloxetine	1	0.08
8235	Benzonatate, Tessalon	1	0.08
8266	Alka Seltzer Plus <OTC>	1	0.08
8293	Lean (Promethazine w/codeine mixed w/Sprite)	1	0.08
8305	Anti-anxiety medications; type unspecified	1	0.08
8339	Tukol <OTC>	1	0.08
8340	Picot <OTC>	1	0.08
8342	Nalone, Naloxone, Narcan	1	0.08
8345	Dolo-Doceplex D	1	0.08
8346	Duralex	1	0.08
8356	Tigan, Trimethobenzamide	1	0.08

Tabulation of STIMULANT Other Specifies

Drug Code	Drug Name	Number of Times Mentioned in Other Specifies	% Of All STIMULANT Drugs Specified
124	Yellow jackets	2	0.26
178	Quetiapine, Seroquel	1	0.13
201	Valium, Diazepam	1	0.13
207	Ativan, Lorazepam, Orfidal	1	0.13
209	Xanax, Alprazolam, Tafil, Xanax bars	3	0.40
291	Celexa, Citalopram	1	0.13
301	Dexedrine	2	0.26
311	Preludin	2	0.26
313	Acxion, Adipex-P, Fastin, Phentermine	15	1.98
318	Ritalin, Methylphenidate	7	0.92
320	Dextroamphetamine	1	0.13
322	Methamphetamine ("ice" or "crank"), Meth	5	0.66
324	Uppers; OTHER Stimulant, NOT OTHERWISE SPECIFIED	11	1.45
326	White cross	9	1.19
327	Black beauties, black beauty	11	1.45
328	Pink hearts	2	0.26
329	Bird"s eggs, robin"s eggs, speckled eggs	2	0.26
331	Blancs, whites	1	0.13
332	Ephedrine	3	0.40
333	357 Magnum, Magnum 44 <OTC>	2	0.26
334	Crossroads, cross tops	6	0.79
336	Diet pills/medications/drugs; otherwise unspfd	4	0.53
339	Amphetamines	2	0.26
344	Bennies	1	0.13
345	Black molly	3	0.40
348	Crystal	1	0.13
353	No-Doz <OTC>	1	0.13
355	Crystal meth, crystal methamphetamine	4	0.53
359	Criss cross	1	0.13
364	Pseudoephedrine <OTC>	1	0.13
374	Christmas tree(s)	3	0.40
379	Hearts	1	0.13
382	Footballs, purple footballs	1	0.13
418	Methadone, Dolophine	1	0.13

Tabulation of STIMULANT Other Specifies

Drug Code	Drug Name	Number of Times Mentioned in Other Specifies	% Of All STIMULANT Drugs Specified
481	Acular, Dolac, Ketorolac tromethamine, Toradol	1	0.13
606	"Ecstasy" (MDMA), X-TC, "X"	2	0.26
805	Cocaine, coca, cocaina, coke, perico	1	0.13
814	Caffeine <OTC>	1	0.13
848	Liquid vitamin, vitamin pills <OTC>	1	0.13
883	Dextromethorphan hydrobromide <OTC>	1	0.13
896	Catapres, Clonidine	1	0.13
3015	Fen-Phen (fenfluramine and phentermine)	1	0.13
3023	Adderall	492	64.82
3026	Bupropion, Wellbutrin, Zyban	1	0.13
3041	Desbutal	2	0.26
3046	Adrenalin, Epinephrine	1	0.13
3050	Mini thins	1	0.13
3052	Speed; otherwise unspecified	3	0.40
3064	Ephedra, Ma Huang	1	0.13
3077	Concerta	19	2.50
3086	Adderall XR	1	0.13
3087	Strattera	3	0.40
3090	Provigil, Modafinil	4	0.53
3094	Dexmethylphenidate, Focalin	8	1.05
3111	LDX, Lisdexamfetamine dimesylate, Vyvanse	77	10.14
3122	Armodafinil, Nuvigil	1	0.13
3130	IFA-Norex	1	0.13
4046	Oxycodone or unspecified oxycodone products	1	0.13
4067	OxyContin	1	0.13
4102	Mobic, Meloxicam	1	0.13
4104	Dolo-Neurobion	1	0.13
6114	Molly; not otherwise specified	1	0.13
8012	Coriciden <OTC>	1	0.13
8020	Allegra, Altiva	1	0.13
8024	Asthma inhaler, asthma medication, bronchial dilator	3	0.40
8091	Benzedrex <OTC>	1	0.13
8093	Stacker 2/Stacker 3 <OTC>	1	0.13
8171	Dietary supplements; otherwise unspecified	1	0.13

Tabulation of STIMULANT Other Specifies

Drug Code	Drug Name	Number of Times Mentioned in Other Specifies	% Of All STIMULANT Drugs Specified
8194	Afrin <OTC>	1	0.13
8229	ADHD/ADD medication; otherwise unspfd	4	0.53
8301	Bath salts, otherwise unspecified	1	0.13
8345	Dolo-Doceplex D	1	0.13
8350	Maqui	2	0.26
8357	Bronkaid <OTC>	1	0.13

Tabulation of SEDATIVE Other Specifies

Drug Code	Drug Name	Number of Times Mentioned in Other Specifies	% Of All SEDATIVE Drugs Specified
105	Placidyl, Ethchlorvynol	1	0.40
109	Seconal	2	0.80
115	Phenobarbital	1	0.40
116	Methaqualone, Sopor, Quaalude	4	1.59
117	Chloral hydrate, Noctec	1	0.40
120	Downers; OTHER Sedative, NOT OTHERWISE SPECIFIED	6	2.39
121	USED SEDATIVE, DON'T KNOW NAME	2	0.80
122	Over-the-counter sleep aid; not specified <OTC>	1	0.40
123	Unisom <OTC>	1	0.40
131	Haldol, Haloperidol	1	0.40
171	NyQuil <OTC>	10	3.98
174	Ambien, Stilnox, Zolpidem	99	39.44
176	Melatonin <OTC>	7	2.79
178	Quetiapine, Seroquel	16	6.37
180	Tylenol P.M. <OTC>	2	0.80
186	Butalbital	1	0.40
189	Sonata, Zaleplon	2	0.80
195	Lotusate, Talbutal	1	0.40
201	Valium, Diazepam	7	2.79
207	Ativan, Lorazepam, Orfidal	2	0.80
209	Xanax, Alprazolam, Tafil, Xanax bars	5	1.99
211	BuSpar, Buspirone	1	0.40
216	Atarax, Hydroxyzine	1	0.40
225	Desyrel, Trazodone hydrochloride	11	4.38
228	Amitriptyline, Elavil	2	0.80
246	Clonazepam, Diocam, Klonopin, Rivotril	3	1.20
271	Sertraline hydrochloride, Zoloft	1	0.40
401	Darvon	1	0.40
415	Codeine	1	0.40
417	Morphine, Roxanol	1	0.40
420	OTHER Analgesic, NOT OTHERWISE SPECIFIED	2	0.80
434	Vicodin, Lortab, Lorcet, Anexsia, Co-Gesic	3	1.20
435	Tylenol, Tylenol Extra-Strength <OTC>	1	0.40
658	Special K, Ketamine	8	3.19

Tabulation of SEDATIVE Other Specifies

Drug Code	Drug Name	Number of Times Mentioned in Other Specifies	% Of All SEDATIVE Drugs Specified
829	Robitussin DM <OTC>	1	0.40
896	Catapres, Clonidine	2	0.80
1001	Benadryl, Diphenhydramine <OTC>	7	2.79
1002	Dimenhydrinate,Dramamine,sea/motion sickness <OTC>	1	0.40
1011	Lunesta	7	2.79
1013	Ambien CR	1	0.40
1018	Advil PM <OTC>	1	0.40
1025	Acetaminophen PM, incl non-Tylenol brands <OTC>	1	0.40
1027	ZzzQuil <OTC>	3	1.20
1028	Dormidina	1	0.40
1029	Sleep-Eze <OTC>	1	0.40
1030	Alteril <OTC>	1	0.40
2001	Sanoma, Soma, Carisoprodol	1	0.40
2002	Muscle relaxers	1	0.40
3023	Adderall	3	1.20
4011	Atretol, Carbamazepine, Carbatrol, Epitol,Tegretol	1	0.40
4043	Tramadol	2	0.80
4044	Hydrocodone	1	0.40
4109	Suboxone	1	0.40
6114	Molly; not otherwise specified	1	0.40
8007	Gabapentin, Neurontin	1	0.40
8237	Kratom	1	0.40
8338	Bumex, Bumetanide, Burinex	2	0.80
8341	Apokyn, Apomorphine, Ixense, Spontane, Uprima	1	0.40

Tabulation of SPECIAL DRUGS Other Specifies

Drug Code	Drug Name	Number of Times Mentioned in Other Specifies	% Of All SPECIAL DRUGS Drugs Specified
108	Nembutal	1	0.21
109	Seconal	1	0.21
201	Valium, Diazepam	5	1.06
207	Ativan, Lorazepam, Orfidal	1	0.21
209	Xanax, Alprazolam, Tafil, Xanax bars	7	1.49
227	Thorazine	1	0.21
246	Clonazepam, Diocam, Klonopin, Rivotril	1	0.21
306	Desoxyn	1	0.21
318	Ritalin, Methylphenidate	7	1.49
322	Methamphetamine ("ice" or "crank"), Meth	37	7.86
339	Amphetamines	1	0.21
355	Crystal meth, crystal methamphetamine	4	0.85
401	Darvon	1	0.21
407	Demerol, Meperidine	7	1.49
408	Dilaudid, Hydromorphone	44	9.34
411	Talwin	2	0.42
415	Codeine	1	0.21
417	Morphine, Roxanol	52	11.04
418	Methadone, Dolophine	8	1.70
419	Stadol, Stadol NS	1	0.21
423	Percocet	7	1.49
427	Darvocet, Davocet-N	1	0.21
435	Tylenol, Tylenol Extra-Strength <OTC>	1	0.21
458	Finalin, Mepergan, Mepergan Fortis, Meprozone	1	0.21
465	Actiq, Fentanyl, Duragesic, Sublimaze	7	1.49
601	LSD ("acid")	8	1.70
605	PCP ("angel dust," phencyclidine)	2	0.42
606	"Ecstasy" (MDMA), X-TC, "X"	7	1.49
658	Special K, Ketamine	4	0.85
663	Animal tranquilizer, horse tranquilizer	1	0.21
701	OTHER Opiates, NOT OTHERWISE SPECIFIED	1	0.21
702	Heroin	37	7.86
706	Smack	1	0.21
801	OTHER Drugs, NOT OTHERWISE SPECIFIED	14	2.97

Tabulation of SPECIAL DRUGS Other Specifies

Drug Code	Drug Name	Number of Times Mentioned in Other Specifies	% Of All SPECIAL DRUGS Drugs Specified
803	Marijuana, MarrJane, Mary Jane, MJ, pot, weed	2	0.42
805	Cocaine, coca, cocaina, coke, perico	26	5.52
806	Crack, rock	4	0.85
807	Alcohol, beer, ethanol, EtOH, pink champagne	1	0.21
820	Penicillin	3	0.64
824	Steroids	11	2.34
2001	Sanoma, Soma, Carisoprodol	1	0.21
3023	Adderall	3	0.64
3046	Adrenalin, Epinephrine	1	0.21
3052	Speed; otherwise unspecified	4	0.85
3111	LDX, Lisdexamfetamine dimesylate, Vyvanse	1	0.21
4044	Hydrocodone	2	0.42
4046	Oxycodone or unspecified oxycodone products	25	5.31
4047	Roxicet	2	0.42
4065	Roxicodone	2	0.42
4067	OxyContin	60	12.74
4095	Dihydrocodeine	1	0.21
4109	Suboxone	14	2.97
4119	Buprenorphine, Subutex	5	1.06
4120	Numorphan, Opana, Oxymorphone	5	1.06
6114	Molly; not otherwise specified	2	0.42
8067	Testosterone	5	1.06
8072	Deca-Durabolin, Nandrolone decanoate	1	0.21
8076	Winstrol	2	0.42
8088	Dianabol	2	0.42
8090	Sustanon, Sostanon	1	0.21
8112	hCG, Human Chorionic Gonadotropin	1	0.21
8122	Trenbol	1	0.21
8134	Glucophage, Metformin	1	0.21
8187	Xylocaine	1	0.21
8206	Delatestryl, Testosterone enanthate	1	0.21
8212	Finaplix Gold, Trembolona QV75, Trenbolone	1	0.21
8301	Bath salts, otherwise unspecified	2	0.42

Tabulation of SPECIAL DRUGS Other Specifies

Drug Code	Drug Name	Number of Times Mentioned in Other Specifies	% Of All SPECIAL DRUGS Drugs Specified
8353	Hormone; otherwise unspecified	1	0.21
8355	EPO, Erythropoietin	1	0.21

Tabulation of TRANQUILIZER Other Specifies

Drug Code	Drug Name	Number of Times Mentioned in Other Specifies	% Of All TRANQUILIZER Drugs Specified
105	Placidyl, Ethchlorvynol	1	0.47
109	Seconal	3	1.42
110	Tuinal	2	0.94
112	Restoril, Temazepam	3	1.42
116	Methaqualone, Sopor, Quaalude	13	6.13
129	Reds	1	0.47
131	Haldol, Haloperidol	1	0.47
137	7-14	1	0.47
174	Ambien, Stilnox, Zolpidem	5	2.36
176	Melatonin <OTC>	3	1.42
178	Quetiapine, Seroquel	4	1.89
201	Valium, Diazepam	11	5.19
207	Ativan, Lorazepam, Orfidal	5	2.36
209	Xanax, Alprazolam, Tafil, Xanax bars	27	12.74
211	BuSpar, Buspirone	2	0.94
215	Vistaril	2	0.94
221	OTHER Tranquilizer, NOT OTHERWISE SPECIFIED	3	1.42
223	Carbacot, Marbaxin, Methocarbamol, Robaxin	3	1.42
225	Desyrel, Trazodone hydrochloride	4	1.89
227	Thorazine	3	1.42
228	Amitriptyline, Elavil	1	0.47
229	Librax	1	0.47
232	Mellaril	1	0.47
234	Flexeril, Cyclobenzaprine	5	2.36
240	Lithium carbonate, Lithonate	1	0.47
241	Prozac, Fluoxetine	1	0.47
246	Clonazepam, Diocam, Klonopin, Rivotril	6	2.83
247	Adapin, Doxepin, Sinequan	1	0.47
271	Sertraline hydrochloride, Zoloft	1	0.47
280	Ketaset	1	0.47
285	Risperdal, Risperdol, Risperidone	1	0.47
329	Bird"s eggs, robin"s eggs, speckled eggs	1	0.47
351	Cathinone, cat, khat, Q"at	1	0.47
374	Christmas tree(s)	1	0.47

Tabulation of TRANQUILIZER Other Specifies

Drug Code	Drug Name	Number of Times Mentioned in Other Specifies	% Of All TRANQUILIZER Drugs Specified
415	Codeine	1	0.47
420	OTHER Analgesic, NOT OTHERWISE SPECIFIED	1	0.47
423	Percocet	1	0.47
425	Advil <OTC>	5	2.36
430	Aspirin, Ecotrin, Empirin <OTC>	1	0.47
434	Vicodin, Lortab, Lorcet, Anexsia, Co-Gesic	1	0.47
435	Tylenol, Tylenol Extra-Strength <OTC>	3	1.42
442	Ibuprofen	1	0.47
465	Actiq, Fentanyl, Duragesic, Sublimaze	2	0.94
658	Special K, Ketamine	34	16.04
848	Liquid vitamin, vitamin pills <OTC>	1	0.47
852	Formaldehyde, wak, whack (embalming fluid)	1	0.47
1008	Rohr 714, Rorer 714	1	0.47
1021	Seroquel XR	1	0.47
2001	Sanoma, Soma, Carisoprodol	13	6.13
2002	Muscle relaxers	4	1.89
2004	Bromazepam, Lexillum, Lexomil, Lexotan, Lexotanil	3	1.42
2027	Homemade tranquilizers	1	0.47
2029	Etizolam	1	0.47
3023	Adderall	3	1.42
3052	Speed; otherwise unspecified	1	0.47
4035	Nabumetone, Relafen	1	0.47
4047	Roxicet	1	0.47
4104	Dolo-Neurobion	1	0.47
6076	Lemon 714	1	0.47
6114	Molly; not otherwise specified	1	0.47
8007	Gabapentin, Neurontin	3	1.42
8017	Buscapina	1	0.47
8066	Viagra	1	0.47
8097	Tizanidine, Zanaflex	1	0.47
8233	Keppra, Levetiracetam	1	0.47

Tabulation of TREATMENT Other Specifies

Drug Code	Drug Name	Number of Times Mentioned in Other Specifies	% Of All TREATMENT Drugs Specified
120	Downers; OTHER Sedative, NOT OTHERWISE SPECIFIED	1	0.55
174	Ambien, Stilnox, Zolpidem	1	0.55
209	Xanax, Alprazolam, Tafil, Xanax bars	5	2.73
241	Prozac, Fluoxetine	3	1.64
246	Clonazepam, Diocam, Klonopin, Rivotril	5	2.73
322	Methamphetamine ("ice" or "crank"), Meth	47	25.68
336	Diet pills/medications/drugs; otherwise unspfd	1	0.55
339	Amphetamines	1	0.55
355	Crystal meth, crystal methamphetamine	1	0.55
417	Morphine, Roxanol	3	1.64
420	OTHER Analgesic, NOT OTHERWISE SPECIFIED	1	0.55
423	Percocet	2	1.09
434	Vicodin, Lortab, Lorcet, Anexsia, Co-Gesic	3	1.64
465	Actiq, Fentanyl, Duragesic, Sublimaze	1	0.55
605	PCP ("angel dust," phencyclidine)	1	0.55
606	"Ecstasy" (MDMA), X-TC, "X"	2	1.09
701	OTHER Opiates, NOT OTHERWISE SPECIFIED	3	1.64
702	Heroin	10	5.46
801	OTHER Drugs, NOT OTHERWISE SPECIFIED	5	2.73
803	Marijuana, MarrJane, Mary Jane, MJ, pot, weed	21	11.48
804	Hashish	1	0.55
805	Cocaine, coca, cocaina, coke, perico	22	12.02
806	Crack, rock	8	4.37
807	Alcohol, beer, ethanol, EtOH, pink champagne	10	5.46
809	Pills	2	1.09
812	Cigars	1	0.55
813	Cigarettes, tobacco (type unspecified)	1	0.55
843	Cold medicine, cold tablets <OTC>	1	0.55
900	Not a drug	3	1.64
1006	Trileptal, Oxcarbazepine	1	0.55
3023	Adderall	3	1.64
4044	Hydrocodone	1	0.55
4046	Oxycodone or unspecified oxycodone products	2	1.09
4067	OxyContin	2	1.09

Tabulation of TREATMENT Other Specifies

Drug Code	Drug Name	Number of Times Mentioned in Other Specifies	% Of All TREATMENT Drugs Specified
4109	Suboxone	1	0.55
4119	Buprenorphine, Subutex	1	0.55
6043	Diviner"s sage, Salvia divinorum	1	0.55
8012	Coriciden <OTC>	1	0.55
8058	Cough medicine/syrup; type unspecified	1	0.55
8108	Atenonol	1	0.55
8283	Synthetic cannabinoids (eg, K2, Spice, JWH-018)	1	0.55
8352	Lisinopril	1	0.55

APPENDIX C

Tobacco Brand Codes for Open-Ended Questions

The final tobacco brand codes were created from listings of brands that appeared on the computer screen(s) corresponding to that particular type of tobacco, or from answers that respondents specified, if they indicated use of "a brand not on this list." For each tobacco product (cigarettes, chewing tobacco, snuff, and cigars), the available responses in the contiguous order of appearance on the screen (based on the 1999 through 2004 CAI instruments) were used to initially create each tobacco product group. Although the tobacco brands that appeared on the screens for respondents changed beginning in 2005 for cigarettes, snuff, and cigars, the editing and coding procedures in this survey year continued to use existing codes that had been developed prior to 2005. For example, American Spirit cigarettes became the first brand on the screen for question CG11 in 2005 ("The next questions are about the brand of cigarettes you smoke -- the brand is the name that is on the pack. During the past 30 days, what brand of cigarettes did you smoke most often?"). For consistency with prior years, however, mention of American Spirit cigarettes continues to retain a code of 161, even though CG11=1 (with this answer verified in question CG13) would indicate that the respondent smoked American Spirit cigarettes most often in the past 30 days.

Tobacco brand codes 100-199 and 1000-1999 represent cigarette brands, codes 200-299 and 2000-2999 represent chewing tobacco brands, codes 300-399 and 3000-3999 represent snuff brands, and codes 400-499 and 4000-4999 represent cigar brands. Additional codes were added to each group list as needed. Miscellaneous tobacco and non-tobacco groups are represented by the 500-599, 600-699, 700-799, and 800-899 series.

For tobacco brands that respondents could choose from a list, no distinction was made in the coding between situations where respondents chose that particular brand from the list, and those where respondents reported use of "a brand not on this list" and then specified use of that brand. In addition, there was no distinction between particulars such as menthol, light, or full-flavor varieties in the coding. In addition, the coding took into account situations where respondents might specify a brand that corresponded to a different type of tobacco. For example, if a snuff brand was specified as a brand of "chewing tobacco," then the reported brand of "chewing tobacco" was assigned a code in the 300 series, corresponding to snuff.

APPENDIX C

Tobacco Brand Codes for Open-Ended Questions (2014 CAI NSDUH)

Numerical Listing

Code	Definition
Cigarette Brands	
101	Basic
102	Benson & Hedges
103	Cambridge
104	Camel
105	Capri
106	Carlton
107	Doral
108	Forsyth
109	GPC
110	Kent
111	Kool
112	Marlboro
113	Merit
114	Misty
115	Monarch
116	Montclair
117	More
118	Newport
119	Pall Mall
120	Parliament
121	Private Label
122	Salem
123	Vantage
124	Viceroy
125	Virginia Slims
126	Winston
127	Alpine
128	Barclay
129	Belair
130	Best Value
131	Bristol
132	Bugler (roll-your-own)
133	Century
134	Chesterfield
135	Commander
136	Covington
137	Eve
138	Harley Davidson
139	Jasmine
140	Lark
141	L & M
142	Lucky Strike

Code	Definition
143	Magna
144	Maverick
145	Max
146	Now
147	Old Gold
148	Player's Clipper
149	Pyramid
150	Raleigh
151	Richland
152	Saratoga
153	Satin
154	State Express 555
155	Sterling
156	Style
157	Tareyton
158	Top (roll-your-own)
159	Triumph
160	True
161	American Spirit cigarettes
162	Austin
163	Bali Hai cigarettes
164	Bali-Shag (roll-your-own)
165	Best Buy cigarettes
166	Bidis; brand unspecified
167	Black Death
168	Brandon
169	Bronson
170	Cartier
171	Checkers
172	Cimarron
173	Clove; brand unspecified
174	Dave's
175	Djarum cigarettes
176	Drum (roll-your-own)
177	Du Maurier
178	Dunhill cigarettes
179	Eagle
180	Export A
181	Fiesta
182	First Choice
183	First Class
184	Gauloises
185	Generic cigarettes; brand unspecified
186	Gold Coast

Code	Definition
187	Gudang Guram
188	Gunsmoke
189	Hi-Value
190	Jacks
191	Jester (roll-your-own)
192	Kailas Bidis
193	Kamel Red
194	Legend cigarettes
195	Malibu
196	Mainstreet
197	Marker
198	Medallion
199	Meridian
1001	Nat Sherman cigarettes
1002	Omaha
1003	Piel Roja
1004	Planet
1005	Private Stock
1006	Quality Smokes
1007	Rally
1008	Rave
1009	Rollrich (roll-your-own)
1010	Rothman
1011	Sampoerna
1012	Seven Stars/Mild Sevens
1013	Slim Price
1014	Sobranie
1015	Springwater Vanilla
1016	Summit
1017	Sundance
1018	USA Gold
1019	Vegas cigarettes
1020	Waves
1021	Yours
1022	Bailey
1023	Sport
1024	Prime
1025	Ultra Buy
1026	Bull Durham cigarettes
1027	Mustang
1028	Value; brand unspecified
1029	Tourney
1030	BV Bonus Value
1031	House Blend
1032	American Spirit rolling tobacco
1033	Hollywood
1034	Cardinal
1035	Cherokee cigarettes
1036	Courier
1037	DTC
1038	Samson (roll-your-own)
1039	Lewiston
1040	Smokin Joes cigarettes

Code	Definition
1041	Sonoma
1042	Tall
1043	Tempo
1044	Worth
1045	Turkish Specials
1046	Delicados cigarettes
1047	New York New York cigarettes
1048	Carnival
1049	Honey B's cigarettes
1050	USA
1051	Belmont
1052	Premium One
1053	Wills
1054	Omar Sharif
1055	Geronimo
1056	Black Clove
1057	Sovereign
1058	Gitanes
1059	Krakatoa Kretek
1060	Kuta Kretek
1061	Signature
1062	Sincerely Yours
1063	Fantasia
1064	Seneca, cigarette company brand unspecified
1065	Splash
1066	John Player
1067	Amsterdam Shag (roll-your-own)
1068	Superkings
1069	Zig-Zag (roll-your-own)
1070	Value Time
1071	Value & Quality
1072	Chaparral
1073	Grand
1074	Khrong Thip
1075	Star cigarettes
1076	Highway
1077	Prince (Denmark)
1078	Brentwood
1079	Amsterdamer (roll-your-own)
1080	Monaco
1081	Sebring
1082	Tahoe
1083	Liggett Select
1084	Image
1085	Special
1086	Smoker Friendly cigarettes
1087	Virginian
1088	Marlin
1089	Grand Prix
1090	Gold
1091	Dreams
1092	Native

Code	Definition
1093	Roger
1094	Shield
1095	Patriot
1096	Sweet Afton
1097	Winner
1098	Sher Bidi
1099	Pilot
1100	Kite (roll-your-own)
1101	Jakarta
1102	Impala
1103	Popular
1104	Canyon
1105	Sixty-1
1106	Niagara
1107	Palace cigarettes
1108	Nobel cigarettes
1109	Boots
1110	Eclipse
1111	Epic
1112	Kentucky's Best
1113	Sweet Dreams
1114	Scotch Buy
1115	Montana
1116	Revenge
1117	American
1118	Kingsport
1120	Durant
1121	Quality
1122	Boston
1123	CT
1124	Focus
1125	Silk Cut
1126	GT-One
1127	Amazone Guarana
1128	Double Diamond cigarettes
1129	Goldlight
1130	Class A
1131	Alas
1132	Natural Blend
1133	Golden Lights
1134	Bronco
1135	Silva Thins
1136	Bonus Value
1137	Craven "A"
1138	Tucson
1139	305's cigarettes
1140	Golden Virginia (roll-your-own)
1141	Market
1142	Move
1143	Putter
1144	Arbo (roll-your-own)
1145	Coronas cigarettes
1146	Optiva

Code	Definition
1147	Westport
1148	Chocolate Dreams
1149	Victory
1150	Parisiennes
1151	Faros
1152	X-tra
1153	Marathon
1154	Carlyle
1155	Capitol
1156	Chancellor
1157	Matinee
1158	Maxim
1159	Mundail
1160	Nise
1161	Point
1162	Tough Guy
1163	Backard
1164	Dynamic
1165	Scenic 101
1166	Davidoff cigarettes
1167	Sago
1168	Jade
1169	Omni
1170	McClintock (roll-your-own)
1171	Astra
1172	Campton
1173	Lobo
1174	Unify
1175	Caster
1176	Cowboys
1177	Silvers
1178	Charter
1179	Quest
1180	Berkeley
1181	Darshan
1182	Golden Beach
1183	Redbull (roll-your-own)
1184	Sky Dancer
1185	Esquire
1186	Always Save
1187	Old Holborn (roll-your-own)
1188	Silverton
1189	A-One Bidi
1190	Beacon
1191	Derby
1192	Old Hillside (roll-your-own)
1193	MVP
1194	Infinity
1195	White Rhino
1196	Generals cigarettes
1197	Columbus Classic
1198	Homer
1199	Larson

Code	Definition
1200	Old Kentucky
1201	All Star
1202	Competidora
1203	Kingsley
1204	American Diamond
1205	First USA/First US
1206	Stoker's (roll-your-own)
1207	Canadian Natural (roll-your-own)
1208	Havana cigarettes
1209	Lookout (roll-your-own)
1210	Colt cigarettes
1211	Echo cigarettes
1212	Euro
1213	Iceberg (roll-your-own)
1214	Midnight Special (roll-your-own)
1215	Ridgeway
1216	Romy
1217	Smokers Warehouse (roll-your-own)
1218	G-Smoke
1219	Brave, The
1220	GP Club
1221	Cheyenne cigarettes
1222	Gold Crest
1223	Axis
1224	Primo
1225	Bridgeport
1226	Citation
1227	Gambler (roll-your-own)
1228	Circle Z
1229	Goldflake
1230	Peter Stuyvesant
1231	MCD
1232	Sandia
1233	Ronhill
1234	Opal
1235	Farmer's Gold (roll-your-own)
1236	Bao-dao
1237	Omar
1238	Way
1239	Nova
1240	Gold Rush cigarettes
1241	Bison
1242	10/20
1243	Liberty cigarettes
1244	Liberty Gold
1245	Smoke 1
1246	Southern Classics
1247	Buffalo cigarettes
1248	Desert Sun
1249	Classic Canadian (roll-your-own)
1250	Hava Club
1251	Kingston
1252	Lotto

Code	Definition
1253	Montego
1254	Tracker
1255	Value Pride
1256	Black Diamond
1257	Rex, company brand unspecified
1258	SingleStick (roll-your-own)
1259	Tex
1260	Nevada
1261	Poker
1262	Bishop
1263	Storm
1264	Knights
1265	Exact
1266	Claremont
1267	Cobra
1268	Decade
1269	D Best One
1270	Southern Cross
1271	Fred
1272	Royals cigarettes
1273	Philip Morris cigarette; brand unspecified
1274	Classic
1275	Kentucky Smooth (roll-your-own)
1276	Fortuna
1277	Berley
1278	Bracar
1279	Business Club
1280	Bridgeton
1281	Dimitrino Shepherds Hotel
1282	Sonic
1283	Golden Harvest (roll-your-own)
1284	Honor
1285	Baisha
1286	Lakes
1287	Wild Horse cigarettes
1288	Yukon
1289	4 Aces (roll-your-own)
1290	Peter Jackson
1291	Southern Harvest (roll-your-own)
1292	Silver Eagle
1293	Sunny
1294	CTC Select
1295	Appu Bidis
1296	King Mountain
1297	Echo rolling tobacco
1298	Danish Export rolling tobacco
1299	Premis
1300	Karelia
1301	Raison
1302	Texan
1303	White Horse
1304	Ace

Code	Definition
1305	DJ Mix
1306	Blackjack (roll-your-own)
1307	Heron
1308	Peter Stokkebye (roll-your-own)
1309	Teton (roll-your-own)
1310	Union
1311	D & R Tobacco (roll-your-own)
1312	Buckeye's Best (roll-your-own)
1313	Criss Cross (roll-your-own)
1314	Premier (roll-your-own)
1315	Embassy
1316	Rubios
1317	Complete
1318	Signal cigarettes
1319	VB
1320	1839 cigarettes
1321	Riverside
1322	Bohem Cigar No. 6 (Korean)
1323	Rave rolling tobacco
1324	Kentucky Select (roll-your-own)
1325	Black Hawk
1326	Exeter
1327	American Hero
1328	Sheriff
1329	Smoker's Choice cigarettes
1330	Yu Xi
1331	Feelings
1332	GP
1333	Belomorkanal
1334	Eco
1335	Good stuff (roll-your-own)
1336	Roseman
1337	Amber leaf (roll-your-own)
1338	Baron
1339	Huanghelou
1340	Palermo
1341	Galaxy Pro
1342	Rich
1343	Zhonghua
1344	Edgefield
1345	S & M cigarette; brand unspecified
1346	Largo, cigarettes
1347	Dihao
1348	Fontana
1349	Ohm (roll-your-own)
1350	Victoria
1351	Bright
1352	Esse
1353	D & R Windsail Platinum (roll-your-own)
1354	Silver Cloud
1355	Fortune
1356	Bond Street

Code	Definition
1357	Hongmei
1358	Golden Bay
1359	Timeless Time
1360	Zhongnanhai
1361	Time
1362	Great Country
1363	Wills Classic
1364	Furongwang
1365	Golden Deer
1366	Caravan
1367	Zen
1368	Smokin Joes (roll-your-own)
1369	Kiss
1370	Majestic
1371	Pioneer
1372	Wings
1373	Yunyan
1374	Senate
1375	Golden Leaf
1376	Crown
1377	Cayuga
1378	Double Happiness (Shuang Xi)
1379	Wuyeshen
1380	Cohiba cigarettes
1381	Boss
1382	Tip Top
1383	Vinataba
1384	Pride
1385	American Harvest (roll-your-own)
1386	Allure
1387	Hope
1388	President cigarettes
1389	Pinnacle
1390	Texas Roll 'Em (roll-your-own)
1391	West
1392	Chunghwa
1393	Black and Gold
1394	American Legend
1395	American Eagle
1396	24/7
1998	Roll-your-own cigarette; brand otherwise unspecified
1999	Cigarette; brand otherwise unspecified
Chewing Tobacco Brands	
201	Beech-Nut
202	Chattanooga Chew
203	Day's Work
204	Granger
205	H.B. Scott
206	Levi Garrett
207	Red Fox
208	Red Man chewing tobacco

Code	Definition
209	Taylor's Pride
210	Totems
211	Work Horse
212	Apple Jack
213	Ball Park
214	Best Buy chewing tobacco
215	Big Leaf
216	Blackbull
217	Bowie
218	Cannonball
219	Durango
220	Lancaster
221	Mail Pouch
222	Morgan's
223	Peachy Big Leaf
224	Rough Country
225	Trophy
226	WB
227	Havana Blossom
228	Southern Pride
229	Union Workman
230	Stoker chewing tobacco
231	Cottonboll
232	Apple Plug tobacco
233	Bloodhound Thick Plug
234	Red Horse
235	King B
236	J. D. Blend
237	Our Pride
238	Big Red
239	Tinsley
240	Amish
241	Tennessee Chew
242	Black Maria
243	Mammoth Cave
244	Oliver Twist
245	Warren County
246	Kuber Khaini
247	Cumberland Twist
248	Star chewing tobacco
249	Good Bite
250	Tulsi
251	Wild Duck twist
252	Country Blend
253	Kentucky King Twist
254	Gatlinburlier
255	Iqmik
256	White Mule Twist
257	Old Domestic
258	Budhalal
259	Big Mountain
260	Snake River

Code	Definition
261	RMD Gutka (chewing tobacco with betel nut)
262	Black Mountain
263	Baba 120
264	Chaini Khaini
2998	Homemade chewing tobacco
2999	Chewing tobacco; brand otherwise unspecified
Snuff Brands	
301	Copenhagen
302	Gold River
303	Happy Days
304	Hawken
305	Kodiak
306	Redwood
307	Silver Creek
308	Skoal
309	Timber Wolf
310	Bruton
311	Cooper
312	Cougar
313	Dental
314	Honey Bee snuff
315	Navy
316	Red Seal
317	Rooster
318	Square
319	Tops snuff
320	Tube Rose
321	Garrett snuff
322	Peach
323	Mint snuff
324	Ralph's snuff
325	Renegades
326	Kayak
327	CC Sweet
328	Ozona
329	Dean Swift
330	Extreme
331	Sequoia
332	Grizzly
333	President snuff
334	Honest Scotch
335	McChrystals
336	Wilsons
337	General snuff
338	Longhorn
339	Dr. Rumney's
340	Stonewall
341	Husky
342	Manikchand
343	Baba 120 [see also 263]
344	Railroad Mills

Code	Definition
345	Revel
346	Samuel Gawith
347	Skruf Stark
348	Taboka
349	Camel Snus
350	Red Bull snuff
351	Red Man snuff
352	Göteborgs Rapé Snus
353	Packard's Club
354	Knox
355	Marlboro Snus
356	Thunder
357	Roda Lacket
358	Toque
359	Carhart's Choice Sweet Scotch
360	Eight Brothers
361	Silver Dollar
362	Klondike
363	Stoker's snuff
364	American Bison
365	Buttercup
366	Good Money
3998	Homemade snuff/smokeless tobacco
3999	Snuff; brand otherwise unspecified
Cigar Brands	
401	Antonio y Cleopatra
402	Backwoods
403	Bering
404	Black & Mild
405	Captain Black
406	Casa Silva
407	Cuesta-Rey
408	Dutch Masters
409	El Producto
410	Erik Filter
411	Garcia y Vega
412	Havatampa
413	King Edward
414	La Corona
415	Little Nippers
416	Macanudos
417	Muriel
418	Partagas
419	Phillies
420	Rigoletto
421	Robert Burns
422	Roi-Tan
423	Swisher Sweets
424	Tijuana Smalls
425	Universal
426	White Owl
427	William Penn

Code	Definition
428	Winchester
429	Al Capone
430	Arango Sportsman
431	Arturo Fuente
432	Ashton
433	Astral
434	Baccarat
435	Balmoral
436	Ben Franklin
437	Blackstone
438	Blair
439	Blunts; brand unspecified
440	Butera
441	Cherry Blend
442	Churchill; brand unspecified
443	Cohiba cigars
444	Cojimar
445	Corona; brand unspecified
446	Cortina
447	Creмоса Cubanos
448	Cuban cigars; brand unspecified
449	Cubana; brand unspecified
450	Dannemann
451	Davidoff cigars
452	Don Diego
453	Don Jose
454	Don Lino
455	Don Rene
456	Don Sebastian
457	Don Tomas
458	Dunhill cigars
459	Dutch Treats
460	El Rey del Mundo
461	Fonseca
462	Grenadiers
463	Griffin's
464	H. Upmann
465	Habana/Havana; brand unspecified
466	Habana Gold
467	Henry Clay
468	Hobo
469	Hoya De Monterrey
470	Hugo Cassar
471	Infiesta
472	Joya De Nicaragua
473	Jr Ultimate
474	King
475	La Aurora
476	La Gloria Cubana
477	La Tradicion
478	La Unica
479	La Flor Dominicana
480	Las Cabrillas

Code	Definition
481	Lone Wolf
482	Martinez y Cia
483	Mi Cubano
484	Middleton Cherry Blend
485	Monero
486	Montecristo
487	Oliveros
488	Optimo
489	Opus X
490	Padron
491	Parodi Cella
492	Primetime little cigars
493	Prince Albert cigars
494	Punch
495	Puros Indios
496	Romeo y Julieta
497	Royal Jamaica
498	Schimmelpennick
499	Stag
4001	Sweets; brand unspecified
4002	Tampa; brand unspecified
4003	Te Amo
4004	Temple Hall
4005	Thompson
4006	Tiparillo
4007	Wolf Brothers
4008	Lars Tetens
4009	Bahia
4010	Big Butt
4011	Tobacco Place
4012	Five Star
4013	Cubita
4014	Avanti
4015	Windsor
4016	Dominican cigars; brand unspecified
4017	Rum Runner
4018	Nat Sherman cigars
4019	J.R. Tobacco
4020	Onyx
4021	Credo; brand unspecified
4022	Excalibur
4023	John T's
4024	Sierra Sweets
4025	Middleton Gold and Mild
4026	Habana Black and Gold
4027	Nicaraguan cigars; brand unspecified
4028	Casa Blanca
4029	Celestino Vega
4030	Felipe Gregorio
4031	Playboy
4032	Montesino
4033	Diamond Crown
4034	La Fontana

Code	Definition
4035	Muniemaker
4036	La Finca
4037	V Centennial
4038	Flor de Oliva Grand Cameroon
4039	Palace cigars
4040	Reas
4041	Miami Suites
4042	R & J Famous
4043	Rosa Cuba
4044	Zino
4045	Havana Honey
4046	Monte Carlo
4047	Delicados cigars
4048	Travis Club
4049	Purofino
4050	Fuente
4051	Avo
4052	Carl Upmann
4053	Bolivar
4054	Acid
4055	La Diva
4056	Thomas Hinds
4057	Perfecto Garcia
4058	Denobili
4059	VM Santana
4060	Honduran cigars; brand unspecified
4061	Jamaican cigars; brand unspecified
4062	Ducados
4063	Topper
4064	Djarum cigarillos
4065	Franco
4066	New York cigars
4067	United States cigars; brand unspecified
4068	Caribbean Rounds
4069	Leon Jimenes
4070	Montecruz
4071	Miflin's Choice
4072	K. Hansotia Gurkha
4073	Dos Reinas
4074	Arizona
4075	Napa
4076	Key West
4077	Caoba
4078	Flor Cabana
4079	Montoya
4080	Quirantes
4081	Royales
4082	Papayo
4083	C.A.O. Moontrance
4084	Tatiana
4085	Supre Sweets
4086	Dos Hombres
4087	El Cordoba

Code	Definition
4088	Don Guillermo
4089	Las Vegas
4090	Caribbean Petites
4091	Tamayo & Pareto
4092	Hemingway
4093	Cabanas
4094	Canaria D'Oro
4095	Ben Bay Crystals
4096	Black Jack cigars
4097	Cusano
4098	La Primadora
4099	Meharis
4100	Madrigal Habana
4101	Ornelas
4102	Tamboril
4103	Keep Moving
4104	Villiger
4105	Belinda
4106	Habanos
4107	Por Larranaga
4108	Don Antonio
4109	Don Pablo
4110	Drew Estates
4111	Joya del Rey
4112	Maria Mancini
4113	Olor
4114	Plasencia
4115	Porfirio
4116	Sosa
4117	Robusto; brand unspecified
4118	Vegas cigars
4119	Marsh Wheeling
4120	Alternativos
4121	Columbian cigars; brand unspecified
4122	George Burns
4123	Cameo
4124	Panetella; brand unspecified
4125	Carinos
4126	Don Mateo
4127	Hamiltons
4128	Panther
4129	Hoja
4130	Smokin Joes cigars
4131	Moyorga
4132	El Gozo
4133	De Graaff
4134	John Hay
4135	Sinatra
4136	Markers Mark
4137	Luiz Martinez
4138	Havana Blend
4139	La Paloma
4140	Saint Luis Rey

Code	Definition
4141	Carbonell
4142	Caballeros
4143	La Palma de Oro
4144	Hula girl
4145	Calixto Lopez
4146	Argos
4147	Aurora
4148	Brazilian cigars; brand unspecified
4149	Jose Marti
4150	Quintero
4151	Ramrod
4152	Reveria
4153	Mendez y Lopez
4154	New Orleans
4155	Smoker Friendly cigars
4156	Ritemeester
4157	Victor Sinclair
4158	Island Collection
4159	Don Alberto
4160	Santa Damiana
4161	Craftsman's Bench
4162	Don Yeyo
4163	Romero
4164	Vega Fina
4165	Cinco Vegas
4166	Dona Flora
4167	La Guardia
4168	National
4169	Alcazar
4170	OneOff
4171	Camacho
4172	J.T.
4173	La Surina
4174	Natural cigars
4175	Perdomo
4176	Primo Del Rey
4177	Heather Phillips
4178	Royal Blunt EZ Tube
4179	Colt cigars
4180	Matacan
4181	Cuban Bullet
4182	Farias
4183	Sancho Panza
4184	Helix
4185	El Toro
4186	Remedios
4187	1886 Queens
4188	898
4189	Memoria de Cuba
4190	Little Havana
4191	Havana Gold
4192	Smoker's Choice little cigars
4193	Belmondo

Code	Definition
4194	La Floridita
4195	Double Corona, brand unspecified
4196	San Andres
4197	Blender's Gold
4198	Cifuentes
4199	Cuban Delights
4200	El Rico Habano
4201	Gonzalez y Martinez
4202	Hacienda
4203	Omega
4204	Tres Hermanos
4205	Viajante, brand unspecified
4206	Demitasse, brand unspecified
4207	Racer little cigars
4208	Habano Primero
4209	Heaven
4210	Occidental
4212	Diesel
4213	Mantequilla
4214	Sir Elliot's
4215	Bauza
4216	Carlos Torano
4217	Roly
4218	Jad
4219	Gold Rush
4220	Old Port cigarillos
4221	Cordova
4222	Dirt
4223	La Perla Habana
4224	Jose Benito
4225	Tueros
4226	Crystal
4227	El Dente
4228	FX Smith
4229	Indian Tabac
4230	Candlelight
4231	Jose Girbes
4232	Sweet Outlaws
4233	Castros Cuban
4234	Don Juan
4235	Natural Root
4236	Hat's Off little cigars
4237	Rocky Patels
4238	Royal Cubans
4239	Lauro's
4240	Little Cigar Factory
4241	Guantanamera
4242	Pom Pom cigarillos
4243	Dean's Lil' Cigars
4244	Diablo
4245	Oliva O
4246	Fink
4247	Don Kiki

Code	Definition
4248	Hector Hernandez
4249	Mexican cigars; brand unspecified
4250	La Aroma de Cuba
4251	Murillo
4252	Don Rex
4253	Rushmore
4254	Spirit of Cuba
4255	Sweet Daddies
4256	Wise Guys
4257	Phillip & King – Cuban rejects
4258	Don Elliott
4259	Alvaro
4260	Don Elias
4261	Joya del Jefe Centennial Reserve
4262	El Presidente
4263	Torano Exodus
4264	Costa Rican cigars; brand unspecified
4265	Cheyenne little cigars
4266	Java
4267	Don Lugo
4268	EverMore
4269	Trinidad
4270	Don Augusto
4271	Don Dominguez
4272	Jose Gener
4273	Dominico
4274	Dutch Delights
4275	Mr. B
4276	Holland cigars; brand unspecified
4277	Licenciados
4278	Gispert
4279	Randelllo X
4280	Graycliff
4281	Roughneck
4282	Vendetta little cigars
4283	Supreme Blend little cigars
4284	Muriel Sweets little cigars
4285	Royal Hawaiian
4286	Casillas
4287	Dark Horse little cigars
4288	Boaz little cigars
4289	Cupido
4290	Moonshine Crooks
4291	M1 cigars
4292	Derringer little cigars
4293	Ibold
4294	Smokin Joes little cigars
4295	Santa Fe little cigars
4296	Kingpin
4297	Padilla
4298	Vaquero little cigars
4299	Nording
4300	Fat Rum

Code	Definition
4301	La Corona Whiffs
4302	Mike Ditka
4303	Vigilante Esteban Carrera
4304	Flor de Jardin
4305	Guatemalan cigars; brand unspecified
4306	Red Buck little cigars
4307	Black Cat
4308	Stampede little cigars
4309	Isla Del Sol
4310	JR Alternatives
4311	Kahlua (Drew Estates)
4312	Golden Harvest little cigars
4313	Richwood little cigars
4314	True Blunt
4315	El Cuno
4316	Czech Republic or Slovakia cigars; brand unspecified
4317	Amish cigars
4318	Iguana
4319	Winston Churchill by Davidoff
4320	Tusker
4321	Puerto Rican cigars; brand unspecified
4322	Black & Tan
4323	Courvoisier
4324	Haitian cigars; brand unspecified
4325	Ethiopian cigars; brand unspecified
4326	La Habanera
4327	Chinese cigars; brand unspecified
4328	Remington little cigars
4329	Cuban Honeys
4330	5 Vegas
4331	La Rica
4332	Jose L. Piedra
4333	Casino Gold
4334	Bucanero El Capitan
4335	Professor Sila
4336	Clints
4337	Philippine cigars; brand unspeified
4338	Hawaiian cigars; brand unspecified
4339	Payne-Mason
4340	Savannah Bulldog
4341	BluntVille
4342	Tony Alvarez
4343	El Sol
4344	Kristoff
4345	De Nobili Popular
4346	Liberty cigars; brand unspecified
4347	Game
4348	José "Pepin" Garcia Benchmade
4349	El Baton
4350	Double Diamond cigars
4351	Vieux Carre
4352	Nestor Reserve

Code	Definition
4353	Hatuey
4354	Murano
4355	Quorum
4356	Topstone
4357	NUb
4358	Bodyshot little cigars
4359	Puerto Rico 965
4360	Director's Club little cigars
4361	Good Times
4362	Rico Suave
4363	Don Pepin
4364	J. Fuego
4365	El Metador
4366	Wrangler little cigars
4367	Clipper little cigars
4368	i80 cigars
4369	Rum River Crooks
4370	Vieja Hacienda
4371	The Repeater
4372	Hombre little cigars
4373	Juicy
4374	El Verso
4375	1839 cigars
4376	Smoker's Best cigars
4377	Wall Street
4378	Cardenas
4379	Torino
4380	Cuban Rounds
4381	S.T. Dupont
4382	Mephisto
4383	El Imperio
4384	Holt's
4385	Liga Privada
4386	Maroma
4387	Trend
4388	Ambrosia
4389	El Salvadoran cigars; brand unspecified
4390	JW little cigars
4391	Zig-Zag cigarillos
4392	Swedish cigars, brand unspecified
4393	Argentinean cigars, brand unspecified
4394	Duque
4395	Happy Times superillos cigarillos
4396	Island Blendz
4397	Jenuwine Dominican Selection
4398	Neos
4399	Bali Hai cigars
4400	Cain
4401	Happy Hour
4402	Venezuelan cigars; brand unspecified
4403	Bahama Mama
4404	Nica Libre
4405	Brick House

Code	Definition
4406	Casa Magna
4407	Cibao
4408	M & R Vintage Reserve
4409	Tabak Especial
4410	Wild Horse cigars
4411	Alec Bradley
4412	Da Vinci
4413	Calle Ocho
4414	Dark Hawk little cigars
4415	Straight Up
4416	Nobel cigars
4417	Gambler cigars
4418	Maverick Quick Draw
4419	Room 101
4420	Entourage
4421	A. Turrent
4422	Bandidos
4423	Chisum little cigars
4424	Caribbean cigars; brand unspecified
4425	Gran Habano
4426	U.S. Army Limited Edition
4427	Real A.L. Pedro
4428	Great Wall
4429	K.A. Kendall's 7-20-4
4430	Nat Cicco
4431	OHM little cigars
4432	JM's Dominican
4433	El Primer Mundo
4434	38 Special little cigars
4435	Nestor Miranda
4436	Man O' War
4437	La Herencia Cubana Oscuro Fuerte
4438	Kickback
4439	Millennium
4440	Ave Maria
4441	Ecuadorian cigars; brand unspecified
4442	White Cat
4443	Speedway
4444	Action little cigars
4445	Erik Natural
4446	Free Cuba
4447	Hampton Arms
4448	Maribel
4449	Golden Valley filtered cigars
4450	Don Cicero
4451	Consuegra
4452	Piano Fuerte
4453	Tampa Sweethearts
4454	Criss Cross cigars
4455	Talon
4456	Don Pedro
4457	Signal cigars
4458	305's cigars

Code	Definition
4459	Beach Palm little cigars
4460	Cuban Twist
4461	Navarro
4462	Piper's
4463	Starbuzz
4464	Sweet Jane
4465	Tatuaje
4466	Good Days Factory Rejects
4467	Indian cigars; brand unspecified
4468	Blue Sparrow
4469	Vargas
4470	Lex12
4471	Trader Jacks
4472	7-20-4 Dogwalker
4473	Island
4474	Splitarillos
4475	Marco V
4476	Seneca cigar
4477	Verdadero Organic
4478	Buffalo cigars
4479	Iron Horse
4480	Oro Cubano
4481	Trivo cigarillos
4482	Weston
4483	Flor de las Antillas
4484	Show
4485	Foundry
4486	No. 99 Factory Throwouts
4487	Kismet Fortune
4488	Cuba Libre
4489	Rustlers
4490	Sparrow little cigars
4491	San Vicente
4492	Aquitaine
4493	Zig Zag wraps
4494	Porto Real
4495	Carbon Copy Cubans
4496	Jackpot
4497	Don Julio
4498	Hammer & Sickle
4499	El Fuego
4500	Illusione
4501	American cigars; brand unspecified
4502	Delicioso
4503	East Coast Roller
4504	Krome
4505	Santiago Fuerte
4506	Legend cigars
4507	Cherokee little cigars
4508	Nectar little cigar
4509	RHUM
4510	Casa de Garcia
4511	John Black little cigars

Code	Definition
4512	Don Gonzalez
4513	My Father
4997	Little cigars; brand otherwise unspecified
4998	Homemade cigars
4999	Cigar/cigarillo; brand otherwise unspecified
Pipe Tobacco or Miscellaneous Tobacco	
501	Prince Albert tobacco
502	Sir Walter Raleigh tobacco
503	Velvet tobacco
504	Bighorn tobacco
505	Hookah tobacco/tobacco in hookah
506	Smoker's Pride
507	Red River
508	Southern Steel
509	Three Sails
510	Good Stuff pipe tobacco
511	Red Cap pipe tobacco
512	Sillems pipe tobacco
513	Largo pipe tobacco
514	Carpenter's Cut pipe tobacco
515	Smoker's Best pipe tobacco
516	Five Brothers pipe tobacco
517	4 Aces pipe tobacco
518	Bull Durham pipe tobacco
519	Buoy pipe tobacco
520	Smokin' G pipe tobacco
521	Bacco pipe tobacco
522	Sparrow pipe tobacco
523	Kentucky Select pipe tobacco
524	Gambler pipe tobacco
525	1839 pipe tobacco
526	Rio pipe tobacco
527	Dark Horse pipe tobacco
528	Direct Buy
529	L.J. Peretti
530	Tin Star
531	Six Nations
532	Cherokee pipe tobacco
533	Stanwell
5999	Pipe tobacco; brand otherwise unspecified
Miscellaneous Classifications	
601	Homegrown
701	Marijuana
702	Cocaine
703	Coca leaves
704	Betel nut
705	Permanent marker
706	Aerosol spray

Code	Definition
707	Carburetor cleaner
708	Heroin
709	Meth, Methamphetamine ("ice" or "crank")
710	Over-the-counter drug
711	Rubbing alcohol and peroxide
801	Nicorette
802	Honey Rose herbal cigarettes
803	Herbal cigarette, not otherwise specified
804	Ecstasy herbal cigarettes
805	Smokey Mountain herbal snuff
806	Herbal Gold herbal cigarettes
807	Ariva tobacco lozenge
808	Herbal Dreams cigarettes
809	Evo electronic cigarette
810	Electronic/smokeless cigarette; otherwise unspecified
811	Raven-E
812	Modern Vapor
813	Logic
814	blu
815	Real Deal
816	Halo
817	Volcano
818	Mistic
819	NJOY
820	Flavorz by Joe E Liquids
821	Rio
822	Ecto
823	V2
824	Vuse
825	MarkTen
826	Premium
827	T4

Alphabetical Listing

Definition	Code
1, Smoke	1245
10/20	1242
101, 305s Room	4419
101, Scenic	1165
120, Baba	263
1839 cigarettes	1320
1839 cigars	4375
1839 pipe tobacco	525
1886 Queens	4187
24/7	1396
305's	1139
305's cigarettes	1139
305's cigars	4458
38 Special little cigars	4434
4 Aces (roll-your-own)	1289
4 Aces pipe tobacco	517
5 Vegas	4330
555, State Express	154
7-20-4 Dogwalker	4472
7-20-4, K.A. Kendall's	4429
898	4188
965, Puerto Rico	4359
99, Factory Throwouts, No.	4486
A, Class	1130
A, Craven	1137
A, Export	180
A. Turrent	4421
A.L. Pedro, Real	4427
Ace	1304
Aces pipe tobacco, 4	517
Acid	4054
Action little cigars	4444
Aerosol spray	706
Afton, Sweet	1096
Al Capone	429
Alas	1131
Albert cigars, Prince	493
Albert tobacco, Prince	501
Alberto, Don	4159
Alcazar	4169
Alcohol and peroxide, Rubbing	711
Alec Bradley	4411
All Star	1201
Allure	1386
Alpine	127
Alternatives, JR	4310
Alternativos	4120
Alvarez, Tony	4342
Alvaro	4259

Definition	Code
Always Save	1186
Amazone Guarana	1127
Amber leaf (roll-your-own)	1337
Ambrosia	4388
American	1117
American Bison	364
American cigars; brand unspecified	4501
American Diamond	1204
American Eagle	1395
American Harvest (roll-your-own)	1385
American Hero	1327
American Legend	1394
American Spirit cigarettes	161
American Spirit rolling tobacco	1032
Amish	240
Amish cigars	4317
Amo, Te	4003
Amsterdam Shag (roll-your-own)	1067
Amsterdamer (roll-your-won)	1079
Andres, San	4196
Antillas, Flor de las	4483
Antonio y Cleopatra	401
Antonio, Don	4108
A-One Bidi	1189
Apple Jack	212
Apple Plug tobacco	232
Appu Bidis	1295
Aquitaine	4492
Arango Sportsman	430
Arbo (roll-your-own)	1144
Argentinian cigars; brand unspecified	4393
Argos	4146
Ariva tobacco lozenge	807
Arizona	4074
Arms, Hampton	4447
Army Limited Edition, U.S.	4426
Aroma de Cuba, La	4250
Arturo Fuente	431
Ashton	432
Astra	1171
Astral	433
Augusto, Don	4270
Aurora	4147
Aurora, La	475
Austin	162
Avanti	4014
Ave Maria	4440
Avo	4051
Axis	1223

Definition	Code
B, King	235
B, Mr.	4275
Baba 120	263
Baccarat	434
Bacco pipe tobacco	521
Backard	1163
Backwoods	402
Bahama Mama	4403
Bahia	4009
Bailey	1022
Baisha	1285
Bali Hai cigarettes	163
Bali Hai cigars	4399
Bali-Shag (roll-your-own)	164
Ball Park	213
Balmoral	435
Bandidos	4422
Bao-dao	1236
Barclay	128
Baron	1338
Basic	101
Baton, El	4349
Bauza	4215
Bay Crystals, Ben	4095
Bay, Golden	1358
Beach Palm little cigars	4459
Beach, Golden	1182
Beacon	1190
Bee snuff, Honey	314
Beech-Nut	201
Belair	129
Belinda	4105
Belmondo	4193
Belmont	1051
Belomorkanal	1333
Ben Bay Crystals	4095
Ben Franklin	436
Bench, Craftsman's	4161
Benchmade, José "Pepin" Garcia	4348
Benito, Jose	4224
Benson & Hedges	102
Bering	403
Berkeley	1180
Berley	1277
Best (roll-your-own), Buckeye's	1312
Best Buy chewing tobacco	214
Best Buy cigarettes	165
Best cigars, Smoker's	4376
Best One, D	1269
Best Value	130
Best, Kentucky's	1112
Best, pipe tobacco, Smoker's	515
Betel nut	704

Definition	Code
Betel nut (chewing tobacco with), RMD Gutka	261
Bidi, A-One	1189
Bidi, Sher	1098
Bidis, Appu	1295
Bidis, Kailas	192
Bidis; brand unspecified	166
Big Butt	4010
Big Leaf	215
Big Leaf, Peachy	223
Big Mountain	259
Big Red	238
Bighorn tobacco	504
Bishop	1262
Bison	1241
Bison, American	364
Bite, Good	249
Black & Mild	404
Black & Tan	4322
Black and Gold	1393
Black and Gold, Habana	4026
Black Cat	4307
Black Clove	1056
Black Death	167
Black Diamond	1256
Black Hawk	1325
Black Jack cigars	4096
Black Maria	242
Black Mountain	262
Black, Captain	405
Black, John little cigars	4511
Blackbull	216
Blackjack (roll-your-own)	1306
Blackstone	437
Blair	438
Blanca, Casa	4028
Blend little cigars, Supreme	4283
Blend, Cherry	441
Blend, Country	252
Blend, Havana	4138
Blend, House	1031
Blend, J.D.	236
Blend, Middleton Cherry	484
Blend, Natural	1132
Blender's Gold	4197
Blendz, Island	4396
Bloodhound Thick Plug	233
Blossom, Havana	227
blu	814
Blue Sparrow	4468
Blunt EZ Tube, Royal	4178
Blunt, True	4314
Blunts; brand unspecified	439

Definition	Code
BluntVille	4341
Boaz little cigars	4288
Bodyshot little cigars	4358
Bohem Cigar No. 6 (Korean)	1322
Bolivar	4053
Bond Street	1356
Bonus Value	1136
Bonus Value, BV	1030
Boots	1109
Boss	1381
Boston	1122
Bowie	217
Bracar	1278
Bradley, Alec	4411
Brandon	168
Brave, The	1219
Brazilian cigars; brand unspecified	4148
Brentwood	1078
Brick House	4405
Bridgeport	1225
Bridgeton	1280
Bright	1351
Bristol	131
Bronco	1134
Bronson	169
Brothers, Eight	360
Brothers, pipe tobacco, Five	516
Brothers, Wolf	4007
Bruton	310
B's cigarettes, Honey	1049
Bucanero El Capitan	4334
Buck little cigars, Red	4306
Buckeye's Best (roll-your-own)	1312
Budhalal	258
Buffalo cigarettes	1247
Buffalo cigars	4478
Bugler (roll-your-own)	132
Bull Durham cigarettes	1026
Bull Durham pipe tobacco	518
Bull snuff, Red	350
Bulldog, Savannah	4340
Bullet, Cuban	4181
Buoy pipe tobacco	519
Burns, George	4122
Burns, Robert	421
Business Club	1279
Butera	440
Butt, Big	4010
Buttercup	365
Buy chewing tobacco, Best	214
Buy cigarettes, Best	165
Buy, Direct	528
Buy, Scotch	1114

Definition	Code
Buy, Ultra	1025
BV Bonus Value	1030
C.A.O. Moontrance	4083
Caballeros	4142
Cabana, Flor	4078
Cabanas	4093
Cabrillas, Las	480
Cain	4400
Calixto Lopez	4145
Calle Ocho	4413
Camacho	4171
Cambridge	103
Camel	104
Camel Snus	349
Cameo	4123
Campton	1172
Cana ria D' Oro	4094
Canadian Natural (roll-your-own)	1207
Canadian, Classic (roll-your-own)	1249
Candlelight	4230
Cannonball	218
Canyon	1104
Caoba	4077
Cap pipe tobacco, Red	511
Capitan, Bucanero El	4334
Capitol	1155
Capone, Al	429
Capri	105
Captain Black	405
Caravan	1366
Carbon Copy Cubans	4495
Carbonell	4141
Carburetor cleaner	707
Cardenas	4378
Cardinal	1034
Carhart's Choice Sweet Scotch	359
Caribbean cigars; brand unspecified	4424
Caribbean Petites	4090
Caribbean Rounds	4068
Carinos	4125
Carl Upmann	4052
Carlo, Monte	4046
Carlos Torano	4216
Carlton	106
Carlyle	1154
Carnival	1048
Carpenter's Cut pipe tobacco	514
Carre, Vieux	4351
Carrera, Vigilante Esteban	4303
Cartier	170
Casa Blanca	4028
Casa de Garcia	4510

Definition	Code
Casa Magna	4406
Casa Silva	406
Casillas	4286
Casino Gold	4333
Cassar, Hugo	470
Caster	1175
Castros Cuban	4233
Cat, Black	4307
Cat, White	4442
Cave, Mammoth	243
Cayuga	1377
CC Sweet	327
Celestino Vega	4029
Cella, Parodi	491
Centennial Reserve, Joya del Jefe	4261
Centennial, V	4037
Century	133
Chaini Khaini	264
Chancellor	1156
Chaparral	1072
Charter	1178
Chattanooga Chew	202
Checkers	171
Cherokee cigarettes	1035
Cherokee little cigars	4507
Cherokee pipe tobacco	532
Cherry Blend	441
Cherry Blend, Middleton	484
Chesterfield	134
Chew, Chattanooga	202
Chew, Tennessee	241
Chewing tobacco with betel nut, RMD Gutka	261
Chewing tobacco, Homemade	2998
Chewing tobacco, Red Man	208
Chewing tobacco, Star	248
Chewing tobacco; brand unspecified	2999
Cheyenne cigarettes	1221
Cheyenne little cigars	4265
Chinese cigars; brand unspecified	4327
Chisum little cigars	4423
Chocolate Dreams	1148
Choice cigarettes, Smoker's	1329
Choice little cigars, Smoker's	4192
Choice Sweet Scotch, Carhart's	359
Choice, First	182
Choice, Mifflin's	4071
Chunghwa	1392
Churchill by Davidoff, Winston	4319
Churchill; brand unspecified	442
Cia, Martinez y	482
Cibao	4407

Definition	Code
Cicco, Nat	4430
Cicero, Don	4450
Cifuentes	4198
Cigar Factory, Little	4240
Cigar No. 6 (Korean), Bohem	1322
Cigar, Seneca	4476
Cigar/cigarillo; brand unspecified	4999
Cigarette, Herbal; not otherwise specified	803
Cigarette, Philip Morris; brand unspecified	1273
Cigarette, Roll-your-own; brand unspecified	1998
Cigarette; brand unspecified	1999
Cigarette; brand unspecified, S & M	1345
Cigarettes, 1839	1320
Cigarettes, 305's	1139
Cigarettes, Bali Hai	163
Cigarettes, Buffalo	1247
Cigarettes, Bull Durham	1026
Cigarettes, Cherokee	1035
Cigarettes, Cheyenne	1221
Cigarettes, Cohiba	1380
Cigarettes, Colt	1210
Cigarettes, Coronas	1145
Cigarettes, Davidoff	1166
Cigarettes, Djarum	175
Cigarettes, Double Diamond	1128
Cigarettes, Dunhill	178
Cigarettes, Echo	1211
Cigarettes, Electronic/smokeless; otherwise unspecified	810
Cigarettes, Evo electronic	809
Cigarettes, Generals	1196
Cigarettes, Generic; brand unspecified	185
Cigarettes, Gold Rush	1240
Cigarettes, Havana	1208
Cigarettes, Herbal Dreams	808
Cigarettes, Honey Rose herbal	802
Cigarettes, Largo	
Cigarettes, Liberty	1243
Cigarettes, New York New York	1047
Cigarettes, Nobel	1108
Cigarettes, President	1388
Cigarettes, Royals	1272
Cigarettes, Signal	1318
Cigarettes, Smoker Friendly	1086
Cigarettes, Smoker's Choice	1329
Cigarettes, Star	1075
Cigarettes, Wild Horse	1287
Cigarillos, Djarum	4064
Cigarillos, Happy Times superillos	4395

Definition	Code
Cigarillos, Old Port	4220
Cigarillos, Pom Pom	4242
Cigarillos, Trivo	4481
Cigars, 1839	4375
Cigars, 305's	4458
Cigars, 38 Special little	4434
Cigars, Action little	4444
Cigars, American, brand unspecified	4501
Cigars, Amish	4317
Cigars, Argentinean, brand unspecified	4393
Cigars, Bali Hai	4399
Cigars, Beach Palm, little	4459
Cigars, Black Jack	4096
Cigars, Boaz little	4288
Cigars, Bodyshot little	4358
Cigars, Brazilian; brand unspecified	4148
Cigars, Buffalo	4478
Cigars, Caribbean; brand unspecified	4424
Cigars, Cheyenne little	4265
Cigars, Chinese; brand unspecified	4327
Cigars, Chisum little	4423
Cigars, Clipper little	4367
Cigars, Cohiba	443
Cigars, Colt	4179
Cigars, Columbian; brand unspecified	4121
Cigars, Costa Rican; brand unspecified	4264
Cigars, Criss Cross	4454
Cigars, Cuban; brand unspecified	448
Cigars, Czech Republic or Slovakia; brand unspecified	4316
Cigars, Dark Horse little	4414
Cigars, Dean's Lil'	4243
Cigars, Derringer little	4292
Cigars, Director's Club little	4360
Cigars, Dominican; brand unspecified	4016
Cigars, Double Diamond	4350
Cigars, Dunhill	458
Cigars, Ecuadorian; brand unspecified	4441
Cigars, El Salvadoran; brand unspecified	4389
Cigars, Ethiopian; brand unspecified	4325
Cigars, Gambler	4417
Cigars, Gold Rush	4219
Cigars, Golden Harvest little	4312
Cigars, Golden Valley filtered	4449

Definition	Code
Cigars, Guatemalan; brand unspecified.	4305
Cigars, Habana/Havana; brand unspecified	465
Cigars, Haitian; brand unspecified	4324
Cigars, Hat's Off, little	4236
Cigars, Hawaiian; brand unspecified	4338
Cigars, Holland; brand unspecified	4276
Cigars, Hombre little	4372
Cigars, Honduran, brand unspecified	4060
Cigars, i80	4368
Cigars, Indian; brand unspecified	4467
Cigars, JW little	4390
Cigars, Legend	4506
Cigars, Liberty; brand unspecified	4346
Cigars, Little; brand unspecified	4997
Cigars, M1	4291
Cigars, Mexican; brand unspecified	4249
Cigars, Muriel Sweets little	4284
Cigars, Natural	4174
Cigars, Nicaraguan; brand unspecified	4027
Cigars, Nobel	4416
Cigars, OHM little	4431
Cigars, Philippine; brand unspecified	4337
Cigars, Primetime little	492
Cigars, Puerto Rican; brand unspecified	4321
Cigars, Racer little	4207
Cigars, Red Buck little	4306
Cigars, Remington little	4328
Cigars, Richwood little	4313
Cigars, Santa Fe little	4295
Cigars, Signal	4457
Cigars, Smoker Friendly	4155
Cigars, Smokin Joes little	4294
Cigars, Sparrow little	4490
Cigars, Stampede little	4308
Cigars, Supreme Blend little	4283
Cigars, Swedish; brand unspecified	4392
Cigars, United States; brand unspecified	4027
Cigars, Vaquero little	4298
Cigars, Vendetta little	4282
Cigars, Venezuelan; brand unspecified	4402
Cigars, Wild Horse	4410
Cigars, Wrangler little	4366
Cimarron	172
Cinco Vegas	4165

Definition	Code
Circle Z	1228
Citation	1226
Claremont	1266
Class A	1130
Class, First	183
Classic	1274
Classic Canadian (roll-your-own)	1249
Classic, Columbus	1197
Classic, Wills	1363
Classics, Southern	1246
Clay, Henry	467
Cleaner, Carburetor	707
Cleopatra, Antonio y	401
Clints	4336
Clipper little cigars	4367
Clipper, Player's	148
Cloud, Silver	1354
Clove, Black	1056
Clove; brand unspecified	173
Club little cigars, Director's	4360
Club, Business	1279
Club, GP	1220
Club, Hava	1250
Club, Packard's	353
Club, Travis	4048
Coast, Gold	186
Coast, Roller, East	4503
Cobra	1267
Coca leaves	703
Cocaine	702
Cohiba cigarettes	1380
Cohiba cigars	443
Cojimar	444
Collection, Island	4158
Colt cigarettes	1210
Colt cigars	4179
Columbian cigars; brand unspecified	4121
Columbus Classic	1197
Commander	135
Competidora	1202
Complete	1317
Consuegra	4451
Cooper	311
Copenhagen	301
Copy Cubans, Carbon	4495
Cordoba, El	4087
Cordova	4221
Corona Whiffs, La	4301
Corona, Double; brand unspecified	4195
Corona, La	414
Corona; brand unspecified	445
Coronas cigarettes	1145

Definition	Code
Cortina	446
Costa Rican cigars; brand unspecified	4264
Cottonboll	231
Cougar	312
Country Blend	252
Country, Great	1362
Country, Rough	224
County, Warren	245
Courier	1036
Courvoisier	4323
Covington	136
Cowboys	1176
Craftsman's Bench	4161
Craven "A"	1137
Credo; brand unspecified	4021
Creek, Silver	307
Cremosa Cubanos	447
Crest, Gold	1222
Criss cross (roll-your-own)	1313
Criss Cross cigars	4454
Crooks, Moonshine	4290
Crooks, Rum River	4369
Cross (roll-your-own), Criss	1313
Cross cigars, Criss	4454
Cross, Southern	1270
Crown	1376
Crown, Diamond	4033
Crystal	4226
Crystals, Ben Bay	4095
CT	1123
CTC Select	1294
Cuba Libre	4488
Cuba, Free	4446
Cuba, La Aroma de	4250
Cuba, Memoria de	4189
Cuba, Rosa	4043
Cuba, Spirit of	4254
Cuban Bullet	4181
Cuban cigars; brand unspecified	448
Cuban Delights	4199
Cuban Honeys	4329
Cuban rejects, Phillip & King	4257
Cuban Rounds	4380
Cuban Twist	4460
Cuban, Castros	4233
Cubana Oscuro Fuerte, La Herencia	4437
Cubana, La Gloria	476
Cubana; brand unspecified	449
Cubano, Mi	483
Cubano, Oro	4480
Cubanos, Cremosa	447

Definition	Code
Cubans, Carbon Copy	4495
Cubans, Royal	4238
Cubita	4013
Cuesta-Rey	407
Cumberland Twist	247
Cuno, El	4315
Cupido	4289
Cusano	4097
Cut pipe tobacco, Carpenter's	514
Cut, Silk	1125
Czech Republic or Slovakia cigars; brand unspecified	4316
D & R Tobacco (roll-your-own)	1311
D & R Windsail Platinum (roll- your-own)	1353
D Best One	1269
Da Vinci	4412
Daddies, Sweet	4255
Damiana, Santa	4160
Dancer, Sky	1184
Danish Export rolling tobacco	1298
Dannemann	450
Dao, Bao-	1236
Dark Hawk little cigars	4414
Dark Horse little cigars	4287
Dark Horse pipe tobacco	527
Darshan	1181
Dave's	174
Davidoff cigarettes	1166
Davidoff cigars	451
Davidoff, Winston Churchill by	4319
Davidson, Harley	138
Day's Work	203
Days, Factory Rejects, Good	4466
Days, Happy	303
De Cuba, La Aroma	4250
De Cuba, Memoria	4189
De Garcia, Casa	4510
De Graaff	4133
De Jardin, Flor	4304
De las Antillas, Flor	4483
De Monterrey, Hoya	469
De Nicaragua, Joya	472
De Nobili Popular	4345
De Oliva Grand Cameroon, Flor	4038
De Oro, La Palma	4143
Deal, Real	815
Dean Swift	329
Dean's Lil' Cigars	4243
Death, Black	167
Decade	1268
Deer, Golden	1365

Definition	Code
Del Mundo, El Rey	460
Del Rey, Joya	4111
Del Rey, Primo	4176
Del Sol, Isla	4309
Delicados cigarettes	1046
Delicados cigars	4047
Delicioso	4502
Delights, Cuban	4199
Delights, Dutch	4274
Demitasse, brand unspecified	4206
Denobili	4058
Dental	313
Dente, El	4227
Derby	1191
Derringer little cigars	4292
Desert Sun	1248
Diablo	4244
Diamond cigarettes, Double	1128
Diamond cigars, Double	4350
Diamond Crown	4033
Diamond, American	1204
Diamond, Black	1256
Diego, Don	452
Diesel	4212
Dihao	1347
Dimitrino Shepherds Hotel	1281
Direct Buy	528
Director's Club little cigars	4360
Dirt	4222
Ditka, Mike	4302
Diva, La	4055
DJ Mix	1305
Djarum cigarettes	175
Djarum cigarillos	4064
Dogwalker, 7-20-4	4472
Dollar, Silver	361
Domestic, Old	257
Dominguez, Don	4271
Dominican cigars; brand unspecified	4016
Dominican Selection, Jenuwine	4397
Dominican, JM's	4432
Dominicana, La Flor	479
Dominico	4273
Don Alberto	4159
Don Antonio	4108
Don Augusto	4270
Don Cicero	4450
Don Diego	452
Don Dominguez	4271
Don Elias	4260
Don Elliott	4258
Don Gonzalez	4512

Definition	Code
Don Guillermo	4088
Don Jose	453
Don Juan	4234
Don Julio	4497
Don Kiki	4247
Don Lino	454
Don Lugo	4267
Don Mateo	4126
Don Pablo	4109
Don Pedro	4456
Don Pepin	4363
Don Rene	455
Don Rex	4252
Don Sebastian	456
Don Tomas	457
Don Yeyo	4162
Dona Flora	4166
Doral	107
D'Oro, Canaria	4094
Dos Hombres	4086
Dos Reinas	4073
Double Corona, brand unspecified	4195
Double Diamond cigarettes	1128
Double Diamond cigars	4350
Double Happiness (Shuang Xi)	1378
Dr. Rumney's	339
Dreams	1091
Dreams cigarettes, Herbal	808
Dreams, Chocolate	1148
Dreams, Sweet	1113
Drew Estates	4110
Drew Estates, Kahlua	4311
Drug, Over-the-counter	710
Drum (roll-your-own)	176
DTC	1037
Du Maurier	177
Ducados	4062
Duck twist, Wild	251
Dunhill cigarettes	178
Dunhill cigars	458
Dupont, S.T.	4381
Duque	4394
Durango	219
Durant	1120
Durham cigarettes, Bull	1026
Durham pipe tobacco, Bull	518
Dutch Delights	4274
Dutch Masters	408
Dutch Treats	459
Dynamic	1164
E Liquids, Flavorz by Joe	820
E, Raven-	811

Definition	Code
Eagle	179
Eagle, American	1395
Eagle, Silver	1292
East Coast Roller	4503
Echo cigarettes	1211
Echo rolling tobacco	1297
Eclipse	1110
Eco	1334
Ecstasy herbal cigarettes	804
Ecto	822
Ecuadorian cigars; brand unspecified	4441
Edgefield	1344
Edition, U.S. Army Limited	4426
Edward, King	413
Eight Brothers	360
El Baton	4349
El Capitan, Bucanero	4334
El Cordoba	4087
El Cuno	4315
El Dente	4227
El Fuego	4499
El Gozo	4132
El Imperio	4383
El Metador	4365
El Presidente	4262
El Primer Mundo	4433
El Producto	409
El Rey del Mundo	460
El Rico Habano	4200
El Salvadoran cigars; brand unspecified	4389
El Sol	4343
El Toro	4185
El Verso	4374
Electronic cigarettes, Evo	809
Electronic/smokeless cigarette; otherwise unspecified	810
Elias, Don	4260
Elliot's, Sir	4214
Elliott, Don	4258
'Em, (roll-your-own), Texas Roll	1390
Embassy	1315
Entourage	4420
Epic	1111
Erik Filter	410
Erik Natural	4445
Especial, Tabak	4409
Esquire	1185
Esse	1352
Estates, Drew	4110
Estates, Kahlua Drew	4311
Esteban Carrera, Vigilante	4303

Definition	Code
Ethiopian cigars, brand unspecified	4325
Euro	1212
Eve	137
EverMore	4268
Evo electronic cigarette	809
Exact	1265
Excalibur	4022
Exeter	1326
Exodus, Torano	4263
Export A	180
Export rolling tobacco, Danish	1298
Express 555	1119
Express, 555, State	154
Extreme	330
EZ Tube, Royal Blunt	4178
Factory Rejects, Good Days	4466
Factory Throwouts, No. 99	4486
Factory, Little Cigar	4240
Famous, R & J	4042
Fantasia	1063
Farias	4182
Farmer's Gold (roll-your-own)	1235
Faros	1151
Fat Rum	4300
Father, My	4513
Fe little cigars, Santa	4295
Feelings	1331
Felipe Gregorio	4030
Fiesta	181
Filter, Erik	410
Filtered cigars, Golden Valley	4449
Fina, Vega	4164
Finca, La	4036
Fink	4246
First Choice	182
First Class	183
First US	1205
First USA	1205
Five Brothers pipe tobacco	516
Five Star	4012
Flavorz by Joe E Liquids	820
Flor Cabana	4078
Flor de Jardin	4304
Flor de las Antillas	4483
Flor de Oliva Grand Cameroon	4038
Flora, Dona	4166
Floridita, La	4194
Focus	1124
Fonseca	461
Fontana	1348
Fontana, La	4034
Forsyth	108

Definition	Code
Fortuna	1276
Fortune	1355
Fortune, Kismet	4487
Foundry	4485
Fox, Red	207
Franco	4065
Franklin, Ben	436
Fred	1271
Free Cuba	4446
Friendly cigarettes, Smoker	1086
Friendly cigars, Smoker	4155
Fuego, El	4499
Fuego, J.	4364
Fuente	4050
Fuente, Arturo	431
Fuente, Santiago	4505
Fuerte, La Herencia Cubana Oscuro	4437
Fuerte, Piano	4452
Furongwang	1364
FX Smith	4228
G pipe tobacco, Smokin'	520
Galaxy Pro	1341
Gambler (roll-your-own)	1227
Gambler cigars	4417
Gambler pipe tobacco	524
Game	4347
Garcia Benchmade, José "Pepin"	4348
Garcia y Vega	411
Garcia, Casa de	4510
Garcia, Perfecto	4057
Garrett snuff	321
Garrett, Levi	206
Gatlinburlier	254
Gauloises	184
Gawith, Samuel	346
Gener, Jose	4272
General snuff	337
Generals cigarettes	1196
Generic cigarettes; brand unspecified	185
George Burns	4122
Geronimo	1055
Girbes, Jose	4231
Girl, Hula	4144
Gispert	4278
Gitanes	1058
Gloria Cubana, La	476
Gold	1090
Gold and Mild, Middleton	4025
Gold Coast	186
Gold Crest	1222
Gold herbal cigarettes, Herbal	806

Definition	Code
Gold River	302
Gold Rush cigarettes	1240
Gold Rush cigars	4219
Gold, Black and	1393
Gold, Blender's	4197
Gold, Casino	4333
Gold, Farmer's (roll-your-own)	1235
Gold, Habana	466
Gold, Habana Black and	4026
Gold, Havana	4191
Gold, Liberty	1244
Gold, Old	147
Gold, USA	1018
Golden Bay	1358
Golden Beach	1182
Golden Deer	1365
Golden Harvest (roll-your-own)	1283
Golden Harvest little cigars	4312
Golden Leaf	1375
Golden Lights	1133
Golden Valley filtered cigars	4449
Golden Virginia (roll-your-own)	1140
Goldflake	1229
Goldlight	1129
Gonzalez y Martinez	4201
Gonzalez, Don	4512
Good Bite	249
Good Days Factory Rejects	4466
Good Money	366
Good stuff (roll-your-own)	1335
Good Stuff pipe tobacco	510
Good Times	4361
Göteborgs Rapé Snus	352
Gozo, El	4132
GP	1332
GP Club	1220
GPC	109
Graaff, De	4133
Gran Habano	4425
Grand	1073
Grand Prix	1089
Granger	204
Graycliff	4280
Great Country	1362
Great Wall	4428
Gregorio, Felipe	4030
Grenadiers	462
Griffin's	463
Grizzly	332
G-Smoke	1218
GT-One	1126
Guantanamera	4241

Definition	Code
Guarana, Amazone	1127
Guardia, La	4167
Guatemalan cigars; brand unspecified	4305
Gudang Guram	187
Guillermo, Don	4088
Gunsmoke	188
Guram, Gudang	187
Gurkha, K. Hansotia	4072
Gutka (chewing tobacco with betel nut), RMD	261
Guy, Tough	1162
Guys, Wise	4256
H. Upmann	464
H.B. Scott	205
Habana Black and Gold	4026
Habana Gold	466
Habana, La Perla	4223
Habana, Madrigal	4100
Habana/Havana cigars; brand unspecified	465
Habanera, La	4326
Habano Primero	4208
Habano, El Rico	4200
Habano, Gran	4425
Habanos	4106
Hacienda	4202
Hacienda, Vieja	4370
Hai cigarettes, Bali	163
Hai cigars, Bali	4399
Haitian cigars; brand unspecified	4324
Hall, Temple	4004
Halo	816
Hamiltons	4127
Hammer & Sickle	4498
Hampton Arms	4447
Hansotia Gurkha, K.	4072
Happiness (Shuang Xi), Double	1378
Happy Days	303
Happy Hour	4401
Happy Times superillos cigarillos	4395
Harley Davidson	138
Harvest (roll-your-own), American	1385
Harvest (roll-your-own), Golden	1283
Harvest (roll-your-own), Southern	1291
Harvest little cigars, Golden	4312
Hat's Off little cigars	4236
Hatuey	4353
Hava Club	1250
Havana Blend	4138
Havana Blossom	227

Definition	Code
Havana cigarettes	1208
Havana cigars, Habana/; brand unspecified	465
Havana Gold	4191
Havana Honey	4045
Havana, Little	4190
Havatampa	412
Hawaiian cigars; brand unspecified	4338
Hawaiian, Royal	4285
Hawk little cigars, Dark	4414
Hawk, Black	1325
Hawken	304
Hay, John	4134
Heather Phillips	4177
Heaven	4209
Hector Hernandez	4248
Hedges, Benson &	102
Helix	4184
Hemingway	4092
Henry Clay	467
Herbal cigarette, not otherwise specified	803
Herbal cigarettes, Ecstasy	804
Herbal cigarettes, Herbal Gold	806
Herbal cigarettes, Honey Rose	802
Herbal Dreams cigarettes	808
Herbal Gold herbal cigarettes	806
Herbal snuff, Smokey Mountain	805
Herencia Cubana Oscuro Fuerte, La	4439
Hermanos, Tres	4204
Hernandez, Hector	4248
Hero, American	1327
Heroin	708
Heron	1307
Highway	1076
Hillside, Old (roll-your-own)	1192
Hinds, Thomas	4056
Hi-Value	189
Hobo	468
Hoja	4129
Holborn, Old (roll-your-own)	1187
Holland cigars; brand unspecified	4276
Hollywood	1033
Holt's	4384
Hombre little cigars	4372
Hombres, Dos	4086
Homegrown	601
Homemade chewing tobacco	2998
Homemade cigars	4998
Homemade snuff/smokeless tobacco	3998
Homer	1198
Honduran cigars; brand unspecified	4060

Definition	Code
Honest Scotch	334
Honey Bee snuff	314
Honey B's cigarettes	1049
Honey Rose herbal cigarettes	802
Honey, Havana	4045
Honeys, Cuban	4329
Hongmei	1357
Honor	1284
Hookah tobacco/tobacco in hookah	505
Hope	1387
Horse cigarettes, Wild	1287
Horse cigars, Wild	4410
Horse little cigars, Dark	4287
Horse pipe tobacco, Dark	527
Horse, Iron	4479
Horse, Red	234
Horse, White	1303
Horse, Work	211
Hotel, Dimitrino Shepherds	1281
Hour, Happy	4401
House Blend	1031
House, Brick	4405
Hoya De Monterrey	469
Huanghelou	1339
Hugo Cassar	470
Hula girl	4144
Husky	341
i80 cigars	4368
Ibold	4293
Iceberg (roll-your-own)	1213
Iguana	4318
Illusione	4500
Image	1084
Impala	1102
Imperio, El	4383
Indian cigars; brand unspecified	4467
Indian Tabac	4229
Indios, Puros	495
Infiesta	471
Infinity	1194
Iqmik	255
Iron Horse	4479
Isla Del Sol	4309
Island	4473
Island Blendz	4396
Island Collection	4158
J Famous, R &	4042
J. Fuego	4364
J.D. Blend	236
J.R. Tobacco	4019
J.T.	4172

Definition	Code
Jack cigars, Black	4096
Jack, Apple	212
Jackpot	4496
Jacks	190
Jacks, Trader	4471
Jackson, Peter	1290
Jad	4218
Jade	1168
Jakarta	1101
Jamaica, Royal	497
Jamaican cigars; brand unspecified	4061
Jane, Sweet	4464
Jardin, Flor de	4304
Jasmine	139
Java	4266
Jefe Centennial Reserve, Joya del	4261
Jenuwine Dominican Selection	4397
Jester (roll-your-own)	191
Jimenes, Leon	4069
JM's Dominican	4432
Joe E Liquids, Flavorz, by	820
Joes (roll-your-own), Smokin	1368
Joes cigarettes, Smokin	1040
Joes cigars, Smokin	4130
Joes little cigars, Smokin	4294
John Black little cigars	4511
John Hay	4134
John Player	1066
John T's	4023
José "Pepin" Garcia Benchmade	4348
Jose Benito	4224
Jose Gener	4272
Jose Girbes	4231
Jose L. Piedra	4332
Jose Marti	4149
Jose, Don	453
Joya De Nicaragua	472
Joya del Jefe Centennial Reserve	4261
Joya del Rey	4111
JR Alternatives	4310
Jr Ultimate	473
Juan, Don	4234
Juicy	4373
Julietta, Romeo y	496
Julio, Don	4497
JW little cigars	4390
K.A. Kendall's 7-20-4	4429
K. Hansotia Gurkha	4072
Kahlua (Drew Estates)	4311
Kailas Bidis	192
Kamel Red	193
Karelia	1300

Definition	Code
Kayak	326
Keep Moving	4103
Kendall's 7-20-4, K.A.	4429
Kent	110
Kentucky King Twist	253
Kentucky Select (roll-your-own)	1324
Kentucky Select pipe tobacco	523
Kentucky Smooth (roll-your-own)	1275
Kentucky, Old	1200
Kentucky's Best	1112
Key West	4076
Khaini, Chaini	264
Khaini, Kuber	246
Kickback	4438
Kiki, Don	4247
King	474
King - Cuban rejects, Phillip &	4257
King B	235
King Edward	413
King Mountain	1296
King Twist, Kentucky	253
Kingpin	4296
Kingsley	1203
Kingsport	1118
Kingston	1251
Kismet Fortune	4487
Kiss	1369
Kite (roll-your-own)	1100
Klondike	362
Knights	1264
Knox	354
Kodiak	305
Kool	111
Korean, Bohem Cigar No. 6	1322
Krakatoa Kretek	1059
Kretek, Kuta	1060
Kristoff	4344
Krome	4504
Krong Thip	1074
Kuber Khaini	246
Kuta Kretek	1060
L & M	141
L. Piedra, Jose	4332
L.J. Peretti	529
La Aroma de Cuba	4250
La Aurora	475
La Corona	414
La Corona Whiffs	4301
La Diva	4055
La Finca	4036
La Flor Dominicana	479
La Floridita	4194

Definition	Code
La Fontana	4034
La Gloria Cubana	476
La Guardia	4167
La Habanera	4326
La Herencia Cubana Oscuro Fuente	4437
La Palma de Oro	4143
La Paloma	4139
La Perla Habana	4223
La Primadora	4098
La Rica	4331
La Surina	4173
La Tradicion	477
La Unica	478
Label, Private	121
Lacket, Roda	357
Lakes	1286
Lancaster	220
Largo cigarettes	1346
Largo pipe tobacco	513
Lark	140
Larranaga, Por	4107
Lars Tetens	4008
Larson	1199
Las Antillas, Flor de	4483
Las Cabrillas	480
Las Vegas	4089
Lauro's	4239
Leaf (roll-your-own), Amber	1337
Leaf, Big	215
Leaf, Golden	1375
Leaf, Peachy Big	223
Leaves, Coca	703
Legend cigarettes	194
Legend cigars	4506
Leon Jimenes	4069
Levi Garrett	206
Lewiston	1039
Lex12	4470
Liberty cigarettes	1243
Liberty cigars; brand unspecified	4346
Liberty Gold	1244
Libre, Cuba	4488
Libre, Nica	4404
Licenciados	4277
Liga Privada	4385
Liggett Select	1083
Lights, Golden	1133
Lil' Cigars, Dean's	4243
Limited Edition, U.S. Army	4426
Lino, Don	454
Liquids Flavorz by Joe, E	820
Little Cigar Factory	4240
Little cigars, 38 Special	4434

Definition	Code
Little cigars, Action	4444
Little cigars, Beach Palm	4459
Little cigars, Boaz	4288
Little cigars, Bodyslot	4358
Little cigars, Cherokee	4507
Little cigars, Cheyenne	4265
Little cigars, Chisum	4423
Little cigars, Clipper	4367
Little cigars, Dark Hawk	4414
Little cigars, Dark Horse	4287
Little cigars, Derringer	4292
Little cigars, Director's Club	4360
Little cigars, Golden Harvest	4312
Little cigars, Hat's Off	4236
Little cigars, Hombre	4372
Little cigars, Jack Black	4511
Little cigars, JW	4390
Little cigars, Muriel Sweets	4284
Little cigars, Nectar	4508
Little cigars, OHM	4431
Little cigars, Primetime	492
Little cigars, Racer	4207
Little cigars, Red Buck	4306
Little cigars, Remington	4328
Little cigars, Richwood	4313
Little cigars, Santa Fe	4295
Little cigars, Smoker's Choice	4192
Little cigars, Smokin Joes	4294
Little cigars, Sparrow	4490
Little cigars, Stampede	4308
Little cigars, Supreme Blend	4283
Little cigars, Vaquero	4298
Little cigars, Vendetta	4282
Little cigars, Wrangler	4366
Little cigars; brand unspecified	4997
Little Havana	4190
Little Nippers	415
Lobo	1173
Logic	813
Lone Wolf	481
Longhorn	338
Lookout (roll-your-own)	1209
Lopez, Calixto	4145
Lopez, Mendez y	4153
Lotto	1252
Lozenge, Ariva tobacco	807
Lucky Strike	142
Lugo, Don	4267
Luis Rey, Sanit	4140
Luiz Martinez	4137
M & R Vintage Reserve	4408
M Santana, V	4059

Definition	Code
M1 cigars	4291
Macanudos	416
Madrigal Habana	4100
Magna	143
Magna, Casa	4406
Mail Pouch	221
Mainstreet	196
Majestic	1370
Malibu	195
Mall, Pall	119
Mama, Bahama	4403
Mammoth Cave	243
Man chewing tobacco, Red	208
Man O' War	4436
Man snuff, Red	351
Mancini, Maria	4112
Manikchand	342
Mantequilla	4213
Marathon	1153
Marco V	4475
Maria Mancini	4112
Maria, Ave	4440
Maria, Black	242
Maribel	4448
Marijuana	701
Mark, Markers	4136
Marker	197
Marker, Permanent	705
Markers Mark	4136
Market	1141
MarkTen	825
Marlboro	112
Marlboro Snus	355
Marlin	1088
Maroma	4386
Marsh Wheeling	4119
Marti, Jose	4149
Martinez y Cia	482
Martinez, Gonzalez y	4201
Martinez, Luiz	4137
Mason, Payne-	4339
Masters, Dutch	408
Matacan	4180
Mateo, Don	4126
Matinee	1157
Maurier, Du	177
Maverick	144
Maverick Quick Draw	4418
Max	145
Maxim	1158
McChrystals	335
McClintock (roll-your-own)	1170
MCD	1231

Definition	Code
Medallion	198
Meharis	4099
Memoria de Cuba	4189
Mendez y Lopez	4153
Mephisto	4382
Meridian	199
Merit	113
Metador, El	4365
Meth, Methamphetamine ("ice" or "crank")	709
Mexican cigars; brand unspecified	4249
Mi Cubano	483
Miami Suites	4041
Middleton Cherry Blend	484
Middleton Gold and Mild	4025
Midnight Special (roll-your-own)	1214
Miflin's Choice	4071
Mike Ditka	4302
Mild Sevens, Seven Stars/	1012
Mild, Black &	404
Mild, Middleton Gold and	4025
Millennium	4439
Mills, Railroad	344
Mint Snuff	323
Miranda, Nestor	4435
Mistic	818
Misty	114
Mix, DJ	1305
Modern Vapor	812
Monaco	1080
Monarch	115
Monero	485
Money, Good	366
Montana	1115
Montclair	116
Monte Carlo	4046
Montecristo	486
Montecruz	4070
Montego	1253
Monterrey, Hoya De	469
Montesino	4032
Montoya	4079
Moonshine Crooks	4290
Moontrance, C.A.O.	4083
More	117
Morgan's	222
Morris cigarette, Philip; brand unspecified	1273
Mountain herbal snuff, Smokey	805
Mountain, Big	259
Mountain, Black	262
Mountain, King	1296
Move	1142

Definition	Code
Moving, Keep	4103
Moyorga	4131
Mr. B	4275
Mule Twist, White	256
Mundail	1159
Mundo, El Primer	4433
Mundo, El Rey del	460
Muniemaker	4035
Murano	4354
Muriel	417
Muriel Sweets little cigars	4284
Murillo	4251
Mustang	1027
MVP	1193
My Father	4513
Napa	4075
Nat Cicco	4430
Nat Sherman cigarettes	1001
Nat Sherman cigars	4018
National	4168
Nations, Six	531
Native	1092
Natural Blend	1132
Natural cigar	4174
Natural Root	4235
Natural, Canadian (roll-your-own)	1207
Natural, Erik	4445
Navarro	4461
Navy	315
Nectar little cigar	4508
Neos	4398
Nestor Miranda	4435
Nestor Reserve	4352
Nevada	1260
New Orleans	4154
New York cigars	4066
New York New York cigarettes	1047
Newport	118
Niagara	1106
Nica Libre	4404
Nicaragua, Joya De	472
Nicaraguan cigars; brand unspecified	4027
Nicorette	801
Nippers, Little	415
Nise	1160
NJOY	819
No. 99 Factory Throwouts	4486
Nobel cigarettes	1108
Nobel cigars	4416
Nobili Popular, De	4345
Nording	4299

Definition	Code
Nova	1239
Now	146
Nub	4357
Nut, Betel	704
O' War, Man	4436
O, Oliva	4245
Occidental	4210
Ocho, Calle	4413
Off, little cigars, Hat's	4236
Ohm (roll-your-own)	1349
OHM little cigars	4431
Old Domestic	257
Old Gold	147
Old Hillside (roll-your-own)	1192
Old Holborn (roll-your-own)	1187
Old Kentucky	1200
Old Port cigarillos	4220
Oliva Grand Cameroon, Flor de	4038
Oliva O	4245
Oliver Twist	244
Oliveros	487
Olor	4113
Omaha	1002
Omar	1237
Omar Sharif	1054
Omega	4203
Omni	1169
One, Bidi, A-	1189
One, D Best	1269
One, Premium	1052
OneOff	4170
Onyx	4020
Opal	1234
Optimo	488
Optiva	1146
Opus X	489
Organic, Verdadero	4477
Orleans, New	4154
Ornelas	4101
Oro Cubano	4480
Oro, La Palma de	4143
Oscuro Fuerte, La Herencia Cubana	4437
Our Pride	237
Outlaws, Sweet	4232
Over-the-counter drug	710
Owl, White	426
Ozona	328
Pablo, Don	4109
Packard's Club	353
Padilla	4297
Padron	490

Definition	Code
Palace cigarettes	1107
Palace cigars	4039
Palermo	1340
Pall Mall	119
Palm little cigars, Beach	4459
Palma de Oro, La	4143
Paloma, La	4139
Panetella; brand unspecified	4124
Panter	4128
Panza, Sancho	4183
Papayo	4082
Pareto, Tamayo &	4091
Parisiennes	1150
Park, Ball	213
Parliament	120
Parodi Cella	491
Partagas	418
Patels, Rocky	4237
Patriot	1095
Payne-Mason	4339
Peach	322
Peachy Big Leaf	223
Pedro, Don	4456
Pedro, Real A.L.	4427
Penn, William	427
Pepin Garcia Benchmade, José	4348
Pepin, Don	4363
Perdomo	4175
Peretti, L.J.	529
Perfecto Garcia	4057
Perla Habana, La	4223
Permanent marker	705
Peroxide, Rubbing alcohol and	711
Peter Jackson	1290
Peter Stokkebye (roll-your-own)	1308
Peter Stuyvesant	1230
Petites, Caribbean	4090
Philip Morris cigarette; brand unspecified	1273
Philippine cigars; brand unspecified	4337
Phillies	419
Phillip & King - Cuban rejects	4257
Phillips, Heather	4177
Piano Fuerte	4452
Piedra, Jose L.	4332
Piel Roja	1003
Pilot	1099
Pinnacle	1389
Pioneer	1371
Pipe tobacco, 1839	525
Pipe tobacco, 4 Aces	517
Pipe tobacco, Bacco	521
Pipe tobacco, Bull Durham	518

Definition	Code
Pipe tobacco, Buoy	519
Pipe tobacco, Carpenter's Cut	514
Pipe tobacco, Cherokee	532
Pipe tobacco, Dark Horse	527
Pipe tobacco, Five Brothers	516
Pipe tobacco, Gambler	524
Pipe tobacco, Good Stuff	510
Pipe tobacco, Kentucky Select	523
Pipe tobacco, Largo	513
Pipe tobacco, Red Cap	511
Pipe tobacco, Rio	526
Pipe tobacco, Sillems Blue	512
Pipe tobacco, Smoker's Best	515
Pipe tobacco, Smokin' G	520
Pipe tobacco, Sparrow	522
Pipe tobacco; brand unspecified	5999
Piper's	4462
Place, Tobacco	4011
Planet	1004
Plasencia	4114
Platinum (roll-your-own), D & R Windsail	1353
Playboy	4031
Player, John	1066
Player's Clipper	148
Plug tobacco, Apple	232
Plug, Bloodhound Thick	233
Point	1161
Poker	1261
Pom Pom cigarillos	4242
Popular	1103
Popular, De Nobili	4345
Por Larranaga	4107
Porfirio	4115
Port cigarillos, Old	4220
Porto Real	4494
Pouch, Mail	221
Premier (roll-your-own)	1314
Premis	1299
Premium	826
Premium One	1052
President cigarettes	1388
President snuff	333
Price, Slim	1013
Pride	1384
Pride, Our	237
Pride, Smoker's	506
Pride, Southern	228
Pride, Taylor's	209
Pride, Value	1255
Primadora, La	4098
Prime	1024
Primer Mundo, El	4433

Definition	Code
Primero, Habano	4208
Primetime little cigars	492
Primo	1224
Primo Del Rey	4176
Prince (Denmark)	1077
Prince Albert cigars	493
Prince Albert tobacco	501
Privada, Liga	4385
Private Label	121
Private Stock	1005
Prix, Grand	1089
Pro, Galaxy	1341
Producto, El	409
Professor Sila	4335
Puerto Rican cigars; brand unspecified	4321
Puerto Rico 965	4359
Punch	494
Purofino	4049
Puros Indios	495
Putter	1143
Pyramid	149
Quality	1121
Quality Smokes	1006
Quality, Value &	1071
Queens, 1886	4187
Quest	1179
Quick Draw, Maverick	4418
Quintero	4150
Quirantes	4080
Quorum	4355
R & J Famous	4042
R Tobacco (roll-your-own), D &	1311
R Vintage Reserve, M &	4408
R, Windsail Platinum (roll-your-own), D &	1353
Racer little cigars	4207
Railroad Mills	344
Raison	1301
Raleigh	150
Raleigh tobacco, Sir Walter	502
Rally	1007
Ralph's snuff	324
Ramrod	4151
Randelllo X	4279
Rapé Snus, Göteborgs	352
Rave	1008
Rave rolling tobacco	1323
Raven-E	811
Real A.L. Pedro	4427
Real Deal	815

Definition	Code
Real, Porto	4494
Reas	4040
Red Buck little cigars	4306
Red Bull snuff	350
Red Cap pipe tobacco	511
Red Fox	207
Red Horse	234
Red Man chewing tobacco	208
Red Man snuff	351
Red River	507
Red Seal	316
Red, Big	238
Red, Kamel	193
Redbull (roll-your-own)	1183
Redwood	306
Reinas, Dos	4073
Rejects, Good Days, Factory	4466
Rejects, Phillip & King - Cuban	4257
Remedios	4186
Remington little cigars	4328
Rene, Don	455
Renegades	325
Repeater, The	4371
Reserve, Joya del Jefe Centennial	4261
Reserve, M & R Vintage	4408
Reserve, Nestor	4352
Revel	345
Revenge	1116
Reveria	4152
Rex, company brand unspecified	1257
Rex, Don	4252
Rey del Mundo, El	460
Rey, Cuesta-	407
Rey, Joya del	4111
Rey, Primo Del	4176
Rey, Saint Luis	4140
Rhino, White	1195
RHUM	4509
Rica, La	4331
Rich	1342
Richland	151
Richwood little cigars	4313
Rico 965, Puerto	4359
Rico Habano, El	4200
Rico Suave	4362
Ridgeway	1215
Rigoletto	420
Rio	821
Rio pipe tobacco	526
Ritemeester	4156
River Crooks, Rum	4369
River, Gold	302
River, Red	507

Definition	Code
River, Snake	260
Riverside	1321
RMD Gutka (chewing tobacco with betel nut)	261
Robert Burns	421
Robusto; brand unspecified	4117
Rocky Patels	4237
Roda Lacket	357
Roger	1093
Roi-Tan	422
Roja, Piel	1003
Roll 'Em, (roll-your-own), Texas	1390
Roller, East, Coast	4503
Rolling tobacco, American Spirit	1032
Rolling tobacco, Danish Export	1298
Rolling tobacco, Echo	1297
Rolling tobacco, Rave	1323
Rollrich (roll-your-own)	1009
Roll-your-own cigarette; brand unspecified	1998
Roly	4217
Romeo y Julieta	496
Romero	4163
Romy	1216
Ronhill	1233
Room 101	4419
Rooster	317
Root, Natural	4235
Rosa Cuba	4043
Rose herbal cigarettes, Honey	802
Rose, Tube	320
Roseman	1336
Rothman	1010
Rough Country	224
Roughneck	4281
Rounds, Caribbean	4068
Rounds, Cuban	4380
Royal Blunt EZ Tube	4178
Royal Cubans	4238
Royal Hawaiian	4285
Royal Jamaica	497
Royales	4081
Royals cigarettes	1272
Rubbing alcohol and peroxide	711
Rubios	1316
Rum River Crooks	4369
Rum Runner	4017
Rum, Fat	4300
Rumney's, Dr.	339
Runner, Rum	4017
Rush cigarettes, Gold	1240
Rush cigars, Gold	4219

Definition	Code
Rushmore	4253
Rustlers	4489
S & M cigarette; brand unspecified	1345
S.T. Dupont	4381
Sago	1167
Sails, Three	509
Saint Luis Rey	4140
Salem	122
Salvadoran cigars; brand unspecified, El	4389
Sampoerna	1011
Samson (roll-your-own)	1038
Samuel Gawith	346
San Andres	4196
San Vicente	4491
Sancho Panza	4183
Sandia	1232
Santa Damiana	4160
Santa Fe little cigars	4295
Santana, VM	4059
Santiago Fuente	4505
Saratoga	152
Satin	153
Savannah Bulldog	4340
Save, Always	1186
Scenic 101	1165
Schimmelpennick	498
Scotch Buy	1114
Scotch, Carhart's Choice Sweet	359
Scotch, Honest	334
Scott, H.B.	205
Seal, Red	316
Sebastian, Don	456
Sebring	1081
Select (roll-your-own), Kentucky	1324
Select pipe tobacco, Kentucky	523
Select, CTC	1294
Select, Liggett	1083
Selection, Jenuwine Dominican	4397
Senate	1374
Seneca cigar	4476
Seneca, cigarette company brand unspecified	1064
Sequoia	331
Seven Stars/Mild Sevens	1012
Shag, Amsterdam (roll-your-own)	1067
Shag, Bali- (roll-your-own)	164
Sharif, Omar	1054
Shepherds Hotel, Dimitrino	1281
Sher Bidi	1098
Sheriff	1328
Sherman cigarettes, Nat	1001

Definition	Code
Sherman cigars, Nat	4018
Shield	1094
Show	4484
Shuang Xi, Double Happiness	1378
Sickle, Hammer &	4498
Sierra Sweets	4024
Signal cigarettes	1318
Signal cigars	4457
Signature	1061
Sila, Professor	4335
Silk Cut	1125
Sillems Blue pipe tobacco	512
Silva Thins	1135
Silva, Casa	406
Silver Cloud	1354
Silver Creek	307
Silver Dollar	361
Silver Eagle	1292
Silvers	1177
Silverton	1188
Sinatra	4135
Sincerely Yours	1062
Sinclair, Victor	4157
SingleStick (roll-your-own)	1258
Sir Elliot's	4214
Sir Walter Raleigh tobacco	502
Six Nations	531
Sixty-1	1105
Skoal	308
Skruf Stark	347
Sky Dancer	1184
Slim Price	1013
Slims, Virginia	125
Slovakia cigars, Czech Republic or; brand unspecified	4316
Smalls, Tijuana	424
Smith, FX	4228
Smoke 1	1245
Smoke, G-	1218
Smokeless cigarette, Electronic/; otherwise unspecified	810
Smoker Friendly cigarettes	1086
Smoker Friendly cigars	4155
Smoker's Best pipe tobacco	515
Smoker's Choice cigarettes	1329
Smoker's Choice little cigars	4192
Smoker's Pride	506
Smokers Warehouse (roll-your- own)	1217
Smoker's, Best cigars	4376
Smokes, Quality	1006
Smokey Mountain herbal snuff	805
Smokin' G pipe tobacco	520

Definition	Code
Smokin Joes (roll-your-own)	1368
Smokin Joes cigarettes	1040
Smokin Joes cigars	4130
Smokin Joes little cigars	4294
Smooth (roll-your-own), Kentucky	1275
Snake River	260
Snuff, Garrett	321
Snuff, General	337
Snuff, President	333
Snuff, Ralph's	324
Snuff, Red Bull	350
Snuff, Red Man	351
Snuff, Smokey Mountain herbal	805
Snuff, Stoker's	363
Snuff/smokeless tobacco, Homemade	3998
Snuff; brand unspecified	3999
Snus, Camel	349
Snus, Göteborgs Rapé	352
Snus, Marlboro	355
Sobranie	1014
Sol, El	4343
Sol, Isla Del	4309
Sonic	1282
Sonoma	1041
Sosa	4116
Southern Classics	1246
Southern Cross	1270
Southern Harvest (roll-your-own)	1291
Southern Pride	228
Southern Steel	508
Sovereign	1057
Sparrow little cigars	4490
Sparrow pipe tobacco	522
Sparrow, Blue	4468
Special	1085
Special little cigars, 38	4434
Special, Midnight (roll-your-own)	1214
Specials, Turkish	1045
Speedway	4443
Spirit cigarettes, American	161
Spirit of Cuba	4254
Spirit rolling tobacco, American	1032
Splash	1065
Splitarillos	4474
Sport	1023
Sportsman, Arango	430
Spray, Aerosol	706
Springwater Vanilla	1015
Square	318
Stag	499
Stampede little cigars	4308
Stanwell	533

Definition	Code
Star chewing tobacco	248
Star cigarettes	1075
Star, All	1201
Star, Five	4012
Star, Tin	530
Starbuzz	4463
Stark, Skruf	347
Stars/Mild Sevens, Seven	1012
State Express 555	154
States cigars, United; brand unspecified	4067
Steel, Southern	508
Sterling	155
Stock, Private	1005
Stoker chewing tobacco	230
Stoker's (roll-your-own)	1206
Stoker's snuff	363
Stokkebye, Peter (roll-your-own)	1308
Stonewall	340
Storm	1263
Straight Up	4415
Street, Bond	1356
Street, Wall	4377
Strike, Lucky	142
Stuff (roll-your-own), Good	1335
Stuff pipe tobacco, Good	510
Stuyvesant, Peter	1230
Style	156
Suave, Rico	4362
Suites, Miami	4041
Summit	1016
Sun, Desert	1248
Sundance	1017
Sunny	1293
Superillos, cigarillos, Happy Times	4395
Superkings	1068
Supre Sweets	4085
Supreme Blend little cigars	4283
Surina, La	4173
Swedish cigars, brand unspecified	4392
Sweet Afton	1096
Sweet Daddies	4255
Sweet Dreams	1113
Sweet Jane	4464
Sweet Outlaws	4232
Sweet Scotch, Carhart's Choice	359
Sweet, CC	327
Sweethearts, Tampa	4453
Sweets little cigars, Muriel	4282
Sweets, Sierra	4024
Sweets, Supre	4085
Sweets, Swisher	423

Definition	Code
Sweets; brand unspecified	4001
Swift, Dean	329
Swisher Sweets	423
T4	827
Tabac, Indian	4229
Tabak Especial	4409
Taboka	348
Tahoe	1082
Tall	1042
Talon	4455
Tamayo & Pareto	4091
Tamboril	4102
Tampa Sweethearts	4453
Tampa; brand unspecified	4002
Tan, Black &	4322
Tan, Roi-	422
Tareyton	157
Tatiana	4084
Tatuaje	4465
Taylor's Pride	209
Te Amo	4003
Temple Hall	4004
Tempo	1043
Tennessee Chew	241
Tetens, Lars	4008
Teton (roll-your-own)	1309
Tex	1259
Texan	1302
Texas Roll 'Em, (roll-your-own)	1390
The Repeater	4371
Thick Plug, Bloodhound	233
Thins, Silva	1135
Thip, Khrong	1074
Thomas Hinds	4056
Thompson	4005
Three Sails	509
Throwouts, No. 99 Factory	4486
Thunder	356
Tijuana Smalls	424
Timber Wolf	309
Time	1361
Time, Timeless	1359
Time, Value	1070
Timeless Time	1359
Times Superillos cigarillos, Happy	4395
Times, Good	4361
Tin Star	530
Tinsley	239
Tip Top	1382
Tiparillo	4006

Definition	Code
Tobacco (roll-your-own), D & R	1311
Tobacco in hookah, Hookah tobacco/	505
Tobacco lozenge, Ariva	807
Tobacco Place	4011
Tobacco with betel nut, RMD Gutka chewing	261
Tobacco, 1839 pipe	525
Tobacco, 4 Aces pipe	517
Tobacco, American Spirit rolling	1032
Tobacco, Apple Plug	232
Tobacco, Bacco pipe	521
Tobacco, Bighorn	504
Tobacco, Bull Durham pipe	518
Tobacco, Buoy pipe	519
Tobacco, Carpenter's Cut pipe	514
Tobacco, Cherokee, pipe	532
Tobacco, Danish Export rolling	1298
Tobacco, Dark Horse, pipe	527
Tobacco, Echo rolling	1297
Tobacco, Five Brothers, pipe	516
Tobacco, Gambler, pipe	524
Tobacco, Good Stuff pipe	510
Tobacco, Homemade chewing	2998
Tobacco, Homemade snuff/smokeless	3998
Tobacco, Kentucky Select pipe	523
Tobacco, Largo pipe	513
Tobacco, Pipe; brand unspecified	5999
Tobacco, Prince Albert	501
Tobacco, R.J.	4019
Tobacco, Rave rolling	1323
Tobacco, Red Cap pipe	511
Tobacco, Red Man chewing	208
Tobacco, Rio pipe	526
Tobacco, Sillems pipe	512
Tobacco, Sir Walter Raleigh	502
Tobacco, Smoker's Best pipe	515
Tobacco, Smokin' G pipe	520
Tobacco, Sparrow pipe	522
Tobacco, Star chewing	248
Tobacco/tobacco in hookah, Hookah	505
Tomas, Don	457
Tony Alvarez	4342
Top (roll-your-own)	158
Top, Tip	1382
Topper	4063
Tops snuff	319
Topstone	4356
Toque	358

Definition	Code
Torano, Carlos	4216
Torano, Exodus	4263
Torino	4379
Toro, El	4185
Totems	210
Tough Guy	1162
Tourney	1029
Tracker	1254
Trader Jacks	4471
Tradicion, La	477
Travis Club	4048
Treats, Dutch	459
Trend	4387
Tres Hermanos	4204
Trinidad	4269
Triumph	159
Trivo cigarillos	4481
Trophy	225
True	160
True Blunt	4314
T's, John	4023
Tube Rose	320
Tube, Royal Blunt EZ	4178
Tucson	1138
Tueros	4225
Tulsi	250
Turkish Specials	1045
Turrent, A.	4421
Tusker	4320
Twist, Cuban	4460
Twist, Cumberland	247
Twist, Kentucky King	253
Twist, Oliver	244
Twist, White Mule	256
Twist, Wild Duck	251
U.S. Army Limited Edition	4426
Ultimate, Jr	473
Ultra Buy	1025
Unica, La	478
Unify	1174
Union	1310
Union Workman	229
United States cigars; brand unspecified	4067
Universal	425
Up, Straight	4415
Upmann, Carl	4052
Upmann, H.	464
US, First	1205
USA	1050
USA Gold	1018
USA, First	1205

Definition	Code
V Centennial	4037
V, Marco	4475
V2	823
Valley filtered cigars, Golden	4449
Value & Pride	1255
Value Quality	1071
Value Time	1070
Value, Best	130
Value, Bonus	1136
Value, BV Bonus	1030
Value, Hi-	189
Value; brand unspecified	1028
Vanilla, Springwater	1015
Vantage	123
Vapor Modern	812
Vaquero little cigars	4298
Vargas	4469
VB	1319
Vega Fina	4164
Vega, Celestino	4029
Vega, Garcia y	411
Vegas cigarettes	1019
Vegas cigars	4118
Vegas, 5	4330
Vegas, Cinco	4165
Vegas, Las	4089
Velvet	503
Vendetta little cigars	4282
Venezuelan cigars; brand unspecified	4402
Verdadero Organic	4477
Verso, El	4374
Viajante; brand unspecified	4205
Vicente, San	4491
Viceroy	124
Victor Sinclair	4157
Victoria	1350
Victory	1149
Vieja Hacienda	4370
Vieux Carre	4351
Vigilante Esteban Carrera	4303
Villiger	4104
Vinataba	1383
Vinci, Da	4412
Vintage Reserve, M & R	4408
Virginia Slims	125
Virginia, Golden (roll-your-own)	1140
Virginian	1087
VM Santana	4059
Volcano	817
Vuse	824

Definition	Code
Wall Street	4377
Wall, Great	4428
Walter Raleigh tobacco, Sir	502
War, Man O'	4436
Warehouse, Smokers (roll-your-own)	1217
Warren County	245
Waves	1020
Way	1238
WB	226
West	1391
West, Key	4076
Weston	4482
Westport	1147
Wheeling, Marsh	4119
Whiffs, La Corona	4301
White Cat	4442
White Horse	1303
White Mule Twist	256
White Owl	426
White Rhino	1195
Wild Duck twist	251
Wild Horse cigarettes	1287
Wild Horse cigars	4410
William Penn	427
Wills	1053
Wills Classic	1363
Wilsons	336
Winchester	428
Windsail Platinum (roll-your-own), D & R	1353
Windsor	4015
Wings	1372
Winner	1097
Winston	126
Winston Churchill by Davidoff	4319
Wise Guys	4256
Wolf Brothers	4007
Wolf, Lone	481
Wolf, Timber	309
Work Horse	211
Work, Day's	203
Workman, Union	229
Worth	1044
Wrangler little cigars	4366
Wraps, Zig Zag	4493
Wuyeshen	1379
X, Opus	489
X, Randelllo	4279
Xi, Shuang, Double Happiness	1378

Definition	Code
Xi, Yu	1330
X-tra	1152
Yeyo, Don	4162
York cigarettes, New York New	1047
York cigars, New	4066
Yours	1021
Yours, Sincerely	1062
Yu Xi	1330
Yukon	1288
Yunyan	1373
Z, Circle	1228
Zag, wraps, Zig	4493
Zen	1367
Zhonghua	1343
Zhongnanhai	1360
Zig Zag wraps	4493
Zig-Zag (roll-your-own)	1069
Zig-Zag cigarillos	4391
Zino	4044

APPENDIX D

Recoded Substance Dependence and Abuse Variable Documentation

The 2014 National Survey on Drug Use and Health (NSDUH) computer-assisted interviewing (CAI) instrumentation included questions that were designed to measure dependence and abuse of illicit drugs, alcohol, and dependence on nicotine (cigarettes). For nicotine (cigarettes), questions pertaining to dependence were based on criteria from the Nicotine Dependence Syndrome Scale (NDSS; Shiffman, Hickcox, Gnys, Paty, & Kassel, 1995; Shiffman, Waters, & Hickcox, 2004) and the Fagerstrom Test of Nicotine Dependence (FTND; Fagerstrom, 1978; Heatherton, Kozlowski, Frecker, & Fagerstrom, 1991). The above-mentioned criteria were first used to measure nicotine dependence in NSDUH in 2003. For substances other than nicotine (cigarettes), which include alcohol, cocaine, heroin, pain relievers, sedatives, marijuana, tranquilizers, stimulants, hallucinogens, and inhalants, dependence and abuse questions were based on the criteria in the *Diagnostic and Statistical Manual of Mental Disorders*, 4th edition (*DSM-IV*; American Psychiatric Association, 1994). Due to the complexity of defining the dependence and abuse variables, additional details regarding the creation of these variables are included in this appendix.

Given the current editing and imputation procedures, along with the use of both core and noncore questions to determine whether a respondent was asked the dependence and abuse questions, users should be aware of the possible inconsistencies that may exist between the dependence and abuse variables and the imputed substance use and frequency of use variables for selected substances.

Responses from core substance use, frequency of substance use, and noncore substance use questions were used as criteria to determine whether a respondent was asked the alcohol and/or illicit drug dependence and abuse questions. Unknown responses to the core substance use and frequency of substance use questions were imputed. However, the imputation process did not take into account data reported in the noncore CAI modules. Therefore, responses to the dependence and abuse questions that were inconsistent with responses to the imputed substance use or frequency of use questions could exist. These inconsistent responses remained in the edited data and were not excluded in the creation of the dependence and abuse recodes. Since different sets of criteria were used as skip logic for each substance, different types of inconsistencies between the dependence and abuse variables and the imputed substance use and frequency of substance use variables could occur by substance. These inconsistencies are discussed in further detail in the appropriate sections on each substance.

Differences also exist between the methodologies used for determining dependence on nicotine (cigarettes) and for determining dependence on other substances. For example, to classify as nicotine (cigarette) dependent, a respondent must be a past month user of cigarettes. However, to classify as dependent on one of the other substances by *DSM-IV* criteria, a respondent must be a past year user of that substance. A second difference is that the NDSS questions are imputed in order to optimize the number of respondents who may be classified for nicotine (cigarette) dependence, unlike the *DSM-IV* dependence questions that are used in the nonimputed, edited form.

Nicotine (Cigarette) Dependence

The 2014 NSDUH CAI questions designed to assess nicotine (cigarette) dependence were based on the NDSS and the FTND. To identify patterns of nicotine (cigarette) dependence within the 2014 NSDUH data, variable indicators were created to measure dependence on nicotine through the use of cigarettes. A respondent was defined as being dependent if he or she met either the NDSS or the FTND criteria for dependence.

Nicotine Dependence Syndrome Scale (NDSS):

The conceptual roots of the NDSS are similar to those behind the *DSM-IV* concept of dependence (Edwards & Gross, 1976). The 2014 NSDUH contains 19 NDSS questions that address five aspects of dependence:

1. Smoking drive (compulsion to smoke driven by nicotine craving and withdrawal)
 - a. After not smoking for a while, you need to smoke in order to feel less restless and irritable (IRCGIRTB)
 - b. When you don't smoke for a few hours, you start to crave cigarettes (IRCGCRV)
 - c. You sometimes have strong cravings for a cigarette where it feels like you're in the grip of a force you can't control (IRCGCRGP)
 - d. You feel a sense of control over your smoking - that is, you can "take it or leave it" at any time (IRCGNCTL)
 - e. You sometimes worry that you will run out of cigarettes (IRCGROUT).
2. Nicotine tolerance
 - a. Since you started smoking, the amount you smoke has increased (IRCGINCR)
 - b. Compared to when you first started smoking, you need to smoke a lot more now in order to be satisfied (IRCGSAT)
 - c. Compared to when you first started smoking, you can smoke much, much more now before you start to feel anything (IRCGLMR).
3. Continuous smoking
 - a. You smoke cigarettes fairly regularly throughout the day (IRCGRGDY)
 - b. You smoke about the same amount on weekends as on weekdays (IRCGRGWK)
 - c. You smoke just about the same number of cigarettes from day to day (IRCGRGNM)
 - d. It's hard to say how many cigarettes you smoke per day because the number often changes (IRCGNCG)
 - e. It's normal for you to smoke several cigarettes in an hour, then not have another one until hours later (IRCGSLHR).
4. Behavioral priority (preferring smoking over other reinforcing activities)
 - a. You tend to avoid places that don't allow smoking, even if you would otherwise enjoy them (IRCGAVD)
 - b. There are times when you choose not to be around your friends who don't smoke because they won't like it if you smoke (friends question - CIGFNLKE)
 - c. Even if you're traveling a long distance, you'd rather not travel by airplane because you wouldn't be allowed to smoke (IRCGPLN).
5. Stereotype (fixed patterns of smoking)
 - a. Do you have any friends who do not smoke cigarettes (friends question - CIGFNSMK)

- b. The number of cigarettes you smoke per day is often influenced by other things - how you're feeling, or what you're doing, for example (IRCGINFL)
- c. Your smoking is not affected much by other things. For example, you smoke about the same amount whether you're relaxing or working, happy or sad, alone or with others (IRCGNINF).

Each of these five domains can be assessed by a separate measure, but an average score across all domains also can be obtained for overall nicotine dependence (Shiffman et al., 2004). The NDSS algorithm for calculating this average score was based on the respondent's answers to 17 of the 19 questions listed above. The items regarding nonsmoking friends (4b - CIGFNLKE and 5a - CIGFNSMK) were excluded due to higher item nonresponse rates.

For respondents who answered 16 of the 17 NDSS nicotine (cigarette) dependence questions used in the NDSS algorithm, imputation using the 16 answered NDSS items as covariates in a weighted least squares regression model was implemented (Center for Behavioral Health Statistics and Quality, in press).

Responses to items IRCGIRTB, IRCGCRV, IRCGCRGP, IRCGAVD, IRCGPLN, IRCGROUT, IRCGRGDY, IRCGRGWK, IRCGRGNM, IRCGNINF, IRCGINCR, IRCGSAT, and IRCGLMR were coded from 1 to 5 where

- 1= Not at all true
- 2= Somewhat true
- 3= Moderately true
- 4= Very true
- 5= Extremely true.

Responses to items IRCGNCTL, IRCGNCG, IRCGSLHR, and IRCGINFL were reverse coded from 5 to 1 where

- 5= Not at all true
- 4= Somewhat true
- 3= Moderately true
- 2= Very true
- 1= Extremely true.

For respondents who reported smoking cigarettes in the past month, the NDSS score, NDSSANSP, was calculated as the sum of the responses to the previous questions divided by 17. The NDSS score was calculated only for those who had responses to all 17 questions after imputation. If a respondent did not have valid responses (based on actual reporting and imputation) to all 17 questions, then his or her NDSS score was defined as missing.

A respondent was defined as nicotine dependent, NDSSDNSP=1, if the NDSS score was greater than or equal to 2.75. If the NDSS score was less than 2.75 or missing, then the respondent was determined to be nondependent, NDSSDNSP=0, based on the NDSS. The threshold of 2.75 was derived by examining the distribution of scores in other samples of smokers who were administered the NDSS, including a contrast of scores obtained for nondependent smokers (chippers) versus heavy smokers (Shiffman, Paty, Kassel, Gnys, & Zettler-Segal, 1994).

Fagerstrom Test of Nicotine Dependence (FTND):

The FTND is a multi-item measure of dependence, but much of its ability to discriminate dependent smokers derives from a single item assessing how soon after waking smokers have their first cigarette (Heatherton, Kozlowski, Frecker, Rickert, & Robinson, 1989). Because most nicotine is cleared from the bloodstream overnight, smokers typically wake in nicotine deprivation, and rapid movement to smoke is considered a sign of dependence. A respondent who reported smoking cigarettes in the past month was defined as nicotine dependent based on the FTND, FTNDDNSP, if the first cigarette smoked was within 30 minutes of waking up on the days he or she smoked (CIGWAKE=1 or 2).

Nicotine (Cigarette) Dependence:

Using both the NDSS and the FTND, a respondent was defined as having nicotine (cigarette) dependence in the past month, DNICNSP, if he or she met either the NDSS (NDSSDNSP=1) or FTND (FTNDDNSP=1) criteria for dependence.

DSM-IV Dependence and Abuse

The 2014 NSDUH CAI questions were designed to assess substance dependence and abuse of alcohol and illicit drugs based on the criteria for dependence and abuse in the *DSM-IV* (American Psychiatric Association, 1994). For marijuana, inhalants, hallucinogens, and tranquilizers, a respondent was defined as having dependence if he or she met three or more of six standard dependence criteria. A seventh withdrawal criterion was added for alcohol, pain relievers, cocaine, heroin, sedatives, and stimulants. A respondent was defined as having dependence if he or she met three or more of seven dependence criteria. For each illicit drug and alcohol, a respondent was defined as having abused that substance if he or she met one or more of four abuse criteria and was determined not to be dependent upon the substance of interest.

Dependence and abuse variables are mutually exclusive with dependence taking precedence (i.e., dependence is determined first and respondents are only classified as having abused a substance if they are not already classified as dependent, regardless of responses to the abuse questions). Therefore, it is possible for the variables showing abuse of a combination of substances to not correspond with the abuse status of those individual substances. For example, a respondent who is classified as having abused cocaine in the past year may be classified as not having abused illicit drugs because he or she was dependent on marijuana and already classified as being dependent on illicit drugs.

For alcohol and marijuana, the criteria used to determine whether a respondent was asked the dependence and abuse questions included past year use of the respective substance and reported use of the respective substance on more than 5 days in the past year. Because respondents were asked the dependence and abuse questions if they reported substance use in the past year but did not report a valid response for their frequency of substance use data, inconsistencies could occur where the imputed frequency of use variable indicated less frequent use than required for respondents to be asked the dependence and abuse questions originally.

For heroin and cocaine, the criteria included reporting past year use in a core drug module or past year use in the noncore special drugs module. Inconsistencies could occur when core substance use variables indicated no use in the past year but a dependence and abuse variable indicated substance dependence or abuse.

For pain relievers, tranquilizers, and inhalants, the only criterion used was that the respondent reported past year use of the respective substance. Thus, no inconsistencies could occur where the respondent was considered a nonuser of the substance but was dependent on or abusing the substance.

For stimulants, prior to the 2005 NSDUH, the criteria included only reporting past year stimulant use in a core drug module or past year use in the noncore special drugs module. Inconsistencies could occur when either the core or the noncore substance use variables indicated no use in the past year but a dependence and abuse variable indicated substance dependence or abuse. In 2005 and 2006, new questions were added to the noncore special drugs module to identify respondents who had used methamphetamine but had failed to report it in the core prescription stimulant module because they did not think of methamphetamine as a prescription drug. In 2005, new questions were added concerning past year methamphetamine use: "Have you ever, even once, used methamphetamine?" and "Have you ever, even once, used a needle to inject methamphetamine?" In 2006, an additional follow-up consistency question was added to confirm prior responses about methamphetamine use: "Earlier, the computer recorded that you have never used methamphetamine. Which answer is correct?" People identified as methamphetamine users in these new questions were also administered the stimulant dependence

and abuse questions. However, based on the decisions made during the analysis of the new methamphetamine data,¹ respondents who met the criteria for stimulant dependence or abuse but had reported past year methamphetamine use *only* on these new 2005 and 2006 special drug use questions (i.e., did not indicate methamphetamine use from the core drug module or other questions in the noncore special drugs module) were categorized as NOT having past year stimulant dependence or abuse. In the 2008 NSDUH, the skip logic was further modified allowing respondents who reported using Adderall® in the noncore special drugs section but failed to report it in the core prescription stimulant module to be asked the stimulant dependence and abuse questions. Consistent with the decision made for the new methamphetamine questions, those respondents who met the criteria for stimulant dependence or abuse based only on the new Adderall® questions were also categorized as NOT having past year stimulant dependence or abuse. This decision prevents additional inconsistencies between core and noncore indicators of use. Furthermore, if these same respondents were categorized as not having past year dependence on or abuse of any other substance (e.g., pain relievers, tranquilizers, or sedatives for the psychotherapeutic drug grouping), then they were categorized as NOT having past year dependence on or abuse of psychotherapeutics, illicit drugs, illicit drugs or alcohol, and illicit drugs and alcohol.

For hallucinogens and sedatives, prior to the 2008 NSDUH, the criteria included only reporting past year use in a core drug module. Thus, no inconsistencies could occur where the respondent was considered a nonuser of the substance but was dependent on or abusing the substance. In 2008, questionnaire logic for determining hallucinogen and sedative dependence or abuse was modified. The revised skip logic used information collected in the noncore special drugs module in addition to questions from the core drug modules. Respondents were asked about hallucinogen dependence and abuse if they reported in the noncore special drugs module additionally using Ketamine, DMT, AMT, Foxy, or *Salvia divinorum* and were asked about sedative dependence and abuse if they reported additionally using Ambien®. Consistent with the previous decision to exclude respondents whose methamphetamine use was based solely on responses in a noncore module from being classified as having dependence or abuse, respondents who indicated past year hallucinogen or sedative use based solely on these noncore special drug questions were categorized as NOT having past year dependence or abuse regardless of how they answered the dependence and abuse questions. This decision prevents any inconsistencies between core and noncore indicators of use for these drugs. Further details are provided in Section B.4.3 of Appendix B of the 2009 summary of national findings (Office of Applied Studies, 2010a; 2010b).

A respondent might have provided ambiguous information about past year use of any individual substance, in which case these respondents were not asked the dependence and abuse questions for that substance. Subsequently, these respondents could be imputed to be past year users of the respective substance. In this situation, the dependence and abuse data were unknown. Thus, these respondents were classified as not dependent on or abusing the respective substance, without ever having been asked the dependence and abuse questions.

Listed below are the definitions used for each of the individual dependence and abuse measures, as well as specific notes about inconsistency issues for each measure. Additional variables were created using a combination of these individual dependence and abuse measures and are listed in the main part of the codebook.

¹ See Section B.4.8 of Appendix B in the 2008 NSDUH national findings for more details on the methamphetamine analysis (Office of Applied Studies, 2009).

Substance Dependence Recodes Defined with Withdrawal Criteria

ALCOHOL:

To be defined with alcohol dependence, DEPNDALC, a respondent must have met three or more of these alcohol dependence criteria:

- (1) Spent a great deal of time over a period of a month or more getting, using, or getting over the effects of alcohol (ALCLOTTM=1 or ALCGTOVR=1)
- (2) Used alcohol more often than intended or was unable to keep set limits on alcohol use (ALCKPLMT=2)
- (3) Needed to use alcohol more than before to get desired effects or noticed that same amount of alcohol use had less effect than before (ALCNDMOR=1 or ALCLSEFX=1)
- (4) Inability to cut down or stop using alcohol every time tried or wanted to (ALCCUTEV=2)
- (5) Continued to use alcohol even though it was causing problems with emotions, nerves, mental health, or physical problems (ALCEMCTD=1 or ALCPHCTD=1)
- (6) Alcohol use reduced or eliminated involvement or participation in important activities (ALCLSACT=1)
- (7) Reported experiencing two or more alcohol withdrawal symptoms at the same time that lasted longer than a day after alcohol use was cut back or stopped. Symptoms include (i) sweating or feeling that heart was beating fast, (ii) having hands tremble, (iii) having trouble sleeping, (iv) vomiting or feeling nauseous, (v) seeing, hearing, or feeling things that were not really there, (vi) feeling like could not sit still, (vii) feeling anxious, and (viii) having seizures or fits. (ALCWDSMT=1).

Note: A respondent could answer the dependence questions if he or she reported using alcohol in the past year, even if he or she did not report a valid response to the frequency of days in which he or she drank an alcoholic beverage. Thus, cases may exist where a respondent was classified as dependent on alcohol but drank an alcoholic beverage less than 6 days in the past year according to the imputed frequency of use variable (IRALCFY).

COCAINE:

To be defined with cocaine dependence, DEPNDCOC, a respondent must have met three or more of these cocaine dependence criteria:

- (1) Spent a great deal of time over a period of a month or more getting, using, or getting over the effects of cocaine (COCLOTTM=1 or COCGTOVR=1)
- (2) Used cocaine more often than intended or was unable to keep set limits on cocaine use (COCKPLMT=2)
- (3) Needed to use cocaine more than before to get desired effects or noticed that same amount of cocaine use had less effect than before (COCNDMOR=1 or COCLSEFX=1)
- (4) Inability to cut down or stop using cocaine every time tried or wanted to (COCCUTEV=2)
- (5) Continued to use cocaine even though it was causing problems with emotions, nerves, mental health, or physical problems (COCMCTD=1 or COCPHCTD=1)
- (6) Cocaine use reduced or eliminated involvement or participation in important activities (COCLSACT=1)

- (7) Reported feeling blue or down when trying to stop or cut down using cocaine (COCFLBLU=1) as well as experiencing two or more additional cocaine withdrawal symptoms at the same time that lasted longer than a day after cocaine use was cut back or stopped. Symptoms include (i) feeling tired or exhausted, (ii) having bad dreams, (iii) having trouble sleeping or sleeping more than normal, (iv) feeling hungry more often, and (v) feeling either very slowed down or could not sit still. (COCWDSMT=1).

Note: A respondent could answer the dependence questions if he or she reported injecting cocaine with a needle in the past year, even if he or she reported not using cocaine in the past year. Thus, cases may exist where a respondent was classified as being dependent on cocaine, even though he or she had not used cocaine in the past year according to the imputed recency variable (COCYR).

HEROIN:

To be defined with heroin dependence, DEPNDHER, a respondent must have met three or more of these heroin dependence criteria:

- (1) Spent a great deal of time over a period of a month or more getting, using, or getting over the effects of heroin (HERLOTTM=1 or HERGTOVR=1)
- (2) Used heroin more often than intended or was unable to keep set limits on heroin use (HERKPLMT=2)
- (3) Needed to use heroin more than before to get desired effects or noticed that same amount of heroin use had less effect than before (HERNDMOR=1 or HERLSEFX=1)
- (4) Inability to cut down or stop using heroin every time tried or wanted to (HERCUTEV=2)
- (5) Continued to use heroin even though it was causing problems with emotions, nerves, mental health, or physical problems (HEREMCTD=1 or HERPHCTD=1)
- (6) Heroin use reduced or eliminated involvement or participation in important activities (HERLSACT=1)
- (7) Reported experiencing three or more heroin withdrawal symptoms at the same time that lasted longer than a day after heroin use was cut back or stopped. Symptoms include (i) feeling kind of blue or down, (ii) vomiting or feeling nauseous, (iii) having cramps or muscle aches, (iv) having teary eyes or a runny nose, (v) feeling sweaty, having enlarged eye pupils, or having body hair standing up on skin, (vi) having diarrhea, (vii) yawning, (viii) having a fever, and (ix) having trouble sleeping. (HERWDSMT=1).

Note: A respondent could answer the dependence questions if he or she reported injecting with a needle, smoking, sniffing, or snorting heroin in the past year in the noncore module, even if he or she reported not using heroin in the past year in the core module. Thus, cases may exist where a respondent was classified as dependent on heroin, even though he or she had not used heroin in the past year according to the imputed recency variable (HERYR).

PAIN RELIEVERS:

To be defined with pain reliever dependence, DEPNDANL, a respondent must have met three or more of these pain reliever dependence criteria:

- (1) Spent a great deal of time over a period of a month or more getting, using, or getting over the effects of pain relievers (ANLLOTTM=1 or ANLGTOVR=1)
- (2) Used pain relievers more often than intended or was unable to keep set limits on pain reliever use (ANLKPLMT=2)
- (3) Needed to use pain relievers more than before to get desired effects or noticed that same amount of pain reliever use had less effect than before (ANLNDMOR=1 or ANLLSEFX=1)
- (4) Inability to cut down or stop using pain relievers every time tried or wanted to (ANLCUTEV=2)
- (5) Continued to use pain relievers even though they were causing problems with emotions, nerves, mental health, or physical problems (ANLEMCTD=1 or ANLPHCTD=1)
- (6) Pain reliever use reduced or eliminated involvement or participation in important activities (ANLLSACT=1)
- (7) Reported experiencing three or more pain reliever withdrawal symptoms at the same time that lasted longer than a day after pain reliever use was cut back or stopped. Symptoms include (i) feeling kind of blue or down, (ii) vomiting or feeling nauseous, (iii) having cramps or muscle aches, (iv) having teary eyes or a runny nose, (v) feeling sweaty, having enlarged pupils, or having body hair standing up on skin, (vi) having diarrhea, (vii) yawning, (viii) having a fever, and (ix) having trouble sleeping. (ANLWDSMT=1).

SEDATIVES:

To be defined with sedative dependence, DEPNDSED, a respondent must have been routed to the dependence and abuse questions in 2014 based on variables in the skip logic that existed in 2007 (SEDDAFLG=98) and must have met three or more of these sedative dependence criteria (i.e., respondents who indicated sedative use based only on responses from the questions in the noncore special drugs module added to the skip logic in 2008 were defined as NOT having past year sedative dependence):

- (1) Spent a great deal of time over a period of a month or more getting, using, or getting over the effects of sedatives (SEDLOTMM=1 or SEDGTOVR=1)
- (2) Used sedatives more often than intended or was unable to keep set limits on sedative use (SEDKPLMT=2)
- (3) Needed to use sedatives more than before to get desired effects or noticed that same amount of sedative use had less effect than before (SEDNDMOR=1 or SEDLSEFX=1)
- (4) Inability to cut down or stop using sedatives every time tried or wanted to (SEDCUTEV=2)
- (5) Continued to use sedatives even though they were causing problems with emotions, nerves, mental health, or physical problems (SEDEMCTD=1 or SEDPHCTD=1)
- (6) Sedative use reduced or eliminated involvement or participation in important activities (SEDLSACT=1)
- (7) Reported experiencing one or more sedative withdrawal symptoms at the same time that lasted longer than a day after sedative use was cut back or stopped. Symptoms include (i) sweating or feeling that heart was beating fast, (ii) having hands tremble, (iii) having trouble sleeping or sleeping more than normal, (iv) vomiting or feeling nauseous, (v) seeing, hearing, or feeling things that were not really there, (vi) feeling like could not sit still, (vii) feeling anxious, and (viii) having seizures or fits. (SEDWDSMT=1).

STIMULANTS:

To be defined with stimulant dependence, DEPNDSTM, a respondent must have been routed to the dependence and abuse questions in 2014 based on variables in the skip logic that existed in 2004 (STMDAFLG=98) and must have met three or more of these stimulant dependence criteria (i.e., respondents who did not indicate methamphetamine use or other stimulant use from the core drug module or questions in the noncore special drugs module [other than the questions added in 2005, 2006, and 2008 as mentioned above] and who met three or more of these stimulant dependence criteria were categorized as NOT having past year stimulant dependence):

- (1) Spent a great deal of time over a period of a month or more getting, using, or getting over the effects of stimulants (STMLOTTM=1 or STMGTOVR=1)
- (2) Used stimulants more often than intended or was unable to keep set limits on stimulant use (STMKPLMT=2)
- (3) Needed to use stimulants more than before to get desired effects or noticed that same amount of stimulant use had less effect than before (STMNDMOR=1 or STMMLSEFX=1)
- (4) Inability to cut down or stop using stimulants every time tried or wanted to (STMCUTEV=2)
- (5) Continued to use stimulants even though they were causing problems with emotions, nerves, mental health, or physical problems (STMEMCTD=1 or STMPHCTD=1)
- (6) Stimulant use reduced or eliminated involvement or participation in important activities (STMLSACT=1)
- (7) Reported feeling blue or down when trying to stop or cut down using stimulants (STMFLBLU=1) as well as experiencing two or more additional stimulant withdrawal symptoms at the same time that lasted longer than a day after stimulant use was cut back or stopped. Symptoms include (i) feeling tired or exhausted, (ii) having bad dreams, (iii) having trouble sleeping or sleeping more than normal, (iv) feeling hungry more often, and (v) feeling either very slowed down or like could not sit still. (STMWDSMT=1).

Note: A respondent could answer the dependence questions if he or she reported injecting stimulants (including methamphetamine) with a needle in the past year in the noncore module, even if he or she reported not using stimulants in the past year in the core module. Thus, cases may exist where a respondent was classified as being dependent on stimulants, even though he or she had not used stimulants in the past year according to the imputed recency variable (CPNSTMYR).

Substance Dependence Recodes Defined without Withdrawal Criteria

HALLUCINOGENS:

To be defined with hallucinogen dependence, DEPNDHAL, a respondent must have been routed to the dependence and abuse questions in 2014 based on variables in the skip logic that existed in 2007 (HALDAFLG=98) and must have met three or more of these hallucinogen dependence criteria (i.e., respondents who indicated hallucinogen use based only on responses from the questions in the noncore special drugs module added to the skip logic in 2008 were defined as NOT having past year hallucinogen dependence):

- (1) Spent a great deal of time over a period of a month or more getting, using, or getting over the effects of hallucinogens (HALLOTTM=1 or HALGTOVR=1)
- (2) Used hallucinogens more often than intended or was unable to keep set limits on hallucinogen use (HALKPLMT=2)
- (3) Needed to use hallucinogens more than before to get desired effects or noticed that same amount of hallucinogen use had less effect than before (HALNDMOR=1 or HALLSEFX=1)
- (4) Inability to cut down or stop using hallucinogens every time tried or wanted to (HALCUTEV=2)
- (5) Continued to use hallucinogens even though they were causing problems with emotions, nerves, mental health, or physical problems (HALEMCTD=1 or HALPHCTD=1)
- (6) Hallucinogen use reduced or eliminated involvement or participation in important activities (HALLSACT=1).

INHALANTS:

To be defined with inhalant dependence, DEPNDINH, a respondent must have met three or more of these inhalant dependence criteria:

- (1) Spent a great deal of time over a period of a month or more getting, using, or getting over the effects of inhalants (INHLOTTM=1 or INHGTOVR=1)
- (2) Used inhalants more often than intended or was unable to keep set limits on inhalant use (INHKPLMT=2)
- (3) Needed to use inhalants more than before to get desired effects or noticed that same amount of inhalant use had less effect than before (INHNDMOR=1 or INHLSEFX=1)
- (4) Inability to cut down or stop using inhalants every time tried or wanted to (INHCUTEV=2)
- (5) Continued to use inhalants even though they were causing problems with emotions, nerves, mental health, or physical problems (INHEMCTD=1 or INHPHCTD=1)
- (6) Inhalant use reduced or eliminated involvement or participation in important activities (INHLSACT=1).

MARIJUANA:

To be defined with marijuana dependence, DEPNDMRJ, a respondent must have met three or more of these marijuana dependence criteria:

- (1) Spent a great deal of time over a period of a month or more getting, using, or getting over the effects of marijuana (MRJLOTTM=1 or MRJGTOVR=1)

- (2) Used marijuana more often than intended or was unable to keep set limits on marijuana use (MRJKPLMT=2)
- (3) Needed to use marijuana more than before to get desired effects or noticed that same amount of marijuana use had less effect than before (MRJNDMOR=1 or MRJLSEFX=1)
- (4) Inability to cut down or stop using marijuana every time tried or wanted to (MRJCUTEV=2)
- (5) Continued to use marijuana even though it was causing problems with emotions, nerves, mental health, or physical problems (MRJEMCTD=1 or MRJPHCTD=1)
- (6) Marijuana use reduced or eliminated involvement or participation in important activities (MRJLSACT=1).

Note: A respondent could answer the dependence questions if he or she reported using marijuana in the past year, even if he or she did not report a valid response to the frequency of days in which he or she used marijuana. Thus, cases may exist where a respondent was classified as dependent on marijuana but used marijuana less than 6 days in the past year according to the imputed frequency of use variable (IRMJFY).

TRANQUILIZERS:

To be defined with tranquilizer dependence, DEPNDTRN, a respondent must have met three or more of these tranquilizer dependence criteria:

- (1) Spent a great deal of time over a period of a month or more getting, using, or getting over the effects of tranquilizers (TRNLOTTM=1 or TRNGTOVR=1)
- (2) Used tranquilizers more often than intended or was unable to keep set limits on tranquilizer use (TRNKPLMT=2)
- (3) Needed to use tranquilizers more than before to get desired effects or noticed that same amount of tranquilizer use had less effect than before (TRNNDMOR=1 or TRNLSEFX=1)
- (4) Inability to cut down or stop using tranquilizers every time tried or wanted to (TRNCUTEV=2)
- (5) Continued to use tranquilizers even though they were causing problems with emotions, nerves, mental health, or physical problems (TRNEMCTD=1 or TRNPHCTD=1)
- (6) Tranquilizer use reduced or eliminated involvement or participation in important activities (TRNLSACT=1).

Substance Abuse Recodes

ALCOHOL:

To be defined with abuse of alcohol, ABUSEALC, a respondent must have met one or more of these alcohol abuse criteria in the past year and must not have been dependent upon alcohol in the past year (DEPNDA LC=0):

- (1) Serious problems at home, work, or school caused by using alcohol, such as
 - neglecting their children
 - missing work or school
 - doing a poor job at work or school
 - losing a job or dropping out of school(ALCSERP B=1)
- (2) Used alcohol regularly and then did something that might have put you in physical danger (ALCPDANG=1)
- (3) Use of alcohol caused you to do things that repeatedly got you in trouble with the law (ALCLAWTR=1)
- (4) Problems with family or friends that were probably caused by using alcohol (ALCFMFPB=1) and continued to use alcohol even though you thought using alcohol caused these problems (ALCFMCTD=1).

Note: A respondent could answer the abuse questions if he or she reported using alcohol in the past year, even if he or she did not report a valid response to the frequency of days in which he or she drank an alcoholic beverage. Thus, cases may exist where a respondent was classified to have abused alcohol but drank an alcoholic beverage less than 6 days in the past year according to the imputed frequency of use variable (IRALCFY).

COCAINE:

To be defined with abuse of cocaine, ABUSECOC, a respondent must have met one or more of these cocaine abuse criteria in the past year and must not have been dependent upon cocaine in the past year (DEPNDCOC=0):

- (1) Serious problems at home, work, or school caused by using cocaine, such as
 - neglecting their children
 - missing work or school
 - doing a poor job at work or school
 - losing a job or dropping out of school(COCSERPB=1)
- (2) Used cocaine regularly and then did something that might have put you in physical danger (COCPDANG=1)
- (3) Use of cocaine caused you to do things that repeatedly got you in trouble with the law (COCLAWTR=1)
- (4) Problems with family or friends probably caused by using cocaine (COCFMFPB=1) and continued to use cocaine even though you thought using cocaine caused these problems (COCFMCTD=1).

Note: A respondent could answer the abuse questions if he or she reported injecting cocaine with a needle in the past year, even if he or she reported not using cocaine in the past year. Thus, cases may exist where a respondent was classified to have abused cocaine,

even though he or she had not used cocaine in the past year according to the imputed recency variable (COCYR).

HALLUCINOGENS:

To be defined with abuse of hallucinogens, ABUSEHAL, a respondent must have been routed to the dependence and abuse questions in 2014 based on variables in the skip logic that existed in 2007 (HALDAFLG=98), must have met one or more of these hallucinogen abuse criteria in the past year (i.e., respondents who indicated hallucinogen use based only on responses from the questions in the noncore special drugs module added to the skip logic in 2008 were categorized as NOT having abused hallucinogens in the past year), and must not have been dependent upon hallucinogens in the past year (DEPNDHAL=0):

- (1) Serious problems at home, work, or school caused by using hallucinogens, such as
 - neglecting their children
 - missing work or school
 - doing a poor job at work or school
 - losing a job or dropping out of school(HALSERPB=1)
- (2) Used hallucinogens regularly and then did something that might have put you in physical danger (HALPDANG=1)
- (3) Use of hallucinogens caused you to do things that repeatedly got you in trouble with the law (HALLAWTR=1)
- (4) Problems with family or friends probably caused by using hallucinogens (HALFMFPB=1) and continued to use hallucinogens even though you thought using hallucinogens caused these problems (HALFMCTD=1).

HEROIN:

To be defined with abuse of heroin, ABUSEHER, a respondent must have met one or more of these heroin abuse criteria in the past year and must not have been dependent upon heroin in the past year (DEPNDHER=0):

- (1) Serious problems at home, work, or school caused by using heroin, such as
 - neglecting their children
 - missing work or school
 - doing a poor job at work or school
 - losing a job or dropping out of school(HERSERPB=1)
- (2) Used heroin regularly and then did something that might have put you in physical danger (HERPDANG=1)
- (3) Use of heroin caused you to do things that repeatedly got you in trouble with the law (HERLAWTR=1)
- (4) Problems with family or friends probably caused by using heroin (HERFMFPB=1) and continued to use heroin even though you thought using heroin caused these problems (HERFMCTD=1).

Note: A respondent could answer the abuse questions if he or she reported injecting with a needle, smoking, sniffing, or snorting heroin in the past year in the noncore module, even if he or she reported not using heroin in the past year in the core module. Thus, cases may exist where a respondent was classified to have abused heroin, even though he or she had not used heroin in the past year according to the imputed recency variable (HERYR).

INHALANTS:

To be defined with abuse of inhalants, ABUSEINH, a respondent must have met one or more of these inhalant abuse criteria in the past year and must not have been dependent upon inhalants in the past year (DEPNDINH=0):

- (1) Serious problems at home, work, or school caused by using inhalants, such as
 - neglecting their children
 - missing work or school
 - doing a poor job at work or school
 - losing a job or dropping out of school(INHSERP=1)
- (2) Used inhalants regularly and then did something that might have put you in physical danger (INHPDANG=1)
- (3) Use of inhalants caused you to do things that repeatedly got you in trouble with the law (INHLOWTR=1)
- (4) Problems with family or friends probably caused by using inhalants (INHFMFPB=1) and continued to use inhalants even though you thought using inhalants caused these problems (INHFMCTD=1).

MARIJUANA:

To be defined with abuse of marijuana, ABUSEMRJ, a respondent must have met one or more of these marijuana abuse criteria in the past year and must not have been dependent upon marijuana in the past year (DEPNDMRJ=0):

- (1) Serious problems at home, work, or school caused by using marijuana, such as
 - neglecting their children
 - missing work or school
 - doing a poor job at work or school
 - losing a job or dropping out of school(MRJSERP=1)
- (2) Used marijuana regularly and then did something that might have put you in physical danger (MRJPDANG=1)
- (3) Use of marijuana caused you to do things that repeatedly got you in trouble with the law (MRJLOWTR=1)
- (4) Problems with family or friends probably caused by using marijuana (MRJFMFPB=1) and continued to use marijuana even though you thought using marijuana caused these problems (MRJFMCTD=1).

Note: A respondent could answer the abuse questions if he or she reported using marijuana in the past year, even if he or she did not report a valid response to the frequency of days in which he or she used marijuana. Thus, cases may exist where a respondent was classified to have abused marijuana but used marijuana less than 6 days in the past year according to the imputed frequency of use variable (IRMJFY).

PAIN RELIEVERS:

To be defined with abuse of pain relievers, ABUSEANL, a respondent must have met one or more of these pain reliever abuse criteria in the past year and must not have been dependent upon pain relievers in the past year (DEPNDANL=0):

- (1) Serious problems at home, work, or school caused by using pain relievers, such as
 - neglecting their children
 - missing work or school
 - doing a poor job at work or school
 - losing a job or dropping out of school
 (ANLSERP=1)
- (2) Used pain relievers regularly and then did something that might have put you in physical danger (ANLPDANG=1)
- (3) Use of pain relievers caused you to do things that repeatedly got you in trouble with the law (ANLLAWTR=1)
- (4) Problems with family or friends probably caused by using pain relievers (ANLFMFPB=1) and continued to use pain relievers even though you thought using pain relievers caused these problems (ANLFMCTD=1).

SEDATIVES:

To be defined with abuse of sedatives, ABUSESED, a respondent must have been routed to the dependence and abuse questions in 2014 based on variables in the skip logic that existed in 2007 (SEDDAFLG=98), must have met one or more of these sedative abuse criteria in the past year (i.e., respondents who indicated sedative use based only on responses from the questions in the noncore special drugs module added to the skip logic in 2008 were categorized as NOT having abused sedatives in the past year), and must not have been dependent upon sedatives in the past year (DEPNDESED=0):

- (1) Serious problems at home, work, or school caused by using sedatives, such as
 - neglecting their children
 - missing work or school
 - doing a poor job at work or school
 - losing a job or dropping out of school
 (SEDSERP=1)
- (2) Used sedatives regularly and then did something that might have put you in physical danger (SEDPDANG=1)
- (3) Use of sedatives caused you to do things that repeatedly got you in trouble with the law (SEDLAWTR=1)
- (4) Problems with family or friends probably caused by using sedatives (SEDFMFPB=1) and continued to use sedatives even though you thought using sedatives caused these problems (SEDFMCTD=1).

STIMULANTS:

To be defined with abuse of stimulants, ABUSESTM, a respondent must have been routed to the dependence and abuse questions in 2014 based on variables in the skip logic that existed in 2004 (STMDAFLG=98), must have met one or more of these stimulant abuse criteria in the past year (i.e., respondents who did not indicate methamphetamine use or other stimulant use from the core drug module or questions in the noncore special drugs module [other than the questions added in 2005, 2006, and 2008 as mentioned above] and who met one or more of these stimulant abuse criteria were categorized as NOT having abused stimulants in the past year), and must not have been dependent upon stimulants in the past year (DEPNDSTM=0):

- (1) Serious problems at home, work, or school caused by using stimulants, such as
 - neglecting their children
 - missing work or school

- doing a poor job at work or school
- losing a job or dropping out of school
(STMSERP=1)
- (2) Used stimulants regularly and then did something that might have put you in physical danger (STMPDANG=1)
- (3) Use of stimulants caused you to do things that repeatedly got you in trouble with the law (STMLAWTR=1)
- (4) Problems with family or friends probably caused by using stimulants (STMFMPB=1) and continued to use stimulants even though you thought that using stimulants caused these problems (STMFMC=1).

Note: A respondent could answer the abuse questions if he or she reported injecting stimulants (including methamphetamine) with a needle in the past year in the noncore module, even if he or she reported not using stimulants in the past year in the core module. Thus, cases may exist where a respondent was classified to have abused stimulants, even though he or she had not used stimulants in the past year according to the imputed recency variable (CPNSTMYR).

TRANQUILIZERS:

To be defined with abuse of tranquilizers, ABUSETRN, a respondent must have met one or more of these tranquilizer abuse criteria in the past year and must not have been dependent upon tranquilizers in the past year (DEPNDRN=0):

- (1) Serious problems at home, work, or school caused by using tranquilizers, such as
 - neglecting their children
 - missing work or school
 - doing a poor job at work or school
 - losing a job or dropping out of school
(TRNSERP=1)
- (2) Used tranquilizers regularly and then did something that might have put you in physical danger (TRNPDANG=1)
- (3) Use of tranquilizers caused you to do things that repeatedly got you in trouble with the law (TRNLAWTR=1)
- (4) Problems with family or friends probably caused by using tranquilizers (TRNFMFPB=1) and continued to use tranquilizers even though you thought using tranquilizers caused these problems (TRNFMCTD=1).

References

- American Psychiatric Association. (1994). *Diagnostic and statistical manual of mental disorders* (4th ed.). Washington, DC: American Psychiatric Association.
- Center for Behavioral Health Statistics and Quality. (in press). *2014 National Survey on Drug Use and Health: Methodological Resource Book (Section 10, Editing and Imputation Report)*. Retrieved from <http://www.samhsa.gov/data/>
- Edwards, G., & Gross, M. M. (1976). Alcohol dependence: Provisional description of a clinical syndrome. *British Medical Journal*, 1(6017), 1058-1061.
- Fagerstrom, K. O. (1978). Measuring degree of physical dependence to tobacco smoking with reference to individualization of treatment. *Addictive Behaviors*, 3(3-4), 235-241.
- Heatherton, T. F., Kozlowski, L. T., Frecker, R. C., & Fagerstrom, K. O. (1991). The Fagerstrom Test for Nicotine Dependence: A revision of the Fagerstrom Tolerance Questionnaire. *British Journal of Addiction*, 86(9), 1119-1127.
- Heatherton, T. F., Kozlowski, L. T., Frecker, R. C., Rickert, W., & Robinson, J. (1989). Measuring the heaviness of smoking: Using self-reported time to the first cigarette of the day and number of cigarettes smoked per day. *British Journal of Addiction*, 84(7), 791-799.
- Office of Applied Studies. (2009). *Results from the 2008 National Survey on Drug Use and Health: National findings* (HHS Publication No. SMA 09-4434, NSDUH Series H-36). Rockville, MD: Substance Abuse and Mental Health Services Administration. Retrieved from <http://media.samhsa.gov/data/>
- Office of Applied Studies. (2010a). *Results from the 2009 National Survey on Drug Use and Health: Volume I. Summary of national findings* (HHS Publication No. SMA 10-4586Findings, NSDUH Series H-38A). Rockville, MD: Substance Abuse and Mental Health Services Administration. Retrieved from <http://media.samhsa.gov/data/>
- Office of Applied Studies. (2010b). *Results from the 2009 National Survey on Drug Use and Health: Volume II. Technical appendices and selected prevalence tables* (HHS Publication No. SMA 10-4586Appendices, NSDUH Series H-38B). Rockville, MD: Substance Abuse and Mental Health Services Administration. Retrieved from <http://media.samhsa.gov/data/>
- Shiffman, S., Hickcox, M., Gnys, M., Paty, J. A., & Kassel, J. D. (1995, March). *The Nicotine Dependence Syndrome Scale: Development of a new measure*. Poster presented at the annual meeting of the Society for Research on Nicotine and Tobacco, San Diego, CA.
- Shiffman, S., Paty, J. A., Kassel, J. D., Gnys, M., & Zettler-Segal, M. (1994). Smoking behavior and smoking history of tobacco chippers. *Experimental and Clinical Psychopharmacology*, 2, 126-142.

Shiffman, S., Waters, A. J., & Hickcox, M. (2004, April). The Nicotine Dependence Syndrome Scale: A multi-dimensional measure of nicotine dependence. *Nicotine and Tobacco Research*, 6(2), 327-348.

APPENDIX E

Recoded Mental Health Module Variable Documentation

The 2014 National Survey on Drug Use and Health (NSDUH) included a "mental health" module that was designed to provide data on various mental health measures for adults aged 18 or older, such as serious psychological distress (SPD), mental illness (i.e., any mental illness [AMI], serious mental illness [SMI], moderate mental illness [MMI], serious or moderate mental illness [SMMI], low [i.e., mild] mental illness [LMI], low or moderate mental illness [LMMI]), and suicidal ideation and behavior (i.e., thoughts, plans, and attempts).

Estimates of past year and past month SPD, past year mental illness, and past year suicidal ideation and behavior are presented in the 2014 mental health detailed tables (Center for Behavioral Health Statistics and Quality [CBHSQ], 2015e). Starting with the 2014 NSDUH, these measures, except SPD, also are presented in the behavioral health trends in the United States report (CBHSQ, 2015b), the suicidal thoughts and behavior among adults report (CBHSQ, 2015f), and the receipt of services for behavioral health problems report (CBHSQ, 2015c).¹ The tables on mental health are published separately² from the 2014 detailed tables (CBHSQ, 2015d).

Past year mental illness estimates for 2008 through 2011 found in tables and reports published prior to the 2012 NSDUH were based on a prediction model for mental illness developed using the 2008 data from the Mental Health Surveillance Study (MHSS) (referred to as the "2008 model"). This model was developed using approximately 750 cases obtained from a clinical follow-up study. Although the Substance Abuse and Mental Health Services Administration (SAMHSA) continued to obtain clinical interviews after 2008, estimates of SMI and AMI from the 2009, 2010, and 2011 NSDUHs were based on the model developed from the 2008 clinical assessment sample. The same model was applied to each year's NSDUH data to provide consistency in SMI and AMI comparisons across the years. Producing a new model each year based on the small annual clinical samples (only 500 interviews in 2009 and 2010) would have resulted in large changes in the model parameters and corresponding prevalence rates due to sampling error, making it impossible to detect real trends in SMI and AMI over time. Furthermore, an evaluation of the 2008 model, using the 2009 NSDUH clinical data, found that the model could not be significantly improved with the additional 500-case 2009 clinical sample. The clinical follow-up study, started in 2008, continued until 2012, leading to a nationally representative sample of approximately 5,000 cases that were used to develop an improved mental illness prediction model (referred to as the "2012 model"). This revised and improved model was used to predict mental illness starting with the 2012 NSDUH. Beginning with the 2012 mental health detailed tables, estimates, including those from 2008 through 2011, were all based on the revised model. The mental illness estimates in the 2008 detailed tables (Office of Applied Studies, 2009) and the 2009-2011 mental health detailed tables (CBHSQ, 2010a; 2012a; 2012b) were updated using the revised 2012 model. For more information on the MHSS and the mental illness indicators from 2008 through 2014, see the Development of Mental Illness Indicators section below.

This appendix provides details about the use of the psychological distress and functional impairment scales to measure mental illness and the development of the 2008-2014 mental illness indicators based on the aforementioned 2012 model. Additionally, this appendix provides

¹ These reports are considered first release reports and are replacing the national findings and mental health findings reports that were published in previous years.

² Separate tables and reports for mental health measures started with the 2009 NSDUH.

details about the 2008-2011 mental illness indicators based on the 2008 model. Information about the availability of the mental illness variables from the 2008 and 2012 models as well as guidance regarding analysis of these variables, including weighting information, is also provided in this appendix. Furthermore, Appendix I, Key Mental Health Variables, provides a table with the variable names for the most commonly used NSDUH mental health measures as well as information regarding comparability across survey years 2002 through 2014.

2014 NSDUH Scales Used To Measure Mental Illness

Psychological Distress Scale: K6

The K6 screening instrument for nonspecific psychological distress (Furukawa, Kessler, Slade, & Andrews, 2003; Kessler et al., 2003) included in the computer-assisted interviewing instrument was used to create both past month (SPDMON) and past year (SPDYR) SPD indicators.³ For both of the time periods, respondents were classified with SPD if a score based on these K6 measures was 13 or greater.

The two six-item K6 scales gather information regarding how frequently a respondent experienced symptoms of psychological distress during the past 30 days and during a month in the past 12 months when he or she felt more depressed, anxious, or emotionally stressed than in the past 30 days, respectively. Only respondents who indicated that there was a worse month than the past 30 days (DSTWORST=1) were asked about the worst month in the past year other than the past 30 days.

The questions comprising the two K6 scales and the screener question for the worst month scale are provided below with their associated edited variable names from the mental health module as well as the response categories for each question:

DSTNRV30 During the past 30 days, how often did you feel nervous?

- 1 All of the time
- 2 Most of the time
- 3 Some of the time
- 4 A little of the time
- 5 None of the time
- DK/REF

Response categories are the same for the remaining past month K6 questions:

DSTHOP30 During the past 30 days, how often did you feel hopeless?

DSTRST30 During the past 30 days, how often did you feel restless or fidgety?

³ Because of the addition of the 30-day K6 questions in the 2008 NSDUH, past year K6 and SPD variables in 2008 and subsequent years are not comparable with past year K6 and SPD variables from previous years and therefore have been renamed.

- DSTCHR30** During the past 30 days, how often did you feel so sad or depressed that nothing could cheer you up?
- DSTEFF30** During the past 30 days, how often did you feel that everything was an effort?
- DSTNGD30** During the past 30 days, how often did you feel down on yourself, no good, or worthless?
- DSTWORST** The last questions asked about how you have been feeling during the past 30 days. Now think about **the past 12 months**. Was there a month in the past 12 months when you felt more depressed, anxious, or emotionally stressed than you felt during the past 30 days?
- 1 Yes
2 No
- DSTNRV12** Think of one month in the past 12 months when you were the most depressed, anxious, or emotionally stressed.
- During that month, how often did you feel nervous?
- 1 All of the time
2 Most of the time
3 Some of the time
4 A little of the time
5 None of the time
DK/REF

Response categories are the same for the remaining worst month K6 questions:

- DSTHOP12** During that same month when you were at your worst emotionally . . . how often did you feel hopeless?
- DSTRST12** During that same month when you were at your worst emotionally . . . how often did you feel restless or fidgety?
- DSTCHR12** During that same month when you were at your worst emotionally . . . how often did you feel so sad or depressed that nothing could cheer you up?
- DSTEFF12** During that same month when you were at your worst emotionally . . . how often did you feel that everything was an effort?
- DSTNGD12** During that same month when you were at your worst emotionally . . . how often did you feel down on yourself, no good, or worthless?

Each K6 scale item shown above was transformed so that "All of the time" was coded 4, "Most of the time" was coded 3, "Some of the time" was coded 2, "A little of the time" was coded 1, and "None of the time" was coded 0, along with responses matching "Don't know," refusals, bad data, blanks, and legitimate skips.

A past month distress score (K6SCMON) was calculated by summing these transformed values across the six past 30-day variables (DSTNRV30, DSTHOP30, DSTRST30, DSTCHR30, DSTEFF30, and DSTNGD30) to arrive at a value ranging between 0 and 24. Likewise, a worst month in the past year distress score (K6SCYR) was calculated by summing the transformed values across the six worst month in the past year variables (DSTNRV12, DSTHOP12, DSTRST12, DSTCHR12, DSTEFF12, and DSTNGD12) to arrive at a value ranging between 0 and 24. The worst month in the past year distress score (K6SCYR) has values only for adult respondents who indicated that there was a month in the past year that was worse than the past 30 days (DSTWORST=1). A worst total score (K6SCMAX) was then created that takes on the maximum value of the past month distress score (K6SCMON) and the worst month in the past year distress score (K6SCYR) in order to represent the worst distress score during the past year, regardless of whether this contradicts the response to DSTWORST. For all the K6 score and SPD variables, youths aged 12 to 17 were assigned the standard SAS missing code (.) because the mental health module was not administered to youths.

An alternative worst month in the past year total score variable (WSPDSC2) was created to indicate the worst distress score during the past year. Using the worst month total score (K6SCMAX), the alternative worst month total score (WSPDSC2) is coded 0 when K6SCMAX has a value from 0 to 7, and WSPDSC2 is assigned a value of 1 to 17 when K6SCMAX has a corresponding value of 8 to 24. This variable was not used in the creation of past month and past year SPD variables but was used in both the 2008 and 2012 models to create the mental illness variables discussed later in this document. The decision to create a recoded version of the past month K6 score was based on an analysis of the 2008 MHSS. Specifically, the alternative past year K6 score (WSPDSC2) was used in the models because the SMI prevalence was typically extremely low for respondents with worst month in the past year K6 scores of less than 8, and the prevalence rates started increasing only once scores were 8 or greater. For more details about how this recoded score was created as well as more details on the original score, see Aldworth et al. (2009).

Using the past month distress score defined above, adults aged 18 or older are classified as having past month SPD (SPDMON=1) if their distress score is 13 or greater ($K6SCMON \geq 13$), and they are classified as not having past month SPD (SPDMON=0) if their distress score is less than 13 ($K6SCMON < 13$). This cutoff point was chosen because it has been shown to be highly correlated with SMI (Colpe, Epstein, Barker, & Gfroerer, 2009) and is the standard cutoff point used by other surveys. Likewise, past year SPD (SPDYR) is defined the same way as past month SPD by using the total past year score (K6SCMAX) and the same cutoff value of 13.

The use of the two reference periods to create the total past year score (K6SCMAX) that defines past year SPD (SPDYR) started with the 2008 NSDUH. From 2005 to 2007, respondents were asked only about distress in the month when they were the most depressed, anxious, or emotionally distressed in the past year. Because of this change, past year K6 and SPD estimates

from years prior to 2008 were no longer comparable with estimates from 2008 onward. To address this comparability issue, an adjusted version of the worst total K6 score (K6SMXADJ) and past year SPD (SPDYRADJ) variables were created retroactively for survey years 2005 through 2007. These variables were statistically adjusted to make the 2005-2007 K6 and SPD estimates comparable with the 2008 and subsequent K6 and SPD estimates. The 2005-2007 adjusted variables (K6SMXADJ and SPDYRADJ) can be renamed for use in analyses to match the 2008 and subsequent variable names (K6SCMAX and SPDYR) to produce comparable estimates across all years (2005 and subsequent years), as seen in the 2014 mental health detailed tables (CBHSQ, 2015e). More information about how the statistically adjusted K6 and SPD variables were created can be found in the 2005-2007 codebooks and in the report describing these adjustments (Aldworth, Kott, Yu, Mosquin, & Barnett-Walker, 2012).

Functional Impairment Scale: WHODAS

The World Health Organization Disability Assessment Schedule (WHODAS) is a scale used to measure functional impairment that consists of a series of items that are used for assessing disturbances in social adjustment and behavior (i.e., functional impairment). A reduced set of 13 WHODAS items (Novak, Colpe, Barker, & Gfroerer, 2010; Rehm et al., 1999) are included in the NSDUH. Responses to this impairment scale were used to create eight variables that were transformed and summed to define the WHODAS total score used in the development of both the 2008 and 2012 SMI prediction models. The questions comprising the abbreviated WHODAS are provided below, with their associated edited variable names from the mental health module as well as the response categories for each question:

The next questions are about how much your emotions, nerves, or mental health caused you to have **difficulties in daily activities**.

In answering, think of the **one month** in the past 12 months when your emotions, nerves, or mental health interfered **most** with your daily activities.

IMPREMEM During that one month when your emotions, nerves or mental health interfered **most** with your daily activities . . .

how much difficulty did you have **remembering to do things you needed to do?**

- 1 No difficulty
- 2 Mild difficulty
- 3 Moderate difficulty
- 4 Severe difficulty
- DK/REF

IMPCONCN how much difficulty did you have **concentrating on doing something important when other things were going on around you?**

- 1 No difficulty
- 2 Mild difficulty

- 3 Moderate difficulty
- 4 Severe difficulty
- DK/REF

IMPGOUT how much difficulty did you have **going out of the house and getting around on your own?**

- 1 No difficulty
- 2 Mild difficulty
- 3 Moderate difficulty
- 4 Severe difficulty
- 5 You didn't leave the house on your own
- DK/REF

IMPGOUTM [IF IMPGOUT = 5] Did problems with your emotions, nerves, or mental health keep you from leaving the house on your own?

- 1 Yes
- 2 No
- DK/REF

IMPPEOP how much difficulty did you have **dealing with people you did not know well?**

- 1 No difficulty
- 2 Mild difficulty
- 3 Moderate difficulty
- 4 Severe difficulty
- 5 You didn't deal with people you did not know well
- DK/REF

IMPPEOPM [IF IMPPEOP = 5] Did problems with your emotions, nerves, or mental health keep you from dealing with people you did not know well?

- 1 Yes
- 2 No
- DK/REF

IMPSOC how much difficulty did you have **participating in social activities, like visiting friends or going to parties?**

- 1 No difficulty
- 2 Mild difficulty
- 3 Moderate difficulty

- 4 Severe difficulty
- 5 You didn't participate in social activities
- DK/REF

IMPSOCM [IF IMPSOC=5] Did problems with your emotions, nerves, or mental health keep you from participating in social activities?

- 1 Yes
- 2 No
- DK/REF

IMPHHLD how much difficulty did you have **taking care of household responsibilities?**

- 1 No difficulty
- 2 Mild difficulty
- 3 Moderate difficulty
- 4 Severe difficulty
- 5 You didn't take care of household responsibilities
- DK/REF

IMPHHLDM [IF IMPHHLD=5] Did problems with your emotions, nerves, or mental health keep you from taking care of household responsibilities?

- 1 Yes
- 2 No
- DK/REF

IMPRES how much difficulty did you have **taking care of your daily responsibilities at work or school?**

- 1 No difficulty
- 2 Mild difficulty
- 3 Moderate difficulty
- 4 Severe difficulty
- 5 You didn't work or go to school
- DK/REF

IMPRESM [IF IMPRESP=5] Did problems with your emotions, nerves, or mental health keep you from working or going to school?

- 1 Yes
- 2 No
- DK/REF

IMPWORK [IF **IMPRESP** NE 5] During that one month when your emotions, nerves or mental health interfered **most** with your daily activities . . .

how much difficulty did you have **getting your daily work done as quickly as needed?**

- 1 No difficulty
- 2 Mild difficulty
- 3 Moderate difficulty
- 4 Severe difficulty
- DK/REF

An original WHODAS total score (WHODASC2) was created to indicate the level of difficulty in performing daily activities due to problems with emotions, nerves, or mental health. Each of the eight variables created from the WHODAS items shown above was transformed into values of 0 to 3 so that a response of "Severe difficulty" was coded 3, "Moderate difficulty" was coded 2, and "Mild difficulty" was coded 1. Values of "No difficulty" were coded 0, along with nonresponses (i.e., for responses of "No," "Don't know," or "Refused"). Some items had a fifth category to deal with "Not applicable" responses. For example, the question about difficulties regarding taking care of daily responsibilities at work or school (IMPRESP) had a fifth category, "You didn't work or go to school." If this category was selected, then another question was asked as to whether respondents' emotions, nerves, or mental health caused them to be unable to work or go to school (IMPRESPM). A "Yes" response to the follow-up question (IMPRESPM=1) was coded 3 and a "No" response (IMPRESPM=2) was coded 0. One exception to this coding was the last WHODAS recode on how much difficulty the respondents had in getting their daily work done as quickly as needed (IMPWORK). This item was asked of the respondents only if in the previous question they responded that they worked or went to school (IMPRESP=1 to 4). In the case that they responded that they did not work or go to school (IMPRESP=5), their response to the follow-up question referred to above (IMPRESPM) determined the final item score for IMPWORK; otherwise, IMPWORK was recoded similar to the other items.

The transformed scale values were summed across the eight variables created from the WHODAS items (remembering, concentrating, going out of the house on your own, dealing with people you don't know well, participating in social activities, taking care of household responsibilities, taking care of daily work/school responsibilities, and getting your daily work done as quickly as needed) to arrive at a value ranging between 0 and 24. For both the WHODAS total scores, youths aged 12 to 17 were assigned the standard SAS missing code (.) because the mental health module was not administered to youths.

An alternative WHODAS total score (WHODASC3) was created to indicate the number of daily activities in which a respondent had moderate or severe difficulty performing or did not perform due to problems with emotions, nerves, or mental health. Each of the eight variables created from WHODAS items shown above was transformed into values of 0 or 1 so that responses indicating "Moderate difficulty" or "Severe difficulty" were coded 1 and responses indicating "Mild difficulty" or "No difficulty" were coded 0. If a fifth category of "Not applicable" was available and selected (see above for an example of a fifth question), then another question was asked as to whether respondents' emotions, nerves, or mental health caused

them to be unable to work or go to school. A "Yes" response was coded 1 and a "No" response was coded 0. The transformed scale values were summed across the eight WHODAS activities to arrive at a value ranging between 0 and 8. This alternative WHODAS total score was used in both the 2008 and 2012 models estimating the mental illness variables. The decision to create a recoded version of the WHODAS total score was based on an analysis of the 2008 MHSS. Use of the recoded version of the WHODAS score (WHODASC3) in the models was driven by the realization that a dichotomous measure dividing severely impaired from less severely impaired respondents fit better than a linear continuous measure. For more details about how this alternative score was created as well as more details on the original score, see Aldworth et al. (2009).

Development of Mental Illness Indicators

The MHSS was initiated in 2008 with the primary goal of producing SMI estimates. Because of constraints on the interview time in the NSDUH and the need for trained mental health clinicians, it was not possible to administer a full structured diagnostic clinical interview to assess mental illness on all 45,000 adult respondents; therefore, the approach adopted by SAMHSA was to utilize short scales separately measuring psychological distress and functional impairment as described above that could be used in a statistical model to accurately predict whether a respondent had mental illness. Models that used these short scales to predict mental illness status have been developed using a subsample of NSDUH respondents who had completed the NSDUH interview and were administered a diagnostic interview (First, Spitzer, Gibbon, & Williams, 2002) via a clinical follow-up study.

In the 2008 NSDUH, the first year of the MHSS, approximately 1,500 NSDUH respondents participated in the clinical follow-up. Half of these respondents (approximately 750) were administered the WHODAS (discussed earlier in the text) and the other half were administered the Sheehan Disability Scale (SDS). This MHSS sample was used to develop a prediction model (the "2008 model") that was initially used to produce estimates of mental illness from the main NSDUH samples for the 2008-2011 NSDUHs. The purpose of the 2008 split sample was to determine whether the SDS or WHODAS impairment scale was a better predictor of SMI; therefore, for the 2008 NSDUH, two models were used to predict SMI: one for each impairment scale (WHODAS and SDS). The 2008 models for SMI were chosen so that the estimates from the WHODAS and the SDS samples were approximately equal, and hence published estimates of SMI were based on both WHODAS and SDS samples.⁴ The WHODAS model was determined to be the better predictor of SMI; therefore, starting with the 2009 NSDUH, only the WHODAS impairment scale was administered in the NSDUH and used for estimating all levels of mental illness (SMI, AMI, LMI, MMI, and SMMI). For further details, see Appendix B, Section B.4.3, in the 2009 mental health findings report (CBHSQ, 2010b).

In 2010, SAMHSA began preliminary investigations to assess whether improvements to the model were warranted using the MHSS clinical data collected since 2008. The 2011 and 2012 MHSS clinical samples were augmented to include 1,500 respondents per year, leading to a combined sample of approximately 5,000 clinical interviews for the MHSS from 2008 to 2012. It

⁴ For 2008, estimates of AMI, SMMI, LMI, and MMI were based only on the WHODAS half sample because notable differences were observed between the WHODAS and the SDS samples.

was recognized that altering the model for generating estimates would complicate the measurement of changes in SMI and other mental illness estimates across years. For example, if one model was used to produce estimates for the 2008-2011 NSDUH data and a different model was used for the 2012 NSDUH, then it would not be straightforward to determine whether changes in the prevalence of SMI could be attributed to a real underlying change in the population or to changes in the model. Similarly, if the 2012 NSDUH prevalence estimates were based on a new model and not significantly different from NSDUH estimates since 2008, it still could not be concluded that changing the model did not affect estimates. Rather, changes to the model used for the 2012 NSDUH could obscure actual changes in the population and lead to the erroneous conclusion of no changes in prevalence.

Despite these concerns, SAMHSA determined that the 2008 model had some important shortcomings that had not been detected in the original model fitting because of the small number of respondents in the 2008 MHSS. Specifically, the 2008 model substantially overestimated SMI and AMI among young adults relative to the clinical interview data. In addition, improvements were needed to the weighting procedures for the MHSS sample data to better account for nonresponse and undercoverage (i.e., because persons with mental illness appeared to be more likely to participate in the follow-up and because only NSDUH respondents who answered their surveys in English were eligible for the clinical follow-up). Therefore, SAMHSA decided to revise the model using the combined 2008-2012 clinical data (the "2012 model"). Consistent with the 2008 model, for the clinical interview respondents who had been administered the SDS in the 2008 NSDUH, an alternative 2012 SMI model was fit using the complete 2008-2012 MHSS data set (i.e., including both the WHODAS and SDS half samples in 2008). See CBHSQ (2014b) for more details on the 2008-2012 MHSS operations and data collections.

To reduce bias and improve prediction, a recoded age variable and additional mental health-related variables (i.e., serious thoughts of suicide in the past year and having a past year MDE) were added in the 2012 model. The addition of these mental health predictors in the model, however, impacts the types of analyses that can be performed with the mental illness variables derived from the model. See the Using Mental Illness Variables in Analysis section for more details. To eliminate coverage and nonresponse error, alternatives for the weights were applied to the clinical sample data for the model development. To provide consistent data for trend assessment, the mental illness estimates in the 2008 detailed tables (Office of Applied Studies, 2009) and the 2009-2011 mental health detailed tables (CBHSQ, 2010a; 2012a; 2012b) were recomputed using the new 2012 model. For more detailed information on the 2008 MHSS design and analysis, see Colpe et al. (2009), Colpe et al. (2010), and Aldworth et al. (2009). The remainder of this section summarizes the models and the methods that were used to compute estimates of mental illness from the main NSDUH sample.

SMI Prediction Model

Both the 2008 and 2012 models are prediction models for mental illness. Each prediction model is a weighted logistic regression. The response variable Y was defined so that $Y = 1$ when an SMI diagnosis was positive based on the clinical interview; otherwise, $Y = 0$. If \mathbf{x} is a vector of realized explanatory variables, then the response probability $\pi = \Pr(Y = 1 | \mathbf{x})$ can be estimated using a weighted logistic regression model. Details about both the 2008 and 2012 prediction

models for SMI are included below. For further technical details on the 2012 prediction models as well as the impact of the revised model on the 2008-2011 estimates, see the 2012 MHSS design and estimation report (CBHSQ, 2014a).

2008 Model

The 2008 model was fit with 761 respondents from the 2008 MHSS, two of whom were subsequently identified as having data errors. The final WHODAS calibration model for the 2008 prediction model for SMI was determined as

$$\text{logit}(\hat{\pi}) \equiv \log[\hat{\pi}/(1-\hat{\pi})] = -4.74999920 + 0.20977232X_k + 0.38388395X_w,$$

where $\hat{\pi}$ refers to an estimate of the SMI response probability π , X_k represents WSPDSC2, and X_w represents WHODASC3.

Table 1 displays the WHODAS model specifications for the 2008 SMI prediction model.

Table 1. Final 2008 WHODAS SMI Prediction Model

Final 2011 Model: WSPDSC2 + WHODASC3						
Term	Beta	Beta SE	T-statistic	P-value	DF	Wald P-value
Intercept	-4.7500	0.3522	-13.4854	0.0000		
WSPDSC2	0.2098	0.0765	2.7439	0.0072	1	0.0072
WHODASC3	0.3839	0.1208	3.1768	0.0020	1	0.0020

DF = degrees of freedom, SE = standard error, SMI = serious mental illness, WHODAS = abbreviated eight-item World Health Organization Disability Assessment Schedule.

The formula for the predicted probability of SMI (SMIPP) using the model parameter estimates in Table 1 (but expressed with more decimal points) is as follows:

$$\text{SMIPP} = 1/(1 + \exp[-(-4.74999920 + 0.20977232 \cdot \text{WSPDSC2} + 0.38388395 \cdot \text{WHODASC3})]).$$

In the 2008 SMI prediction model, the respondent is classified as having past year SMI if SMIPP is greater than or equal to 0.269719459516744 (SMI cutoff point).

2012 Model

The 2012 SMI prediction model was fit with data from 4,912 WHODAS MHSS respondents from 2008 through 2012, excluding the one case from 2008 and the one case from 2009 that were dropped because of data errors. The final WHODAS calibration model for the 2012 prediction model for SMI was determined as

$$\text{logit}(\hat{\pi}) = \log[\hat{\pi}/(1-\hat{\pi})] = -5.972664 + 0.0873416X_k + 0.3385193X_w + 1.9552664X_s + 1.1267330X_m + 0.1059137X_a$$

In addition to X_k and X_w , this model includes the following from the main NSDUH interview data:

- X_s = *Serious Thoughts of Suicide in the Past Year (MHSUTK_U)*: Coded as 1 if "Yes"; coded as 0 otherwise.
- X_m = *Past Year MDE (AMDEY2_U for WHODAS: AJAMDE_U for SDS)*: Coded as 1 if the criteria for past year MDE (major depressive episode) were met;⁵ coded as 0 otherwise.
- X_a = *Recoded Age (AGE1830⁶)*: Coded as age minus 18 if aged 18 to 30; coded as 12 otherwise.

Table 2 displays the WHODAS model specifications for the 2012 SMI prediction model.

Table 2. Final 2012 WHODAS SMI Prediction Model

Final 2012 Model: WSPDSC2 + WHODASC3 + MHSUTK_U + AMDEY2_U + AGE1830						
Term	Beta	Beta SE	T-statistic	P-value	DF	Wald P-value
Intercept	-5.9727	0.3201	-18.6586	0.0000		
WSPDSC2	0.0873	0.0248	3.5247	0.0009	1	0.0009
WHODASC3	0.3385	0.0349	9.7034	0.0000	1	0.0000
MHSUTK_U	1.9553	0.2164	9.0342	0.0000	1	0.0000
AMDEY2_U	1.1267	0.2196	5.1308	0.0000	1	0.0000
AGE1830	0.1059	0.0244	4.3380	0.0001	1	0.0001

DF = degrees of freedom, SE = standard error, SMI = serious mental illness, WHODAS = abbreviated eight-item World Health Organization Disability Assessment Schedule.

The formula for the predicted probability of SMI (SMIPP_U) using the model parameter estimates in Table 2 (but expressed with more decimal points) is as follows:

$$\text{SMIPP_U} = 1/(1 + \exp[-(-5.972664 + 0.0873416*\text{WSPDSC2} + 0.3385193*\text{WHODASC3} + 1.9552664*\text{MHSUTK_U} + 1.1267330*\text{AMDEY2_U} + 0.1059137*\text{AGE1830})]).$$

In the 2012 SMI WHODAS prediction model, the respondent is classified as having past year SMI if SMIPP_U is greater than or equal to 0.260573529 (SMI cutoff point).

Modified 2012 Model for the 2008 SDS Half Sample

As described in the Development of Mental Illness Indicators section above, the 2008 NSDUH data included a split sample. Similar to the 2008 model, the revised 2012 model also has an alternative model for the SDS data that was fit with data from the *complete* 2008-2012 MHSS clinical sample that contains 5,653 MHSS respondents, excluding four cases from 2008 (one from the WHODAS half sample and three from the SDS half sample) and one case from 2009 that were dropped because of data errors.

⁵ In this situation, the past year MDE measure is from the main NSDUH interview (i.e., not from the Structured Clinical Interview for DSM-IV). See Section B.4.5 of the 2014 NSDUH methodological summary and definitions (CBHSQ, 2015a).

⁶ The recoded age variable (AGE1830) is not included in the public use file.

The modified 2012 SMI prediction model for the SDS half sample was determined as

$$\text{logit}(\hat{\pi}) = \log[\hat{\pi} / (1 - \hat{\pi})] = -5.7736246 + 0.1772067X_k + 1.8392433X_s \\ + 1.6428623X_m + 0.1231266X_a$$

Table 3 displays the SDS half sample model specifications for the 2012 SMI prediction model.

Table 3. Final 2012 SDS Half Sample SMI Prediction Model

Final 2012 Model: WSPDSC2 + MHSUTK_U + AJAMDE_U + AGE1830						
Term	Beta	Beta SE	T-statistic	P-value	DF	Wald P-value
Intercept	-5.7736	0.3479	-16.5960	0.0000		
WSPDSC2	0.1772	0.0190	9.3251	0.0000	1	0.0000
MHSUTK_U	1.8392	0.1941	9.4781	0.0000	1	0.0000
AJAMDE_U	1.6429	0.2119	7.7528	0.0000	1	0.0000
AGE1830	0.1231	0.0259	4.7482	0.0000	1	0.0000

DF = degrees of freedom, SDS = Sheehan Disability Scale, SE = standard error, SMI = serious mental illness.

Although the model was fit across all years and the cutoff points were determined based on all years, these cutoff points were used only for the main survey respondents in the 2008 Sample B to predict SMI, AMI, and SMMI positives. The formula for the predicted probability of SMI (SMIPP_U) using the model parameter estimates in Table 3 (but expressed with more decimal points) is as follows:

$$\text{SMIPP_U} = 1/(1 + \exp[-(-5.7736246 + 0.1772067*\text{WSPDSC2} + 1.8392433*\text{MHSUTK_U} + 1.6428623*\text{AJAMDE_U} + 0.1231266*\text{AGE1830})]).$$

In the 2012 SMI SDS half sample prediction model, the respondent is classified as having past year SMI if SMIPP_U is greater than or equal to 0.236434 (SMI cutoff point).

Variables Available on the Data File

All of the variables defined above for the K6, SPD, and WHODAS are included on the 2014 data file. For the K6 and SPD, this includes the distress scores (K6SCMON and K6SCYR), both versions of the worst month K6 total score (WSPDSC2 and K6SCMAX), and past month and past year SPD (SPDMON and SPDYR). For the worst month K6 total score, the original version (K6SCMAX) is used in the creation of the SPD variables, and the alternative version (WSPDSC2) is used in the creation of the mental illness variables for both the 2008 and 2012 prediction models.

From the WHODAS, both versions of the WHODAS total score (WHODASC2 and WHODASC3) are included on the 2014 data file. While the original WHODAS total score (WHODASC2) was not used in either the 2008 or 2012 prediction model for the final creation of the mental illness variables, it is included in the data set.

Measures of mental illness were renamed due to the use of the 2012 model to define SMI. Measures of mental illness based on the 2012 prediction model are included on the 2014 data file.⁷ The variable names for these measures based on the 2012 model end with "_U" to indicate these variables are not comparable with similarly named variables (based on the "2008 model") in previous years. Table 4 displays a crosswalk between the 2008 model and revised 2012 model mental illness variable names.⁸ The mental illness variables based on the 2008 prediction model are no longer available on the data files for any of the survey years. While the specific mental illness measures based on the 2008 model are no longer available, the predicted probability of the SMI variable, SMIPP, remains available on the 2008-2011 files. For more information on how to use SMIPP from the 2008 model to create the mental illness measures and additional information on how to use the 2008 model measures, see Appendix B, Section B.4.3, in the 2009 mental health findings report (CBHSQ, 2010b). However, mental illness variables based on the 2008 model are no longer recommended for use in analysis.

Table 4. Mental Illness Variable Names, 2008 Model and Revised 2012 Model

2008 Model Variable Name	2012 Model Variable Name	2012 Model Labels
SMIYR	SMIYR_U	SMI IND (1/0) BASED ON REVISED PREDICTED SMI PROB
SMIPP	SMIPP_U	PREDICTED SERIOUS MENTAL ILLNESS PROB REVISED
SMMIYR	SMMIYR_U	SMMI IND (1/0) BASED ON REVISED PREDICTED SMI PROB
AMIYR	AMIYR_U	AMI IND (1/0) BASED ON REVISED PREDICTED SMI PROB
MMIYR	MMIYR_U	MODERATE MI IND (1/0) BASED ON REVISED PRED SMI PROB
LMIYR	LMIYR_U	MILD MI IND (1/0) BASED ON REVISED PREDICTED SMI PROB
MI_CAT	MI_CAT_U	CATEGORICAL MI INDICATOR REVISED
AMIADPA2	AMIDA2_U	AMI AND DRUG/ALCOHOL DEP OR ABUSE REVISED (1/2)
SMIADPA2	SMIDA2_U	SMI AND DRUG/ALCOHOL DEP OR ABUSE REVISED (1/2)

For all the mental illness measures defined below, youths aged 12 to 17 were defined as SAS missing (.) because the mental health module was not administered to youths. The predicted probability of SMI, SMIPP_U, based on the 2012 prediction model is included on the 2008-2014 data files and ranges in value from 0.0025409721 to 0.9291205406. Cutoff points along the range of SMIPP_U were used to determine the levels of mental illness for each respondent:

2008 Sample A (WHODAS) and 2009 to 2014

- SMI:⁹ If SMIPP_U is greater than or equal to 0.260573529, then the respondent is classified as having past year SMI (SMIYR_U=1).
- SMMI: If SMIPP_U is greater than or equal to 0.077686285365, then the respondent is classified as having past year SMMI (SMMIYR_U=1).

⁷ These variables are included on the 2012 data file, and data files from 2008 to 2011 were updated with the 2012 model-based mental illness variables.

⁸ A variable defined as low or moderate mental illness (LMMIYRU) based on the 2012 model was added during the 2014 NSDUH. LMMI was not added to this table because there is not a 2008 model equivalent variable.

⁹ SMI variables in 2008 and subsequent years are not comparable with similarly named SMI variables from 2002 to 2003.

- AMI: If SMIPP_U is greater than or equal to 0.0192519810, then the respondent is classified as having past year AMI (AMIYR_U=1).
- No Mental Illness: If SMIPP_U is less than 0.0192519810, then the respondent is classified as not having past year mental illness (AMIYR_U=0).

2008 Sample B (SDS)

- SMI: If SMIPP_U is greater than or equal to 0.236434, then the respondent is classified as having past year SMI (SMIYR_U=1).
- SMMI: If SMIPP_U is greater than or equal to 0.06616398, then the respondent is classified as having past year SMMI (SMMIYR_U=1).
- AMI: If SMIPP_U is greater than or equal to 0.019182625, then the respondent is classified as having past year AMI (AMIYR_U=1).
- No Mental Illness: If SMIPP_U is less than 0.019182625, then the respondent is classified as not having past year mental illness (AMIYR_U=0).

The categories of MMI and LMI were created by subtraction using a combination of the three defined levels of mental illness shown above. Respondents were defined as having past year MMI (MMIYR_U=1) if they were positive for SMMI (SMMIYR_U=1) but negative for SMI (SMIYR_U=0). Respondents were defined as having past year LMI (LMIYR_U=1) if they were positive for AMI (AMIYR_U=1) but negative for SMMI (SMMIYR_U=0). During the 2014 NSDUH, a new level of mental illness was created called low or moderate mental illness [LMMI]. Respondents were defined as having past year LMMI (LMMIYRU=1) if they were positive for LMI (LMIYR_U=1) or MMI (MMIYR_U=1). LMMI was created for all years 2008 through 2012 and was used in the 2014 mental health detailed tables (CBHSQ, 2015e) showing estimates described as AMI excluding SMI. See the behavioral health trends in the United States report (CBHSQ, 2015b) and the receipt of services for behavioral health problems report (CBHSQ, 2015c).

The categories of SMI, LMI, and MMI were combined to create an overall mental illness indicator (MI_CAT_U), which is defined so that a respondent with LMI is coded 1, a respondent with MMI is coded 2, and a respondent with SMI is coded 3. Respondents with no past year mental illness are coded 0.

See Appendix I for a table listing key 2002-2014 NSDUH mental health measures, variable names, and information concerning comparability across survey years.

Using Mental Illness Variables in Analysis

For the 2008 NSDUH, while SMI data for both half samples (SDS and WHODAS) could be analyzed together when using the 2008 model, the AMI, SMMI, LMI, and MMI data from the two half samples could not be combined for analysis. Under the 2012 model, both the 2008 half samples can be combined for the analysis of SMI as well as the other levels of mental illness because the 2012 models were generated such that the estimates would be comparable.

The predicted mental illness variables (e.g., SMIYR_U, AMIYR_U) that were derived from the 2012 model were examined to determine how they were associated with the mental

health predictor variables in the 2012 model. It was found that the 2012 model significantly overestimated the proportion of adults aged 18 or older with SMI (and those with AMI) who had suicidal thoughts in the past year and also the proportion of adults who had MDE in the past year. Therefore, it is recommended that the mental illness variables derived from the 2012 model should not be used when analyzing past year suicidal thoughts, past year MDE, or other associated variables (including past year suicide attempts, suicide plans, medical treatment for suicide attempts, or lifetime MDE). Similarly, it is recommended that model-based mental illness variables should not be used in conjunction with the K6 variables (including SPD) or WHODAS variables in any analyses. See the 2012 MHSS design and estimation report for more details (CBHSQ, 2014a).

Standard Errors (SEs) for Mental Illness Measures

SEs for SMI estimates (and, likewise, estimates for AMI, SMMI, MMI, LMI, and LMMI) were computed using the NSDUH predicted values as if they were actual values. This ignores the added error resulting from fitting the 2012 SMI model, which can be very large (CBHSQ, 2014a). These SEs, however, are more reasonable to use when making comparisons across years and across subpopulations within years because the errors due to model fitting are roughly the same across the estimates being compared. However, caution is advised when these mental illness measures are used as explanatory variables within a regression analysis because the resulting estimated regression coefficients often will be biased toward zero (Carroll, Ruppert, Stefanski, & Crainiceanu, 2006). Stated another way, values of the regression coefficients for these mental illness variables are likely to be attenuated. Consequently, situations in which AMI or specific levels of mental illness (e.g., SMI) are true predictors of a dependent variable of interest in the population may not be significant predictors in regression models that use these variables. If a statistically significant association is identified between these mental illness variables and the dependent variable, however, one can be more confident that this truly is a significant association.

Weights

Mental Illness Measures

Mental illness measures (i.e., SMI, AMI, SMMI, MMI, LMI, and LMMI) that are defined based on the 2012 model should be analyzed using the standard analysis weight, ANALWT_C, for all survey years 2008 through 2014. With the revised 2012 model, both the WHODAS and SDS 2008 half samples can be combined to form single estimates and use ANALWT_C.

This differs from the initial recommendation for analyzing other measures of mental illness besides SMI based on the 2008 model. Due to the 2008 split sample, an adjusted mental health sample weight, MHSAWT_C, was created so that the WHODAS and SDS half samples were separately representative of the civilian, noninstitutionalized population aged 18 or older. However, this weight should not be used to analyze 2008 mental illness data based on the 2012 model.

2005-2014: K6 and SPD Measures

Analyses of past year K6 and SPD can be measured with the adjusted past year K6 and SPD variables from 2005 through 2007 and the past year SPD variables from 2008 through 2014 using ANALWT_C.

Combining 2008-2014 Data

When combining data from any of the years between 2008 and 2014 to generate an annual average over a time period greater than 1 year for any of the mental health measures described in this appendix (i.e., K6, SPD, mental illness measures), a new weight should be created that divides the standard weight (ANALWT_C) by the number of years of data that are combined to correctly estimate weighted population totals. For example, to combine 2008-2014 data, divide ANALWT_C by 7.

References

- Aldworth, J., Barnett-Walker, K., Chromy, J., Karg, R., Morton, K., Novak, S., & Spagnola, K. (2009). Measuring serious mental illness with the NSDUH: Results of 2008 12-month analysis. In *2008 National Survey on Drug Use and Health: Methodological resource book* (Section 16, prepared for the Substance Abuse and Mental Health Services Administration, Contract No. 283-2004-00022, Mental Health Surveillance Study Deliverable 5, RTI/0209009.423.006.008). Retrieved from <http://media.samhsa.gov/data/>
- Aldworth, J., Kott, P., Yu, F., Mosquin, P., & Barnett-Walker, K. (2012). Analysis of effects of 2008 NSDUH questionnaire changes: Methods to adjust adult MDE and SPD estimates and to estimate SMI in the 2005-2009 surveys. In *2010 National Survey on Drug Use and Health: Methodological resource book* (Section 16b, prepared for the Substance Abuse and Mental Health Services Administration, Contract No. HHSS283200800004C, RTI/0211838.108.006.024). Retrieved from <http://www.samhsa.gov/data/>
- Carroll, R. J., Ruppert, D., Stefanski, L. A., & Crainiceanu, C. M. (2006). *Measurement error in nonlinear models: A modern perspective*, 2nd ed. Chaoman & Hall/CRC: Boca Raton, FL.
- Center for Behavioral Health Statistics and Quality. (2010a). *Results from the 2009 National Survey on Drug Use and Health: Mental health detailed tables*. Retrieved from <http://media.samhsa.gov/data/>
- Center for Behavioral Health Statistics and Quality. (2010b). *Results from the 2009 National Survey on Drug Use and Health: Mental health findings* (HHS Publication No. SMA 10-4609, NSDUH Series H-39). Rockville, MD: Substance Abuse and Mental Health Services Administration. Retrieved from <http://media.samhsa.gov/data/>
- Center for Behavioral Health Statistics and Quality. (2012a). *Results from the 2010 National Survey on Drug Use and Health: Mental health detailed tables*. Retrieved from <http://www.samhsa.gov/data/>
- Center for Behavioral Health Statistics and Quality. (2012b). *Results from the 2011 National Survey on Drug Use and Health: Mental health detailed tables*. Retrieved from <http://www.samhsa.gov/data/>
- Center for Behavioral Health Statistics and Quality. (2014a). *2012 National Survey on Drug Use and Health: Methodological resource book (Section 16a, 2012 Mental Health Surveillance Study: Design and estimation report)*. Retrieved from <http://www.samhsa.gov/data/>
- Center for Behavioral Health Statistics and Quality. (2014b). *2012 National Survey on Drug Use and Health: Methodological resource book (Section 16a, Mental Health Surveillance Study operations report [2008-2012])*. Retrieved from <http://www.samhsa.gov/data/>
- Center for Behavioral Health Statistics and Quality. (2015a). *2014 National Survey on Drug Use and Health: Methodological summary and definitions*. Retrieved from <http://www.samhsa.gov/data/>

- Center for Behavioral Health Statistics and Quality. (2015b). *Behavioral health trends in the United States: Results from the 2014 National Survey on Drug Use and Health* (HHS Publication No. SMA 15-xxxx, NSDUH Series H-xx). Retrieved from <http://www.samhsa.gov/data/>
- Center for Behavioral Health Statistics and Quality. (2015c). *Receipt of services for behavioral health problems: Results from the 2014 National Survey on Drug Use and Health*. Retrieved from <http://www.samhsa.gov/data/>
- Center for Behavioral Health Statistics and Quality. (2015d). *Results from the 2014 National Survey on Drug Use and Health: Detailed tables*. Retrieved from <http://www.samhsa.gov/data/>
- Center for Behavioral Health Statistics and Quality. (2015e). *Results from the 2014 National Survey on Drug Use and Health: Mental health detailed tables*. Retrieved from <http://www.samhsa.gov/data/>
- Center for Behavioral Health Statistics and Quality. (2015f). *Suicidal thoughts and behavior among adults: Results from the 2014 National Survey on Drug Use and Health*. Retrieved from <http://www.samhsa.gov/data/>
- Colpe, L. J., Barker, P. R., Karg, R. S., Batts, K. R., Morton, K. B., Gfroerer, J. C., Stolzenberg, S. J., Cunningham, D. B., First, M. B., & Aldworth, J. (2010). The National Survey on Drug Use and Health Mental Health Surveillance Study: Calibration study design and field procedures. *International Journal of Methods in Psychiatric Research*, 19 (Suppl. 1), 36-48.
- Colpe, L. J., Epstein, J. F., Barker, P. R., & Gfroerer, J. C. (2009). Screening for serious mental illness in the National Survey on Drug Use and Health (NSDUH). *Annals of Epidemiology*, 19(3), 210-211.
- First, M. B., Spitzer, R. L., Gibbon, M., & Williams, J. B. W. (2002). *Structured Clinical Interview for DSM-IV-TR Axis I Disorders, Research Version, Non-patient Edition (SCID-I/NP)*. New York, NY: New York State Psychiatric Institute, Biometrics Research.
- Furukawa, T. A., Kessler, R. C., Slade, T., & Andrews, G. (2003). The performance of the K6 and K10 screening scales for psychological distress in the Australian National Survey of Mental Health and Well-Being. *Psychological Medicine*, 33(2), 357-362.
- Kessler, R. C., Barker, P. R., Colpe, L. J., Epstein, J. F., Gfroerer, J. C., Hiripi, E., Howes, M. J., Normand, S. L., Manderscheid, R. W., Walters, E. E., & Zaslavsky, A. M. (2003). Screening for serious mental illness in the general population. *Archives of General Psychiatry*, 60(2), 184-189.
- Novak, S. P., Colpe, L. J., Barker, P. R., & Gfroerer, J. C. (2010). Development of a brief mental health impairment scale using a nationally representative sample in the USA. *International Journal of Methods in Psychiatric Research*, 19(Suppl. 1), 49-60.

Office of Applied Studies. (2009). *Results from the 2008 National Survey on Drug Use and Health: Detailed tables*. Retrieved from <http://media.samhsa.gov/data/>

Rehm, J., Üstün, T. B., Saxena, S., Nelson, C. B., Chatterji, S., Ivis, F., & Adlaf, E. (1999). On the development and psychometric testing of the WHO screening instrument to assess disablement in the general population. *International Journal of Methods in Psychiatric Research*, 8(2), 110-123.

APPENDIX F

Recoded Depression Variable Documentation

The 2014 National Survey on Drug Use and Health (NSDUH) computer-assisted interviewing (CAI) instrumentation included two modules, the adult depression module and the youth depression module, which were designed to measure whether or not respondents had experienced a major depressive episode (MDE) in their lifetime and past year. Additional questions to assess impairment levels caused by MDE and treatment received for depression were included at the end of each MDE module.

This appendix provides details about the questions designed to assess MDE, comparability issues across survey years, development of adjusted lifetime and past year MDE variables, variable naming conventions, and analysis and weighting information. Variable specifications for lifetime and past year MDE as well as MDE with severe impairment are also provided. A flowchart (see Figure 1) is included to provide details regarding the routing logic leading up to the MDE questions specifying which respondents were asked the MDE questions and were defined as having MDE. Appendix I, Key Mental Health Variables, provides a table with the variable names for the most commonly used NSDUH mental health measures (including MDE) as well as information regarding comparability across survey years 2002 through 2014.

The NSDUH CAI questions designed to assess MDE symptoms were based on the criteria in the *Diagnostic and Statistical Manual of Mental Disorders (DSM-IV)*, 4th edition (American Psychiatric Association, 1994). More specifically, MDE questions for adults were adapted from the depression section of the National Comorbidity Survey-Replication (NCS-R; Harvard School of Medicine, 2005), and those for youths were adapted from the depression section of the National Comorbidity Survey-Adolescent (NCS-A; Harvard School of Medicine, 2005). To make the modules developmentally appropriate for youths, there are minor wording differences in a few questions between the adult and youth modules. A person was defined as having had a lifetime MDE if he or she had five or more of nine symptoms for MDE in the same 2-week period in his or her lifetime, in which at least one of the symptoms was a depressed mood or loss of interest or pleasure in daily activities. A person was defined as having MDE in the past year if he or she had a lifetime MDE and a period of time in the past 12 months when he or she felt depressed or lost interest or pleasure in daily activities for 2 weeks or longer, while also having some of the other symptoms for lifetime MDE.

When the depression modules were first introduced in 2004, all youth respondents, but only half of adult respondents, received the questions because of a split-sample design. Further details on the 2004 split sample are provided in Appendix A of the 2004 national findings report (Office of Applied Studies [OAS], 2005b). Starting with the 2005 NSDUH, all youth and adult respondents received the questions in their respective depression modules. In the 2008 NSDUH, the adult mental health module was updated. This module precedes the adult depression module in the questionnaire which remained unchanged. In this revised 2008 mental health module, the K6 questions on nonspecific psychological distress were asked about two reference periods, the past 30 days and the month in the past 12 months when the distress was the worst. In addition, adult respondents were administered the mental health module through a split-sample design consisting of one of two impairment scales, an abbreviated World Health Organization Disability Assessment Schedule (WHODAS) or the Sheehan Disability Scale (SDS), to measure impairment due to emotions, nerves, or mental health. See the 2008 Recoded Mental Health Variable Documentation codebook appendix for further details. Starting in 2009, the split sample was removed, and the CAI instrument included only the WHODAS questions.

These changes and the fact that this revised mental health module precedes the adult depression module within the questionnaire could have influenced the adult respondent's answers to subsequent depression-related items. This type of influence is referred to as a context effect. A detailed analysis was conducted to examine potential context effects on MDE variables based on the changes in the mental health module. It was determined that MDE estimates for adults aged 18 or older from 2008 could not be compared with the 2007 and prior year estimates. Two subsamples (i.e., WHODAS and SDS) also were examined to determine whether the MDE data from the two 2008 subsamples were comparable. Because of differences in MDE estimates between the two samples, combining the SDS and WHODAS half-samples to produce an overall 2008 adult MDE estimate is not recommended. This applies to all adult MDE-related estimates (treatment/counseling for MDE, MDE-related impairment, etc.). Therefore, given the potential for comparability issues and to facilitate future trend analysis, only the WHODAS half-sample (MHSAMP08=1) is used for 2008 adult MDE estimation in the 2008 detailed tables (OAS, 2009a). See Appendix B, Section B.4.7, in the 2008 national findings report (OAS, 2009b) for further details on the decisions on the 2008 analyses.

Starting with the 2009 NSDUH, the mental health module included only the WHODAS questions; therefore, the estimates for adult MDE from 2009 onward can be compared with the WHODAS half-sample from 2008. See Appendix B, Section B.4.2, in the 2009 mental health findings report (Center for Behavioral Health Statistics and Quality [CBHSQ], 2010b) for details on the 2009 analyses.

In order to be able to use the full sample of 2008 data and also to make adult MDE comparisons across survey years starting with 2005 and continuing through 2008 and later years, adjusted versions of only adult past year MDE (AJAMDEYR) and adult lifetime MDE (AJAMDELT) variables were created retroactively for the years 2005 through 2008. These variables were adjusted to make MDE estimates from the SDS half-sample in 2008 and all adult respondents for 2005 through 2007 comparable with the MDE estimates based on the WHODAS half-sample in 2008 and all adult respondents in later years. More information about how the statistically adjusted adult MDE analysis variables were created can be found in the 2005-2008 codebooks and in the report describing these adjustments (Aldworth, Kott, Yu, Mosquin, & Barnett-Walker, 2012).

In 2009, changes were made to the youth mental health service utilization questions that preceded the questions about youth depression. These changes included the replacement of five questions that asked about receipt of special education services and school counseling and time spent in jail or foster care with questions that asked about receipt of mental health services in the education and justice system sectors. The presence of new items could have influenced how youths responded to the youth depression questions and therefore the estimates of youth MDE. An analysis was performed that showed these questionnaire changes in 2009 did not appear to affect the estimates of youth MDE. Therefore, it is possible to assess trends for past year MDE from 2004 to 2014 for youths aged 12 to 17 without the need for adjusted variables. For more information on the 2009 youth analyses results, see Appendix B, Section B.4.2, in the 2009 mental health findings report (CBHSQ, 2010b).

Naming Conventions

In the 2004-2007 NSDUHs, MDE data from both the adult and youth modules were used to create single, combined recoded lifetime (MDELT) and past year MDE (MDEYR) variables, even though adult and youth data were not comparable because of wording differences between the modules. In the 2004-2007 detailed tables, analyses using combined variables were subset to the age group of interest to present estimates separately for adults and youths (OAS, 2005a; 2006; 2007; 2008). Note that in the 2004 detailed tables only, estimates were also presented for adults and youths combined, but producing combined estimates is no longer recommended.

Starting with the 2008 NSDUH, the MDE variables were renamed, and a separate set of variables was created each for adults and for youths. The new variable names have continued to be used in the 2014 NSDUH. Under the new naming convention, adult MDE variables begin with "A" and youth MDE variables begin with "Y" (e.g., AMDEYR, YMDEYR). The youth MDE with impairment variable (MDEIMPY) does not follow this naming convention. Variables where youth and adult data were not combined into a single variable prior to 2008 were not renamed for youths (i.e., YSDSHOME, YSDSWRK, YSDSREL, YSDSSOC, YSDSOVRL, and MDEIMPY), since there was no change in variable construction or comparability. In addition, prior to 2008, the combined set of MDE variables was located in the Recoded Adult and Adolescent Depression section of the codebook. Currently, all adult and youth MDE variables are now located in either the Recoded Adult Depression or Recoded Adolescent Depression sections, respectively.

For adults, the new variable names denoted a break in the trend for the estimates due to the context effects noted earlier. To address the break in the trend, an adjustment was applied to the 2005-2008 adult MDE data, and the resulting new variables were retroactively added to the respective data files. These adjusted adult MDE variables begin with the abbreviation "AJ" for "adjusted" (i.e., AJAMDEYR, AJAMDELT). With the addition of the adjusted adult MDE variables, the documentation for the existing adult MDE variables was retroactively revised to refer to the existing variables as unadjusted adult MDE variables. In summary, for adults, the new variable names indicated that the MDE data from 2008 or later should not be compared or combined with unadjusted variables from 2004 to 2007. However, adjusted variables were later added for 2005 through 2008 to allow comparisons across years from 2005 onward. Adjusted adult MDE variables are not available for 2004. The adjusted variables for 2005 through 2008 can be renamed to match the adult past year MDE (AMDEYR) and adult lifetime MDE (AMDELT) variables for 2009 and subsequent years to produce comparable estimates across years, as seen in the 2014 mental health detailed tables (CBHSQ, 2015).

Comparability

New variable names indicate changes that may or may not impact comparability with prior years. As described above, the 2008 adult MDE estimates are not considered comparable with 2007 and prior years. For youths, despite the new variable names, the MDE data from 2008 or later can be compared or combined with MDE data from 2004 to 2007 since there was no change to the youth modules. But in order to do so, either the original or new set of youth MDE variables should be renamed to match the other so that the data can be combined. See the 2008 Recoded Depression Variable Documentation codebook appendix for sample code on how to

rename the 2008 or later survey year variables back to prior year names. In addition, a summary of variable names and comparability across years is presented in Table 1 for both adult and youth lifetime and past year MDE. All variables in a column are comparable for the time periods specified despite nonidentical variable names.

Table 1. Lifetime and Past Year Major Depressive Episode (MDE) Variable Comparability: 2004 NSDUH and Later Survey Years

NSDUH Survey Year	Adult MDE			Youth MDE
	Comparable Variables 2004-2007	Comparable Variables 2008 and Later Years Unadjusted Data	Comparable Variables 2005 and Later Years Adjusted Data	Comparable Variables 2004 and Later Years
2004	MDELT, MDEYR ¹			MDELT, MDEYR ¹
2005-2007	MDELT, MDEYR ¹		AJAMDELT, AJAMDEYR	MDELT, MDEYR ¹
2008		AMDELT, AMDEYR ²	AJAMDELT, AJAMDEYR	YMDELT, YMDEYR
2009 and Later Years		AMDELT, AMDEYR	AMDELT, AMDEYR	YMDELT, YMDEYR

NOTE: All the variables within the same column are comparable across years, once the variables have been renamed to match.

¹ To use these lifetime and past year MDE variables in comparisons, the data must be subset to adults or youths depending on the analysis of interest. Presenting estimates using combined adult and youth data is not recommended due to wording differences between the adult and youth modules.

² To use these lifetime and past year MDE variables in comparisons, the data must be subset to the WHODAS subsample (MHSAMP08=1).

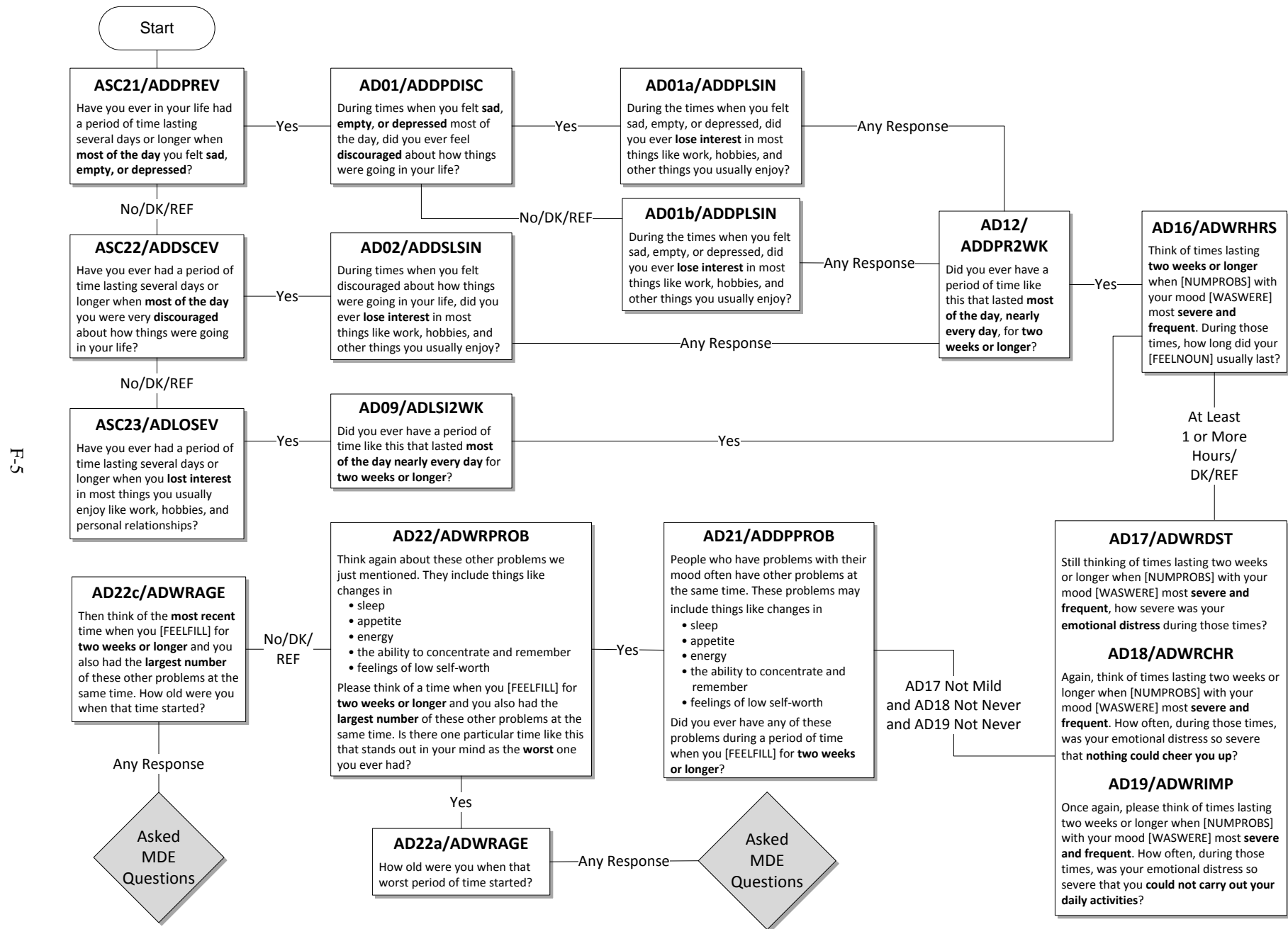
Source: SAMHSA, Center for Behavioral Health Statistics and Quality (formerly Office of Applied Studies), National Survey on Drug Use and Health, 2004 and later.

MDE Variable Specifications

In the adult and youth depression modules of the NSDUH, respondents were asked a series of introductory questions to determine whether they had a worst period of time where they experienced feeling sad, empty, depressed, discouraged, or a loss of interest. If a respondent fit certain criteria based on the routing logic found in these introductory questions, then they were asked the questions related to the nine attributes (symptoms) of MDE. In order to demonstrate which respondents were actually asked the MDE attributes questions based on these introductory questions, a flowchart using the adult questions is included as Figure 1. These introductory questions in addition to the questions related to the nine attributes associated with MDE (see below) were used to score MDE.

This appendix includes information used for adults to define the lifetime adult MDE variable (AMDELT), the adult past year MDE variable (AMDEYR), and the adult impairment recodes, all of which are found in the Recoded Adult Depression section of the codebook. Similar questions were asked of youth respondents and used to define similar youth MDE variables found in the Recoded Adolescent Depression section but are not specifically defined in this appendix. The questions shown in the flowchart and the documentation below refer to the adult depression-associated question indicator from the CAI instrument specifications followed by the corresponding edited variable name to assist users in mapping the information back to the CAI.

Figure 1. Routing Logic Prior to Adult Major Depressive Episode (MDE) Attribute Questions



The questions below showing the nine attributes of MDE refer to the worst period of time the respondent has had that stood out in his or her mind; or, if he or she did not recall a worst period of time, the questions refer to the most recent period of time when the respondent experienced any or all of the following: sadness, discouragement, or lack of interest in most things. These questions were asked once an adult respondent was routed through the CAI as indicated in the flowchart above. **It should be noted that no exclusions were made for MDE caused by medical illness, bereavement, or substance use disorders.**

During that [worst/most recent] period of time...

1. Depressed mood most of the day

- a. ... did you feel sad, empty, or depressed **most of the day nearly every day**? (AD24A/ADWRDEPR)
- b. ... did you feel discouraged about how things were going in your life **most of the day nearly every day**? (AD24C/ADWRDISC)

A respondent was assigned a positive response to this symptom (D_MDEA1/AD_MDEA1=1) if he or she answered yes to either of the above questions.

2. Markedly diminished interest or pleasure in all or almost all activities most of the day

- a. ... did you lose interest in almost all things like work and hobbies and things you like to do for fun? (AD24E/ADWRLSIN)
- b. ... did you lose the ability to take pleasure in having good things happen to you, like winning something or being praised or complimented? (AD24F/ADWRPLSR)

A respondent was assigned a positive response to this symptom (D_MDEA2/AD_MDEA2=1) if he or she answered yes to either of the above questions.

3. Weight

- a. Did you have a much smaller appetite than usual nearly every day during that time? (AD26A/ADWRELES)
- b. Did you have a much **larger** appetite than usual nearly every day? (AD26B/ADWREMOR)
- c. Did you gain weight without trying to during that [worst/most recent] period of time? (AD26C/ADWRGAIN)
 - i. ... because you were growing? (AD26C1/ADWRGROW)
 - ii. ... because you were pregnant? (AD26C2/ADWRPREG)
- d. How many pounds did you gain? (AD26D/ADWRGNL2)
- e. Did you **lose** weight without trying to? (AD26E/ADWRLOSE)
 - i. ... because you were sick or on a diet? (AD26E1/ADWRDIET)
- f. How many pounds did you lose? (AD26F/ADWRLSL2)

A respondent was assigned a positive response to this symptom (D_MDEA3/AD_MDEA3=1) if he or she answered yes to questions 'a' or 'b' above, or the

answer to either question 'd' or 'f' was greater than or equal to 10. (Note that 'd' was only asked if 'c_i' and 'c_{ii}' were not 'yes,' and 'f' was only asked if 'e_i' was not 'yes'.')

4. Insomnia or hypersomnia

- a. Did you have a lot more trouble than usual falling asleep, staying asleep, or waking too early nearly every night during that [worst/most recent] period of time?
(AD26G/ADWRSLEP)
- b. During that [worst/most recent] period of time, did you sleep a lot more than usual nearly every night? (AD26H/ADWRSMOR)

A respondent was assigned a positive response to this symptom
(D_MDEA4/AD_MDEA4=1) if he or she answered yes to either of the above questions.

5. Psychomotor agitation or retardation

- a. Did you talk or move more slowly than is normal for you nearly every day?
(AD26L/ADWRSLOW)
 - i. (if AD26L=1) Did anyone else notice that you were talking or moving slowly?
(AD26M/ADWRSLNO)
- b. Were you so restless or jittery nearly every day that you paced up and down or couldn't sit still? (AD26N/ADWRJITT)
 - i. (if AD26N=1) Did anyone else notice that you were restless?
(AD26O/ADWRJINO)

A respondent was assigned a positive response to this symptom
(D_MDEA5/AD_MDEA5=1) if he or she answered yes to either of the above 'a_i' or 'b_i' questions. (Note that 'a_i' was only asked if 'a' was 'yes' and 'b_i' was only asked if 'b' was 'yes'.')

6. Fatigue or loss of energy

- a. During that [worst/most recent] period of time, did you feel tired or low in energy nearly every day, even when you had not been working very hard? (AD26J/ADWRENRG)

A respondent was assigned a positive response to this symptom
(D_MDEA6/AD_MDEA6=1) if he or she answered yes to the above question.

7. Feelings of worthlessness

- a. Did you feel that you were not as good as other people nearly every day?
(AD26U/ADWRNOGD)
 - i. (if AD26U=1) Did you feel totally worthless nearly every day?
(AD26V/ADWRWRTH)

A respondent was assigned a positive response to this symptom
(D_MDEA7/AD_MDEA7=1) if he or she answered yes to question 'a_i.' (Note that 'a_i' was only asked if 'a' was 'yes'.')

8. Diminished ability to think or concentrate or indecisiveness

- a. During that [worst/most recent] time period, did your thoughts come much more slowly than usual or seem confused nearly every day? (AD26P/ADWRTHOT)
- b. Did you have a lot more trouble concentrating than usual nearly every day? (AD26R/ADWRCONC)
- c. Were you unable to make decisions about things you ordinarily have no trouble deciding about? (AD26S/ADWRDCSN)

A respondent was assigned a positive response to this symptom (D_MDEA8/AD_MDEA8=1) if he or she answered yes to any of the above questions.

9. Recurrent thoughts of death or recurrent suicide ideation

- a. Did you often think about death, either your own, someone else's, or death in general? (AD26AA/ADWRDLOT)
- b. During that period, did you ever think it would be better if you were dead? (AD26BB/ADWRDBTR)
- c. Did you think about committing suicide? (AD26CC/ADWRSTHK)
 - i. (if AD26CC=1) Did you make a suicide plan? (AD26DD/ADWRSPLN)
 - ii. (if AD16CC=1) Did you make a suicide attempt? (AD26EE/ADWRSATP)

A respondent was assigned a positive response to this symptom (D_MDEA9/AD_MDEA9=1) if he or she answered yes to any of the above questions.

Respondents were classified with lifetime MDE (AMDELT=1 for adults) if they had at least five of the nine above attributes (DSMMDEA2/ADSMMDEA=1 for adults). Respondents were classified with not having lifetime MDE (AMDELT=2 for adults) if they met either of these conditions:

1. Reported experiencing fewer than five out of the nine criteria used to define an adult as having had MDE in their lifetime (DSMMDEA2ADSMMDEA=2).
2. If the number of criteria is unknown (DSMMDEA2/ADSMMDEA=98) and the respondent reported at least one of the following:
 - I. Never having had a period of time lasting several days or longer when felt sad, empty, or depressed (ASC21/ADDPREV=2), discouraged about how things were going in life (ASC22/ADDSCREV=2), and lost interest in most things usually enjoyable (ASC23/ADLOSEV=2).
 - II. Experienced the feelings in (I), but they did not last most of the day, nearly every day for two weeks or longer (AD09/ADLSI2WK=2) or (AD12/ADDP2WK=2).
 - III. Experienced the feelings in (I) most of the day, nearly every day for two weeks or longer, but the feelings lasted less than an hour when mood was most severe and frequent (AD16/ADWRHRS=1).
 - IV. Experienced the feelings in (I) most of the day, nearly every day for two weeks or longer for at least an hour during those times when mood was most severe and frequent, but emotional distress was mild (AD17/ADWRDST=1),

there was never a time when emotional distress was so severe that you could not be cheered up (AD18/ADWRCHR=4), and there was never a time when you emotional distress was so severe that you could not carry out your daily activities (AD19/ADWRIMP=4).

- V. Experienced the feelings in (I) most of the day, nearly every day for two weeks or longer for at least an hour and the severe distress were more than mild or at some point could not be cheered up or could not carry out daily activities, but never had any other problems during those weeks, such as changes in sleep, appetite, energy, the ability to concentrate and remember, or feelings of low self-worth (AD21/ADDPPROB=2).

Respondents who were classified with lifetime MDE (AMDELT=1 for adults and YMDELT=1 for youths) and who reported that during the past 12 months they had a period of depression lasting 2 weeks or longer, while also having some of the other symptoms mentioned (ADPB2WK=1 for adults and YOPB2WK=1 for youths), were classified as having past year depression (AMDEYR=1 for adults and YMDEYR=1 for youths). Respondents with no lifetime MDE (AMDELT=2 for adults or YMDELT=1 for youths) or respondents with lifetime MDE (AMDELT=1 for adults and YMDELT=1 for youths) but no period of depression lasting 2 weeks or longer while having other symptoms (ADPB2WK=2 for adults or YOPB2WK=2 for youths) were defined as not having past year MDE (AMDEYR=2 for adults or YMDEYR=2 for youths).

Otherwise, respondents were classified as missing for lifetime or past year MDE if they had unknown depression information and/or they were aged 12 to 17 (for adults) or aged 18 or older (for youth).

Respondents with lifetime MDE and respondents with recurrent thoughts of death or recurrent suicide ideation (D_MDEA9/AD_MDEA9=1 for adults and D_MDEA9Y/YO_MDEA9=1 for youths), regardless of MDE classification, were guided through the remainder of the depression module. Note that because of this second criterion, variables for treatment of depression may have values for respondents who were not classified as having lifetime MDE. If the subpopulation of interest is respondents with lifetime MDE or past year MDE, these restrictions should be implemented in the analysis using the appropriate variables. Users who are interested in the suicide ideation data¹ from the depression modules should also be aware of the routing logic shown in Figure 1 because only a subset of respondents are asked the suicide-related questions.

MDE with Severe Impairment Variable Specifications

Respondents defined as having had MDE in the past year were then asked questions from the SDS to measure the level of functional impairment in major life activities reported to be caused by the MDE in the past 12 months (Leon, Olfson, Portera, Farber, & Sheehan, 1997).

The questions pertaining to the four domains are shown below with their associated question indicator from the CAI specifications as well as the edited variable name in parentheses

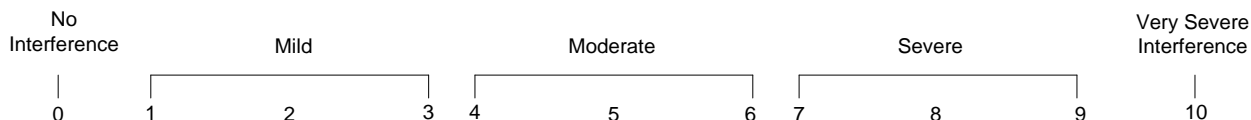
¹ The suicide estimates presented in the 2014 mental health detailed tables (CBHSQ, 2015) are from the mental health module data, not the depression suicide module data.

for both adults and youths. The SDS measures mental health-related impairment in four major life activities or role domains. These four domains are defined separately for adults aged 18 or older and youths aged 12 to 17 to reflect the different roles associated with the two age groups. Each module consists of four questions that are assessed on a 0 to 10 visual analog scale with categories of "no interference" (0), "mild" (1-3), "moderate" (4-6), "severe" (7-9), and "very severe" (10).

Adult Depression Module: Functional Impairment

AD66a Think about the time in the past 12 months when these problems with your mood were **most severe**.

Using the 0 to 10 scale shown below, where 0 means **no** interference and 10 means very **severe** interference, select the number that describes how much these problems interfered with your **ability to do** each of the following activities during that period. You can use any number between 0 and 10 to answer.



How much did your [depression symptoms] interfere with your **ability to do home management tasks**, like cleaning, shopping, and working around the house, apartment, or yard? (ADPSHMG)

AD66b During the time in the past 12 months when your [depression symptoms] were most severe, how much did this interfere with your **ability to work**? (ADPSWORK)

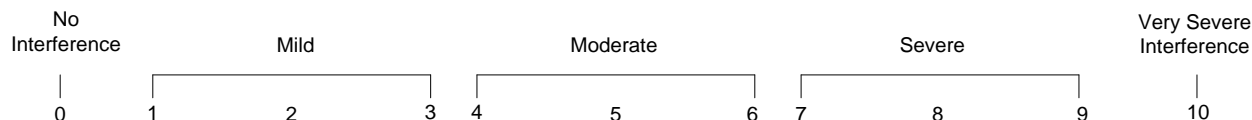
AD66c How much did your [depression symptoms] interfere with your **ability to form and maintain close relationships** with other people during that period of time? (ADPSRELS)

AD66d How much did [depression symptoms] interfere with your **ability to have a social life** during that period of time? (ADPSSOC)

Adolescent Depression Module: Functional Impairment

YD66a Think about the time in the past 12 months when these problems with your mood were the **worst**.

Using the 0 to 10 scale shown below, where 0 means **no** problems and 10 means very **severe** problems, select the number that describes how much your [depression symptoms] caused problems with your **ability to do** each of the following activities during that time. You can use any number between 0 and 10 to answer.



How much did your [depression symptoms] cause problems with your **chores at home?** (YOPSHMGT)

YD66b During the time in the past 12 months when your [depression symptoms] were worst, how much did this cause problems with your **ability to do well at school or work?** (YOPSWORK)

YD66c How much did your [depression symptoms] cause problems with your **ability to get along with your family** during that time? (YOPSRELS)

YD66d How much did your [depression symptoms] cause problems with your **ability to have a social life** during that time? (YOPSSOC)

The four SDS role domain variables were recoded so that no interference=1, mild=2, moderate=3, severe=4, and very severe=5. A maximum impairment score (ASDSOVL2 for adults and YSDSOVRL for youths) was then defined as the single highest severity level of role impairment across all four SDS role domains. Ratings greater than or equal to 7 on the original SDS scale (ASDSOVL2 or YSDSOVRL=4, 5) were considered severe impairment. Respondents were classified as missing if they had unknown impairment information for all four SDS domain variables, were not asked the question due to routing logic, and/or they were aged 12 to 17 (for adults) or aged 18 or older (for youths).

Estimates for past year MDE with severe impairment (AMDEIMP=1 for adults and MDEIMPY=1 for youths) are presented for 2009 to 2014 for adults and for 2006 to 2014 for youths in the 2014 mental health detailed tables (CBHSQ, 2015). The adult MDE with severe impairment variable is not comparable with NSDUH data prior to 2008 for the reasons discussed previously. Youth MDE with severe impairment data are comparable from 2006 onward.

Weights

Analyses on unadjusted 2008 data that include only adults from the WHODAS half-sample (subset to MHSAMP08=1), such as the 2008 adult MDE analyses in the 2008 detailed tables (OAS, 2009a) or in the 2009 mental health detailed tables (CBHSQ, 2010a), should be weighted by an alternate analysis weight (MHSAWT_C). (Note that 2008 analyses including only adults from the SDS half-sample [subset to MHSAMP08=2] should also be weighted by MHSAWT_C.) This weight has been poststratified so that each of the half-samples is separately representative of the civilian, noninstitutionalized population aged 18 or older. Generating 2008 adult MDE estimates using the entire unadjusted adult sample (both WHODAS and SDS half-samples) is not recommended. To compare or combine 2008 unadjusted adult MDE (using only the WHODAS subsample) and 2009-2014 adult MDE data, users should create a new weight variable that takes on the value of MHSAWT_C for 2008 respondents and the value of ANALWT_C for 2009-2014 respondents. When doing this, users should restrict the unadjusted 2008 data to MHSAMP08=1 since the 2009-2014 NSDUHs use WHODAS questions and are

comparable with only the 2008 WHODAS half-sample. The standard analysis weight (ANALWT_C) should be used for MDE analyses that include either the entire youth sample (i.e., any year) or adult sample (i.e., 2009 through 2014), such as those in the 2014 mental health detailed tables.

To analyze the 2005-2008 adjusted adult MDE variables in conjunction with the 2009-2014 adult MDE variables (e.g., the MDE multiyear trend analyses published in the 2014 mental health detailed tables [CBHSQ, 2015]), the standard analysis weight (ANALWT_C) should be used across all years.

Furthermore, when creating estimates based on more than a single year of data, the appropriate weight for each year should be divided by the number of years of data that are combined to correctly estimate weighted population totals. For example, if a user combines 2008-2014 data to generate an annual average using the unadjusted adult MDE data, the new weight previously described should be divided by 7.

References

- Aldworth, J., Kott, P., Yu, F., Mosquin, P., & Barnett-Walker, K. (2012). Analysis of effects of 2008 NSDUH questionnaire changes: Methods to adjust adult MDE and SPD estimates and to estimate SMI in the 2005-2009 surveys. In *2010 National Survey on Drug Use and Health: Methodological resource book* (Section 16b, prepared for the Substance Abuse and Mental Health Services Administration, Contract No. HHSS283200800004C, RTI/0211838.108.006.024). Retrieved from <http://www.samhsa.gov/data/>
- American Psychiatric Association. (1994). *Diagnostic and statistical manual of mental disorders* (4th ed.). Washington, DC: American Psychiatric Association.
- Center for Behavioral Health Statistics and Quality. (2010a). *Results from the 2009 National Survey on Drug Use and Health: Mental health detailed tables*. Retrieved from <http://media.samhsa.gov/data/>
- Center for Behavioral Health Statistics and Quality. (2010b). *Results from the 2009 National Survey on Drug Use and Health: Mental health findings* (HHS Publication No. SMA 10-4609, NSDUH Series H-39). Rockville, MD: Substance Abuse and Mental Health Services Administration. Retrieved from <http://media.samhsa.gov/data/>
- Center for Behavioral Health Statistics and Quality. (2015). *Results from the 2014 National Survey on Drug Use and Health: Mental health detailed tables*. Retrieved from <http://www.samhsa.gov/data/>
- Harvard School of Medicine. (2005). *Home page: National Comorbidity Survey (NCS)*. [Web page]. Retrieved June 28, 2008, from <http://www.hcp.med.harvard.edu/ncs/>
- Leon, A. C., Olfson, M., Portera, L., Farber, L., & Sheehan, D. V. (1997). Assessing psychiatric impairment in primary care with the Sheehan Disability Scale. *International Journal of Psychiatry in Medicine*, 27(2), 93-105.
- Office of Applied Studies. (2005a). *Results from the 2004 National Survey on Drug Use and Health: Detailed tables*. Retrieved from <http://media.samhsa.gov/data/>
- Office of Applied Studies. (2005b). *Results from the 2004 National Survey on Drug Use and Health: National findings* (DHHS Publication No. SMA 05-4062, NSDUH Series H-28). Rockville, MD: Substance Abuse and Mental Health Services Administration. Retrieved from <http://media.samhsa.gov/data/>
- Office of Applied Studies. (2006). *Results from the 2005 National Survey on Drug Use and Health: Detailed tables*. Retrieved from <http://media.samhsa.gov/data/>
- Office of Applied Studies. (2007). *Results from the 2006 National Survey on Drug Use and Health: Detailed tables*. Retrieved from <http://media.samhsa.gov/data/>
- Office of Applied Studies. (2008). *Results from the 2007 National Survey on Drug Use and Health: Detailed tables*. Retrieved from <http://media.samhsa.gov/data/>

Office of Applied Studies. (2009a). *Results from the 2008 National Survey on Drug Use and Health: Detailed tables*. Retrieved from <http://media.samhsa.gov/data/>

Office of Applied Studies. (2009b). *Results from the 2008 National Survey on Drug Use and Health: National findings* (HHS Publication No. SMA 09-4434, NSDUH Series H-36). Rockville, MD: Substance Abuse and Mental Health Services Administration. Retrieved from <http://media.samhsa.gov/data/>

APPENDIX G

Occupational Classification System for PUF Recodes

2003

Census Occupation category
Code

1 Executive/Admin/Managerial/Financial

Chief Executives
General and Operations Managers
Legislators
Advertising and Promotions Managers
Marketing and Sales Managers
Public Relations Managers
Administrative Services Managers
Computer and Information Systems Managers
Financial Managers
Human Resources Managers
Industrial Production Managers
Purchasing Managers
Transportation, Storage, and Distribution Managers
Farm, Ranch, and Other Agricultural Managers
Farmers and Ranchers
Construction Managers
Education Administrators
Engineering Managers
Food Service Managers
Funeral Directors
Gaming Managers
Lodging Managers
Medical and Health Services Managers
Natural Sciences Managers
Postmasters and Mail Superintendents
Property, Real Estate, and Community Association Managers
Social and Community Service Managers
Managers, All Other

Agents and Business Managers of Artists, Performers, and Athletes
Purchasing Agents and Buyers, Farm Products
Wholesale and Retail Buyers, Except Farm Products
Purchasing Agents, Except Wholesale, Retail, and Farm Products
Claims Adjusters, Appraisers, Examiners, and Investigators
Compliance Officers, Except Agriculture, Constructions, Health and Safety, and Transportation
Cost Estimators
Human Resources, Training, and Labor Relations Specialists
Logisticians
Management Analysts
Meeting and Convention Planners
Other Business Operations Specialists

Accountants and Auditors
Appraisers and Assessors of Real Estate
Budget Analysts
Credit Analysts
Financial Analysts
Personal Finance Advisors
Insurance Underwriters
Financial Examiners
Loan Counselors and Officers
Tax Examiners, Collectors, and Revenue Agents
Tax Preparers
Financial Specialists, All Other

2 Professional (not Educ/Entertain/Media)

Computer Scientists and Systems Analysts
Computer Programmers
Computer Software Engineers
Computer Support Specialists
Database Administrators
Network and Computer Systems Administrators
Network Systems and Data Communications Analysts
Actuaries
Mathematicians
Operations Research Analysts
Statisticians
Miscellaneous Mathematical Occupations

Architects, Except Naval
Surveyors, Cartographers, and Photogrammetrists
Aerospace Engineers
Agriculture Engineers
Biomedical Engineers
Chemical Engineers
Civil Engineers
Computer Hardware Engineers
Electrical and Electronics Engineers
Environmental Engineers
Industrial Engineers, Including Health and Safety
Marine Engineers and Naval Architects
Materials Engineers
Mechanical Engineers
Mining and Geological Engineers, Including Mining Safety Engineers
Nuclear Engineers
Petroleum Engineers
Engineers, All Other

Agricultural and Food Scientists
Biological Scientists
Conservation Scientists and Foresters
Medical Scientists
Astronomers and Physicists
Atmospheric and Space Scientists
Chemists and Materials Scientists
Environmental Scientists and Geoscientists
Physical Scientists, All Other

Economists
Market and Survey Researchers
Psychologists
Sociologists
Urban and Regional Planners
Miscellaneous Social Scientists and Related Workers

Counselors
Social Workers
Miscellaneous Community and Social Service Specialists
Clergy
Directors, Religious Activities and Education
Religious Workers, All Other

Lawyers
Judges, Magistrates, and Other Judicial Workers
Paralegals and Legal Assistants
Miscellaneous Legal Support Workers

2003**Census Occupation category
Code**

Chiropractors
Dentists
Dietitians and Nutritionists
Optometrists
Pharmacists
Physicians and Surgeons
Physician Assistants
Podiatrists
Registered Nurses
Audiologists
Occupational Therapists
Physical Therapists
Radiation Therapists
Recreational Therapists
Respiratory Therapists
Speech-Language Pathologists
Therapists, All Other
Veterinarians
Health Diagnosing and Treating Practitioners, All Other

3 Education and Related Occupations

Postsecondary Teachers
Preschool and Kindergarten Teachers
Elementary and Middle School Teachers
Secondary School Teachers
Special Education Teachers
Other Teachers and Instructors

Archivists, Curators, and Museum Technicians
Librarians
Library Technicians
Teacher Assistants
Other Education, Training, and Library Workers

4 Entertainers, Sports, Media, Communications

Artists and Related Workers
Designers
Actors
Producers and Directors
Athletes, Coaches, Umpires, and Related Workers
Dancers and Choreographers
Musicians, Singers, and Related Workers
Entertainers and Performers, Sports and Related Workers, All Other

Announcers
News Analysts, Reporters and Correspondents
Public Relations Specialists
Editors
Technical Writers
Writers and Authors
Miscellaneous Media and Communication Workers
Broadcast and Sound Engineering Technicians and Radio Operators
Photographers
Television, Video, and Motion Picture Camera Operators and Editors
Media and Communication Equipment Workers, All Other

5 Technicians and Related Support Occupations

Drafters
Engineering Technicians, Except Drafters

Surveying and Mapping Technicians

Agriculture and Foods Science Technicians
Biological Technicians
Chemical Technicians
Geological and Petroleum Technicians
Nuclear Technicians
Other Life, Physical, and Social Science Technicians

Clinical Laboratory Technologists and Technicians
Dental Hygienists
Diagnostic Related Technologists and Technicians
Emergency Medical Technicians and Paramedics
Health Diagnosing and Treating Practitioner Support Technicians
Licensed Practical and Licensed Vocational Nurses
Medical Records and Health Information Technicians
Opticians, Dispensing
Miscellaneous Health Technologists and Technicians
Other Healthcare Practitioners and Technical Occupations
Nursing, Psychiatric, and Home Health Aides
Occupational Therapist Assistants and Aides
Physical Therapist Assistants and Aides
Massage Therapists
Dental Assistants
Medical Assistants and Other Healthcare Support Occupations

6 Sales Occupations

First-Line Supervisors/Managers of Retail Sales Workers
First-Line Supervisors/Managers of Non-Retail Sales Workers
Cashiers
Counter and Rental Clerks
Parts Salespersons
Retail Salespersons
Advertising Sales Agents
Insurance Sales Agents
Securities, Commodities, and Financial Services Sales Agents
Travel Agents
Sales Representatives, Services, All Other
Sales Representatives, Wholesale and Manufacturing
Models, Demonstrators, and Product Promoters
Real Estate Brokers and Sales Agents
Sales Engineers
Telemarketers
Door-To-Door Sales Workers, News and Street Vendors, and Related Workers
Sales and Related Workers, All Other

7 Office and Administrative Support Workers

First-Line Supervisors/Managers of Office and Administrative Support Workers
Switchboard Operators, Including Answering Service
Telephone Operators
Communications Equipment Operators, All Other

2003

**Census Occupation category
Code**

Bill and Account Collectors
Billing and Posting Clerks and Machine Operators
Bookkeeping, Accounting, and Auditing Clerks
Gaming Cage Workers
Payroll and Timekeeping Clerks
Procurement Clerks
Tellers
Brokerage Clerks
Correspondence Clerks
Court, Municipal, and License Clerks
Credit Authorizers, Checkers, and Clerks
Customer Service Representatives
Eligibility Interviewers, Government Programs
File Clerks
Hotel, Motel, and Resort Desk Clerks
Interviewers, Except Eligibility and Loan
Library Assistants, Clerical
Loan Interviewers and Clerks
New Accounts Clerks
Order Clerks
Human Resources Assistants, Except Payroll and Timekeeping
Receptionists and Information Clerks
Reservation and Transportation Ticket Agents and Travel Clerks
Information and Record Clerks, All Other
Cargo and Freight Agents
Couriers and Messengers
Dispatchers
Meter Readers, Utilities
Postal Service Clerks
Postal Service Mail Carriers
Postal Service Mail Sorters, Processors, and Processing Machine Operators
Production, Planning, and Expediting Clerks
Shipping, Receiving, and Traffic Clerks
Stock Clerks and Order Fillers
Weighers, Measurers, Checkers, and Samplers, Recordkeeping
Secretaries and Administrative Assistants
Computer Operators
Data Entry Keyers
Word Processors and Typists
Desktop Publishers
Insurance Claims and Policy Processing Clerks
Mail Clerks and Mail Machine Operators, Except Postal Service
Office Clerks, General
Office Machine Operators, Except Computer
Proofreaders and Copy Markers
Statistical Assistants
Office and Administrative Support Workers, All Other

8 Protective Service Occupations

First-Line Supervisors/Managers of Correctional Officers
First-Line Supervisors/Managers of Police and Detectives
First-Line Supervisors/Managers of Fire Fighting and Prevention Workers
Supervisors, Protective Service Workers, All Other
Fire Fighters
Fire Inspectors
Bailiffs, Correctional Officers, and Jailers
Detectives and Criminal Investigators

Fish and Game Wardens
Parking Enforcement Workers
Police and Sheriff's Patrol Officers
Transit and Railroad Police
Animal Control Workers
Private Detectives and Investigators
Security Guards and Gaming Surveillance Officers
Crossing Guards
Lifeguards and Other Protective Service Workers
Armed Forces

9 Service Occupations, Except Protective

Chefs and Head Cooks
First-Line Supervisors/Managers of Food Preparation and Serving Workers
Cooks
Food Preparation Workers
Bartenders
Combined Food Preparation and Serving Workers, Including Fast Food
Counter Attendants, Cafeteria, Food Concession, and Coffee Shop
Waiters and Waitresses
Food Servers, Nonrestaurant
Dining Room and Cafeteria Attendants and Bartender Helpers
Dishwashers
Hosts and Hostesses, Restaurant, Lounge, and Coffee Shop
Food Preparation and Serving Related Workers, All Other

First-Line Supervisors/Managers of Housekeeping and Janitorial Workers
First-Line Supervisors/Managers of Landscaping, Lawn Service, and Groundskeeping
Janitors and Building Cleaners
Maids and Housekeeping Cleaners
Pest Control Workers
Grounds Maintenance Workers

First-Line Supervisors/Managers of Gaming Workers
First-Line Supervisors/Managers of Personal Service Workers
Animal Trainers
Nonfarm Animal Caretakers
Gaming Services Workers
Motion Picture Projectionists
Ushers, Lobby Attendants, and Ticket Takers
Miscellaneous Entertainment Attendants and Related Workers

Funeral Service Workers
Barbers
Hairdressers, Hairstylists, and Cosmetologists
Miscellaneous Personal Appearance Workers
Baggage Porters, Bellhops, and Concierges
Tour and Travel Guides
Transportation Attendants
Child Care Workers
Personal and Home Care Aides
Recreation and Fitness Workers
Residential Advisors
Personal Care and Service Workers, All Other

10 Farming/Fishing/Forestry Occupations

2003

Census Code Occupation category

First-Line Supervisors/Managers/Contractors of Farming, Fishing, and Forestry Workers
Agricultural Inspectors
Animal Breeders
Graders and Sorters, Agricultural Products
Other Agricultural Workers
Fishers and Related Fishing Workers
Hunters and Trappers
Forest and Conservation Workers
Logging Workers

11 Installation, Maintenance, and Repair Workers

First-Line Supervisors/Managers of Mechanics, Installers, and Repairers
Computer, Automated Teller, and Office Machine Repairers
Radio and Telecommunications Equipment Installers and Repairers
Avionics Technicians
Electric Motor, Power Tool, and Related Repairers
Electrical and Electronics Installers and Repairers, Transportation Equipment
Electrical and Electronics Repairers, Industrial and Utility
Electronic Equipment Installers and Repairers, Motor Vehicles
Electronic Home Entertainment Equipment Installers and Repairers
Security and Fire Alarm Systems Installers
Aircraft Mechanics and Service Technicians
Automotive Body and Related Repairers
Automotive Glass Installers and Repairers
Automotive Service Technicians and Mechanics
Bus and Truck Mechanics and Diesel Engine Specialists
Heavy Vehicle and Mobile Equipment Service Technicians and Mechanics
Small Engine Mechanics
Miscellaneous Vehicle and Mobile Equipment Mechanics, Installers, and Repairers
Control and Valve Installers and Repairers
Heating, Air Conditioning, and Refrigeration Mechanics and Installers
Home Appliance Repairers
Industrial and Refractory Machinery Mechanics
Maintenance and Repair Workers, General
Maintenance Workers, Machinery
Millwrights
Electrical Power-Line Installers and Repairers
Telecommunications Line Installers and Repairers
Precision Instrument and Equipment Repairers
Coin, Vending, and Amusement Machine Servicers and Repairers
Commercial Divers
Locksmiths and Safe Repairers
Manufactured Building and Mobile Home Installers
Riggers
Signal and Track Switch Repairers
Helpers – Installation, Maintenance, and Repair Workers
Other Installation, Maintenance, and Repair Workers

12 Construction Trades and Extraction Workers

First-Line Supervisor/Managers of Construction Trades and Extraction Workers

Boilermakers
Brickmasons, Blockmasons, and Stonemasons
Carpenters
Carpet, Floor, and Tile Installers and Finishers
Cement Masons, Concrete Finishers, and Terrazzo Workers
Construction Laborers
Paving, Surfacing, and Tamping Equipment Operations
Pile-Driver Operators
Operating Engineers and Other Construction Equipment Operators
Drywall Installers, Ceiling Tile Installers, and Tapers
Electricians
Glaziers
Insulation Workers
Painters, Construction and Maintenance
Paperhangers
Pipelayers, Plumbers, Pipefitters, and Steamfitters
Plasterers and Stucco Masons
Reinforcing Iron and Rebar Workers
Roofers
Sheet Metal Workers
Structural Iron and Steel Workers
Helpers, Construction Trades
Construction and Building Inspectors
Elevator Installers and Repairers
Fence Erectors
Hazardous Materials Removal Workers
Highway Maintenance Workers
Rail-Track Laying and Maintenance Equipment Operators
Septic Tank Servicers and Sewer Pipe Cleaners
Miscellaneous Constructions and Related Workers
Derrick, Rotary Drill, and Service Unit Operators, Oil, Gas, and Mining
Earth Drillers, Except Oil and Gas
Explosives Workers, Ordnance Handling Experts, and Blasters
Mining Machine Operators
Roof Bolters, Mining
Roustabouts, Oil and Gas
Helpers – Extraction Workers
Other Extraction Workers

13 Prod/Machinery/Setters/Operators/Tenders

First-Line Supervisors/Managers of Production and Operating Workers
Aircraft Structure, Surfaces, Rigging, and Systems Assemblers
Electrical, Electronics, and Electromechanical Assemblers
Engine and Other Machine Assemblers
Structural Metal Fabricators and Fitters
Miscellaneous Assemblers and Fabricators

Bakers
Butchers and Other Meat, Poultry, and Fish Processing Workers
Food and Tobacco Roasting, Baking, and Drying Machine Operators and Tenders
Food Batchmakers
Food Cooking Machine Operators and Tenders

Computer Control Programmers and Operators

2003

**Census Occupation category
Code**

Extruding and Drawing Machine Setters,
Operators, and Tenders, Metal and Plastic
Forging Machine Setters, Operators, and Tenders,
Metal and Plastic
Rolling Machine Setters, Operators, and Tenders,
Metal and Plastic
Cutting, Punching, and Press Machine Setters,
Operators, and Tenders, Metal and
Drilling and Boring Machine Tool Setters,
Operators, and Tenders, Metal and Plastic
Grinding, Lapping, Polishing, and Buffing Machine
Tool Setters, Operators, and Tenders, Metal and
Plastic
Lathe and Turning Machine Tool Setters,
Operators and Tenders, Metal and Plastic
Milling and Planing Machine Setters, Operators,
and Tenders, Metal and Plastic
Machinists
Metal Furnace and Kiln Operators and Tenders
Model Makers and Patternmakers, Metal and
Plastic
Molders and Molding Machine Setters, Operators,
and Tenders, Metal and Plastic
Multiple Machine Tool Setters, Operators, and
Tenders, Metal and Plastic
Tool and Die Makers
Welding, Soldering, and Brazing Workers
Heat Treating Equipment Setters, Operators, and
Tenders, Metal and Plastic
Lay-Out Workers, Metal and Plastic
Plating and Coating Machine Setters, Operators,
and Tenders, Metal and Plastic
Tool Grinders, Filers, and Sharpeners
Metalworkers and Plastic Workers, All Other
Bookbinders and Bindery Workers
Job Printers
Prepress Technicians and Workers
Printing Machine Operators
Laundry and Dry-Cleaning Workers
Pressers, Textile, Garment, and Related Materials
Sewing Machine Operator
Shoe and Leather Workers and Repairers
Shoe Machine Operators and Tenders
Tailors, Dressmakers, and Sewers
Textile Bleaching and Dyeing Machine Operators
and Tenders
Textile Cutting Machine Setters, Operators, and
Tenders
Textile Knitting and Weaving Machine Setters,
Operators, and Tenders
Textile Winding, Twisting, and Drawing Out
Machine Setters, Operators, and Tenders
Extruding and Forming Machine Setters,
Operators, and Tenders, Synthetic and Glass
Fibers
Fabric and Apparel Patternmakers
Upholsters
Textile, Apparel, and Furnishings Workers, All
Other
Cabinetmakers and Bench Carpenters
Furniture Finishers
Model Makers and Patternmakers, Wood
Sawing Machine Setters, Operators, and Tenders,
Wood
Woodworking Machine Setters, Operators, and
Tenders, Except Sawing
Woodworkers, All Other

Power Plant Operators
Stationary Engineers and Boiler Operators
Water and Liquid Waste Treatment Plant and
System Operators
Miscellaneous Plant and System
Chemical Processing Machine Setters, Operators,
and Tenders
Crushing, Grinding, Polishing, Mixing, and
Blending Workers
Cutting Workers
Extruding, Forming, Pressing, and Compacting
Machine Setters, Operators, and Tenders
Furnace, Kiln, Oven, Drier, and Kettle Operators
and Tenders
Inspectors, Testers, Sorters, Samplers, and
Weighers
Jewelers and Precious Stone and Metal Workers
Medical, Dental, and Ophthalmic Laboratory
Technicians
Packaging and Filling Machine Operators and
Tenders
Painting Workers
Photographic Process Workers and Processing
Machine Operators
Semiconductor Processors
Cementing and Gluing Machine Operators and
Tenders
Cleaning, Washing, and Metal Pickling Equipment
Operators and Tenders
Cooling and Freezing Equipment Operators and
Tenders
Etchers and Engravers
Molders, Shapers, and Casters, Except Metal and
Plastic
Paper Goods Machine Setters, Operators, and
Tenders
Tire Builders
Helpers – Production Workers
Production Workers, All Other

14 Transportation and Material Moving Workers

Supervisors, Transportation and Material Moving
Workers
Aircraft Pilots and Flight Engineers
Air Traffic Controllers and Airfield Operations
Specialists
Ambulance Drivers and Attendants, Except
Emergency Medical Technicians
Bus Drivers
Driver/Sales Workers and Truck Drivers
Taxi Drivers and Chauffeurs
Motor Vehicle Operators, All Other
Locomotive Engineers and Operators
Railroad Brake, Signal, and Switch Operators
Railroad Conductors and Yardmasters
Subway, Streetcar, and Other Rail Transportation
Workers
Sailors and Marine Oilers
Ship and Boat Captains and Operators
Ship Engineers
Bridge and Lock Tenders
Parking Lot Attendants
Service Station Attendants
Transportation Inspectors
Other Transportation Workers
Conveyor Operators and Tenders
Crane and Tower Operators

2003

Census Occupation category
Code

Dredge, Excavating, and Loading Machine
Operators
Hoist and Winch Operators
Industrial Truck and Tractor Operators
Cleaners of Vehicles and Equipment
Laborers and Freight, Stock, and Material Movers,
Hand
Machine Feeders and Offbearers
Packers and Packagers, Hand
Pumping Station Operators
Refuse and Recyclable Material Collectors
Shuttle Car Operators
Tank Car, Truck, and Ship Loaders
Material Moving Workers, All Other

APPENDIX H

Industry Classification System for PUF Recodes

2003

Census Industry category
Code

1 Agriculture, Forestry, Fishing and Hunting

Crop production
Animal production
Forestry except Logging
Logging
Fishing, hunting, and trapping
Support activities for agriculture and forestry

2 Mining

Oil and gas extraction
Coal mining
Metal ore mining
Nonmetallic mineral mining and quarrying
Not specified type of mining
Support activities for mining

3 Construction

Constructions (Includes the cleaning of buildings and dwellings is incidental during construction and immediately after construction)

4 Manufacturing, Nondurable Goods

Food Manufacturing
Animal food, grain and oilseed milling
Sugar and confectionery products
Fruit and vegetable preserving and specialty foods
Dairy products
Animal slaughtering and processing
Retail bakeries
Bakeries, except retail
Seafood and other miscellaneous food
Not specified food industries
Beverage and Tobacco Product Manufacturing
Beverage
Tobacco
Textile Mills and Textile Product Mills
Fiber, yarn, and thread mills
Fabric mills, except knitting
Textile and fabric finishing and coating mills
Carpets and rugs
Textile product mills except carpets and rugs
Apparel Manufacturing
Knitting mills
Cut and sew apparel
Apparel accessories and other apparel
Leather and Allied Product Manufacturing
Footwear
Leather tanning and products, except footwear
Paper Manufacturing
Pulp, paper, and paperboard mills
Paperboard containers and boxes
Miscellaneous paper and pulp products
Printing and Related Support Activities
Printing and related support activities
Petroleum and Coal Products Manufacturing
Petroleum refining
Miscellaneous petroleum and coal products
Chemical Manufacturing
Resin, synthetic rubber and fibers, and filaments
Agricultural chemicals
Pharmaceuticals and medicines
Paint, coating, and adhesives
Soap, cleaning compound, and cosmetics
Industrial and miscellaneous chemicals
Plastics and Rubber Product Manufacturing

2003

Census Industry category
Code

Plastics products
Tires
Rubber products, except tires

5 Manufacturing, Durable Goods

Nonmetallic Mineral Product Manufacturing
Pottery, ceramics, and related products
Structural clay products
Glass and glass products
Cement, concrete, lime, and gypsum products
Miscellaneous nonmetallic mineral products
Metal Industries
Iron and steel mills and steel products
Aluminum production and processing
Nonferrous metal, except aluminum, production and processing
Foundries
Metal forgings and stampings
Cutlery and hand tools
Structural metals, and tank and shipping containers
Machine shops; turned products; screws, nuts and bolts
Coating, engraving, heat treating and allied activities
Ordnance
Miscellaneous fabricated metal products
Not specified metal industries
Machinery Manufacturing
Agricultural implements
Construction mining and oil field machinery
Commercial and service industry machinery
Metalworking machinery
Engines, turbines, and power transmission equipment
Machinery
Not specified machinery
Computer and Electronic Product Manufacturing
Computer and peripheral equipment
Communications, audio, and video equipment
Navigational, measuring, electrometrical, and control instruments
Electronic components and products
Electrical Equipment, Appliances, and Component Manufacturing
Household appliances
Electrical machinery, equipment, and supplies
Transportation Equipment Manufacturing
Motor vehicles and motor vehicle equipment
Aircraft and parts
Aerospace products and parts
Railroad rolling stock
Ship and boat building
Other transportation equipment
Wood Products, including Furniture, Manufacturing
Sawmills and wood preservation
Veneer, plywood, and engineered wood products
Prefabricated wood buildings and mobile homes
Miscellaneous wood products
Furniture and fixtures
Miscellaneous Manufacturing
Medical equipment and supplies
Toys, amusement, and sporting goods
Miscellaneous manufacturing
Not specified industries

2003

**Census Industry category
Code**

6 Transportation and Utilities

Electric power generation, transmission and distribution
Natural gas distribution
Electric and gas, and other combinations
Water, steam, air conditioning, and irrigation systems
Sewage treatment facilities
Not specified utilities

Air transportation
Rail transportation
Water transportation
Truck transportation
Bus service and urban transit
Taxi and limousine service
Pipeline transportation
Scenic and sightseeing transportation
Services incidental to transportation
Postal Service
Couriers and messengers
Warehousing and storage

7 Information And Communication

Publishing Industries
Newspaper publishers
Publishing, except newspapers and software
Software publishing
Motion pictures and video industries
Sound recording industries
Broadcasting and Telecommunications
Radio and television broadcasting and cable
Internet and publishing and broadcasting
Wired telecommunications carriers
Other telecommunication services
Internet service providers
Data processing, hosting, and related services
Information Services and Data Processing Services
Libraries and archives
Other information services

8 Wholesale Trade, Durable Goods

Motor vehicles, parts and supplies
Furniture and home furnishing
Lumber and other construction materials
Professional and commercial equipment and supplies
Metals and minerals, except petroleum
Electrical goods
Hardware, plumbing and heating equipment, and supplies
Machinery, equipment, and supplies
Recyclable materials
Miscellaneous durable goods

9 Wholesale Trade, Nondurable Goods

Paper and paper products
Drugs, sundries, and chemical and allied products
Apparel, fabrics, and notions
Groceries and related products
Farm product raw materials
Petroleum and petroleum products
Alcoholic beverages

2003

**Census Industry category
Code**

Farm supplies
Miscellaneous nondurable goods
Wholesale electronic markets, agents, and brokers
Not specified trade

10 Retail Trade

Automobile dealers
Other motor vehicle dealers
Auto parts, accessories, and tire stores
Furniture and home furnishings stores
Household appliance stores
Radio, TV, and computer stores
Building material and supplies dealers
Hardware stores
Lawn and garden equipment and supplies stores
Grocery stores
Specialty food stores
Beer, wine, and liquor stores
Pharmacies and drug stores
Health and personal care, except drug
Gasoline stations
Clothing and accessories, except shoe
Shoe stores
Jewelry, luggage, and leather goods stores
Sporting goods, camera, and hobby and toy stores
Sewing, needlework and piece goods stores
Music stores
Book stores and news dealers
Department stores and Discount stores
Miscellaneous general merchandise stores
Retail florists
Office supplies and stationary stores
Used merchandise stores
Gift, novelty, and souvenir shops
Miscellaneous stores
Electronic shopping
Electronic auctions
Mail order houses
Vending machine operators
Fuel dealers
Other direct selling establishments
Not specified trade

11 Finance, Insurance, Real Estate, And Rental And Leasing

Finance and Insurance
Banking and related activities
Savings institutions, including credit unions
Non-depository credit and related activities
Securities, commodities, funds, trusts, and other financial investments
Insurance carriers and related activities
Real Estate and Rental and Leasing
Real estate
Automotive equipment rental and leasing
Video tape and disk rental
Other consumer goods rental
Commercial, industrial, and other intangible assets rental and leasing

12 Professional, Scientific, Management, Administrative, And Waste Management Services

Professional, Scientific, and Technical Services
Legal services

2003

**Census Industry category
Code**

Accounting, tax preparation, bookkeeping and payroll services
Architectural, engineering, and related services
Specialized design services
Computer systems design and related services
Management, scientific and technical consulting services
Scientific research and development services
Advertising and related services
Veterinary services
Other professional, scientific and technical services
Management, Administrative and Support, and Waste Management Services
Management of companies and enterprises
Employment services
Business support services
Travel arrangements and reservation services
Investigation and security services
Services to buildings and dwellings (except cleaning during construction and immediately after construction)
Landscaping services
Other administrative, and other support services
Waste management and remediation services

13 Educational, Health And Social Services

Educational Services
Elementary and secondary school
Colleges, including junior colleges, and universities
Business, technical, and trade schools and training
other schools, instruction and educational services
Health Care
Offices of physicians
Offices of dentists
Office of chiropractors
Offices of optometrists
Offices of other health practitioners
Outpatient care centers
Home health care services
Other health care services
Hospitals
Nursing care facilities
Residential care facilities, without nursing
Social Assistance
Individual and family services
Community food and housing, and emergency services
Vocational rehabilitation services
Child day care services

14 Arts, Entertainment, Recreation, Accommodations, and Food Services

Arts, Entertainment, and Recreation
Independent artists, performing arts, spectator sports and related industries
Museums, art galleries, historical sites, and similar institutions
Bowling centers
Other amusement, gambling, and recreation industries
Accommodations and Food Services
Traveler accommodation

2003

**Census Industry category
Code**

Recreational vehicle parks and camps, and rooming and boarding houses
Restaurants and other food services
Drinking places, alcohol beverages

15 Public Administration

Executive offices and legislative bodies
Public finance activities
Other general government and support
Justice, public order, and safety activities
Administration of human resource programs
Administration of environmental quality and housing programs
Administration of economic programs and space research
National security and international affairs
Armed Forces
CPS Special Codes
Problem Referral
Uncodable (includes Refused, Retired, reported Classified, or Not in Labor Force)
Active Duty Military (for Census and ACS)
U.S. Army
U.S. Air Force
U.S. Navy
U.S. Marines
U.S. Coast Guard
U.S. Armed Forces, Branch Not Specified
Military Reserves or National Guard

16 Other Services (Except Public Administration)

Repair and Maintenance
Automotive repair and maintenance
Car washes
Electronic and precision equipment repair and maintenance
Commercial and industrial machinery and equipment repair and maintenance
Personal and household goods repair and maintenance
Footwear and leather goods repair
Personal and Laundry Services
Barber shops
Beauty salons
Nail salons and other personal care services
Dry cleaning and laundry services
Funeral homes, cemeteries and crematories
Other personal services
Religious, Grantmaking, Civic, Business, and Similar Organizations
Religious organizations
Civic, social, advocacy organizations and grantmaking and giving services
Labor unions
Business, professional, political and similar organizations
Private Households

APPENDIX I

Key Mental Health Variables

This Key Mental Health Variables appendix provides several tables that list a set of the most commonly used mental health measures, their associated variable names, and their availability from 2002 to 2014 for the National Survey on Drug Use and Health (NSDUH). These tables also show whether there are comparable or adjusted measures available for the years indicated. Table 1 lists key mental health measures for youths aged 12 to 17, Table 2 lists key mental health measures for adults aged 18 or older, and Table 3 lists the mental health measures that have adjusted versions that allow for the comparisons of estimates across the years where changes were made. Because of such changes, this appendix is being provided as a guide in helping users with these commonly used mental health variables.

As noted above, this appendix only contains a subset of the mental health variables available. Groups of variables that are defined similarly may not all be included in the tables below. Examples of these groups are the variables for location of outpatient mental health treatment and the reason for not receiving mental health treatment, which are listed in Table 2. The variables for location where outpatient mental health treatment was received such as at a day hospital or treatment program (MHLDTMT3), at a school setting (MHLSCHL3), and other locations (MHLOTH3) are not specifically listed in Table 2 but are defined similarly to the variable for received outpatient mental health treatment from private therapist (MHLTHER3) and follow the same pattern of comparability. The variables for reasons for not receiving mental health treatment including fear of negative affect on job (MHRJOBS2), insurance does not cover treatment at all (MHRNCOV2), have no transportation to treatment or inconvenient (MHRTRAN2), and did not want others to find out (MHRFOUT2) are also not listed in Table 2 but follow the same comparability pattern as the variable for reason for not receiving mental health treatment because could not afford cost (MHRCOST2). This appendix is intended to be a guide to assist analysts in their use of mental health measures and does not include a full list of all mental health measures that are available.

There have been several mental health-related questionnaire and estimation changes that impact the comparability of mental health data over time. One such change made to the 2004 and 2008 questionnaires affected the mental health measures of serious psychological distress (SPD) and lifetime and past year major depressive episode (MDE). These changes resulted in noncomparable measures that caused breaks in the trends. Adjusted measures were created that allowed comparisons of estimates across the years where the changes were made. Refer to Aldworth, Kott, Yu, Mosquin, and Barnett-Walker (2012) for details on the adjusted measures, Appendix F, Recoded Depression Variable Documentation, for MDE details, and Appendix E, Recoded Mental Health Module Variable Documentation, for SPD details.

The NSDUH operational definition of serious mental illness (SMI) has also undergone some changes. In previously published 2002–2003 NSDUH reports, the K6 scale used for determining psychological distress was used to produce estimates that were termed "SMI," but in 2004, the estimate produced using the K6 was renamed "SPD." Starting in 2008, a new measure of SMI was produced that used a statistical model to predict mental illness based on a respondent's answers to the NSDUH K6 and World Health Organization Disability Assessment Schedule (WHODAS) questions. For more details on this new SMI measure, see Appendix B, Section B.4.3, in the 2009 mental health findings report (Center for Behavioral Health Statistics and Quality [CBHSQ], 2010). This model was revised to produce improved mental illness

estimates starting with the 2012 NSDUH. This updated 2012 model was then used to create revised comparable mental illness estimates for 2008 through 2011. For details on these mental illness revisions, see Appendix B, Section B.4.3, in the 2012 mental health findings report (CBHSQ, 2013). Because of this change, mental illness variables based on the 2012 model have been created from 2008 and later years. For more information on how mental illness variables were created and how to use these variables, see Appendix E, Recoded Mental Health Module Variable Documentation.

Table 1. Key Mental Health Measures for People Aged 12 to 17: 2002–2014

Mental Health Measure (Variable Name)	Years Available												
	2002	2003	2004	2005	2006	2007	2008	2009	2010	2011	2012	2013	2014
Lifetime MDE (MDELT, YMDELT)			*	*	*	*	X	X	X	X	X	X	X
Past Year MDE (MDEYR, YMDEYR)			*	*	*	*	X	X	X	X	X	X	X
MDE with Severe Role Impairment (MDEIMPY)					X	X	X	X	X	X	X	X	X
Received Treatment for MDE from MD in Past Year (TXMDEYR, YTXMDEYR)			*	*	*	*	X	X	X	X	X	X	X
Received Treatment for MDE from Prescription Drugs in Past Year (RXMDEYR, YRXMDEYR)			*	*	*	*	X	X	X	X	X	X	X
Received Treatment for MDE from Either MD or Prescription Drugs in Past Year (MDETXXR, YMDETXXR)			*	*	*	*	X	X	X	X	X	X	X
Received Treatment for MDE from Health Professional in Past Year (YHLTMDE) ¹			X	X	X	X	X	X	X	X	X	X	X
Received Treatment for MDE from Alternative Service Professional in Past Year (YALTMDE)									X	X	X	X	X
Received Treatment for MDE from Health Professional or Prescription Drugs in Past Year (YMDEHPRX) ¹			X	X	X	X	X	X	X	X	X	X	X
Received Treatment for MDE from Health Professional Only in Past Year (YMDEHPO) ¹			X	X	X	X	X	X	X	X	X	X	X
Received Treatment for MDE from Prescription Drugs Only, Not from Health Professional in Past Year (YMDERXO2) ¹			X	X	X	X	X	X	X	X	X	X	X
Received Treatment for MDE from Health Professional and Prescription Drugs in Past Year (YMDEHARX) ¹			X	X	X	X	X	X	X	X	X	X	X
Received Treatment for MDE from General Practitioner (DOCMDE, YDOCMDE)			*	*	*	*	X	X	X	X	X	X	X
Received Treatment for MDE from Other MD (OMDMDE, YOMDMDE)			*	*	*	*	X	X	X	X	X	X	X
Received Treatment for MDE from Psychologist (PSY1MDE, YPSY1MDE)			*	*	*	*	X	X	X	X	X	X	X
Received Treatment for MDE from Psychiatrist (PSY2MDE, YPSY2MDE)			*	*	*	*	X	X	X	X	X	X	X
Received Treatment for MDE from Social Worker (SOCMDE, YSOCMDE)			*	*	*	*	X	X	X	X	X	X	X
Received Treatment for MDE from Counselor (COUNMDE, YCOUNMDE)			*	*	*	*	X	X	X	X	X	X	X
Received Treatment for MDE from Other MH Professional (OMHMDE, YOMHMDE)			*	*	*	*	X	X	X	X	X	X	X

Table 1. Key Mental Health Measures for People Aged 12 to 17: 2002–2014 (continued)

Mental Health Measure (Variable Name)	Years Available												
	2002	2003	2004	2005	2006	2007	2008	2009	2010	2011	2012	2013	2014
Received Treatment for MDE from Nurse/Occupational Therapist (NURSMDE, YNURSMDE)			*	*	*	*	X	X	X	X	X	X	X
Received Treatment for MDE from Religious or Spiritual Advisor (RELMDE, YRELMDE)			*	*	*	*	X	X	X	X	X	X	X
Received Treatment for MDE from Another Healer (HBMDE, YHBMDE)			*	*	*	*	X	X	X	X	X	X	X
Received Treatment for MDE from Other Professional (OTHMDE, YOTHMDE)			*	*	*	*	X	X	X	X	X	X	X
(Revised) Received Treatment in Inpatient Specialty MH Setting (ANYMHIN2) ^{2,3}	X	X	X	X	X	X	X	X	X	X	X	X	X
Received Treatment in Outpatient Specialty MH Setting (ANYMHOUT)	X	X	X	X	X	X	X	X	X	X	X	X	X
(Revised) Received Treatment in Specialty MH Setting (ANYSMH2) ^{2,3}	X	X	X	X	X	X	X	X	X	X	X	X	X
Received Treatment in Nonspecialty MH Setting (ANYNSMH)								X	X	X	X	X	X
Received Treatment in Education Setting (ANYMHED, ANYMHED2)	–	–	–	–	–	–	–	X	X	X	X	X	X
Received Treatment in Specialty MH, Education, Medical, or Foster Care Setting (ANYSEDMF)								X	X	X	X	X	X
Received Treatment in General Medical Setting (YPED)	X	X	X	X	X	X	X	X	X	X	X	X	X
Received Treatment in Juvenile Justice Setting (YJAIL)								X	X	X	X	X	X
Number of Visits for Inpatient Specialty MH Services (SPINVST, SPINVST2) ^{2,4}					–	–	–	–	–	–	X ⁵	X	X
Number of Visits for Outpatient Specialty MH Services (SPOUTVST)					X	X	X	X	X	X	X	X	X
Number of Visits for Specialty MH Services (SMHVST, SMHVST2) ^{2,4}					–	–	–	–	–	–	X ⁵	X	X
Received Specialty MH Services for Feeling Depressed (SMHDPR, SMHDPR2) ^{2,4}					–	–	–	–	–	–	X ⁵	X	X
Received Specialty MH Services because of Problems with Home or Family (SMHFMLY, SMHFMLY2) ^{2,4}					–	–	–	–	–	–	X ⁵	X	X
Received Specialty MH Services because of Breaking Rules (SMHBRK, SMHBRK2) ^{2,4}					–	–	–	–	–	–	X ⁵	X	X

Table 1. Key Mental Health Measures for People Aged 12 to 17: 2002–2014 (continued)

Mental Health Measure (Variable Name)	Years Available												
	2002	2003	2004	2005	2006	2007	2008	2009	2010	2011	2012	2013	2014
Received Specialty MH Services because Thought about or Attempted Suicide (SMHSUI, SMHSUI2) ^{2,4}					–	–	–	–	–	–	X ⁵	X	X
Received Specialty MH Services because Felt Very Afraid and Tense (SMHFEA, SMHFEA2) ^{2,4}					–	–	–	–	–	–	X ⁵	X	X
Received Specialty MH Services because of Problems at School (SMHSCHL, SMHSCHL2) ^{2,4}					–	–	–	–	–	–	X ⁵	X	X
Received Specialty MH Services because of Trouble Controlling Anger (SMHANGR, SMHANGR2) ^{2,4}					–	–	–	–	–	–	X ⁵	X	X
Received Specialty MH Services because of Problems with Friends (SMHFRND, SMHFRND2) ^{2,4}					–	–	–	–	–	–	X ⁵	X	X
Received Specialty MH Services because of Problems with Other People (SMHOTPP, SMHOTPP2) ^{2,4}					–	–	–	–	–	–	X ⁵	X	X
Received Specialty MH Services because of Eating Problems (SMHEAT, SMHEAT2) ^{2,4}					–	–	–	–	–	–	X ⁵	X	X
Received Specialty MH Services because of Getting into Physical Fights (SMHFITE, SMHFITE2) ^{2,4}					–	–	–	–	–	–	X ⁵	X	X
Received Specialty MH Services because of Diagnosed Mental Disorder (SMHMEND, SMHMEND2) ^{2,4}					–	–	–	–	–	–	X ⁵	X	X

MD = medical doctor, MDE = major depressive episode, MH = mental health.

NOTE: The letter X indicates that the measure is available for the year(s) shown. For measures with two variable names listed, the first name corresponds with either the asterisk (*) or the en dash (–) and the second name corresponds to the letter X in the years available columns. An asterisk (*) indicates that a comparable measure with 2008 and later years is available for the year(s) shown; thus, variables corresponding to those measures in the indicated years can be renamed to conduct analyses with the 2008 and later year variables. An en dash (–) indicates that a comparable measure with later years is **not** available; thus, variables corresponding to those measures should not be compared across breaks in comparability (i.e., do not compare those measures with an en dash (–) with those measures with the letter X). An empty cell indicates that the measure is not available.

NOTE: The standard analysis weight, ANALWT_C, should be used for all measures and years.

NOTE: This table lists only the most commonly used mental health measures; it does not constitute a comprehensive list.

NOTE: This table was finalized on September 10, 2015.

¹ These variables were created for years prior to 2010 during the 2014 NSDUH and are comparable with 2010 and later variables.

² Revised mental health service variables were developed starting in 2013 because of the change in how the child welfare setting was defined. Prior to 2013, child welfare was defined in the specialty services category as an inpatient service. Child welfare is now defined as a nonspecialty service.

³ A similarly named measure (without the "2") exist for years 2002 through 2013 but are no longer being created starting with the 2014 NSDUH.

⁴ For measures with two variable names listed, the second-named variables include this change. The original measures (first-named variables) are no longer being created starting with the 2013 NSDUH but are instead replaced with the revised variables.

⁵ Both versions of these mental health service variables exist for the 2012 NSDUH because 2012 and 2013 estimates are presented in the 2013 mental health detailed tables (CBHSQ, 2014). The first- and second-named variables are **not** comparable for 2012.

Source: SAMHSA, Center for Behavioral Health Statistics and Quality, National Survey on Drug Use and Health, 2002–2014.

Table 2. Key Mental Health Measures for People Aged 18 or Older: 2002–2014

Mental Health Measure (Variable Name)	Years Available												
	2002	2003	2004	2005	2006	2007	2008	2009	2010	2011	2012	2013	2014
Received Treatment for MDE from MD in Past Year (TXMDEYR, ATXMDEYR) ¹			–	–	–	–	X	X	X	X	X	X	X
Received Treatment for MDE from Prescription Drugs in Past Year (RXMDEYR, ARXMDEYR) ¹			–	–	–	–	X	X	X	X	X	X	X
Received Treatment for MDE from Either MD or Prescription Drugs in Past Year (MDETXRX, AMDETXRX) ¹			–	–	–	–	X	X	X	X	X	X	X
Received Treatment for MDE from Health Professional in Past Year (AHLTMDE)									X	X	X	X	X
Received Treatment for MDE from Alternative Service Professional in Past Year (AALTMDE)									X	X	X	X	X
Received Treatment for MDE from Health Professional or Prescription Drugs in Past Year (AMDEHPRX)									X	X	X	X	X
Received Treatment for MDE from Health Professional Only in Past Year (AMDEHPO)									X	X	X	X	X
Received Treatment for MDE from Prescription Drugs Only, Not from Health Professional in Past Year (AMDERXO2)									X	X	X	X	X
Received Treatment for MDE from Health Professional and Prescription Drugs in Past Year (AMDEHARX)									X	X	X	X	X
Received Treatment for MDE from General Practitioner (DOCMDE, ADOCMDE) ¹			–	–	–	–	X	X	X	X	X	X	X
Received Treatment for MDE from Other MD (OMDMDE, AOMDMDE) ¹			–	–	–	–	X	X	X	X	X	X	X
Received Treatment for MDE from Psychologist (PSY1MDE, APSY1MDE) ¹			–	–	–	–	X	X	X	X	X	X	X
Received Treatment for MDE from Psychiatrist (PSY2MDE, APSY2MDE) ¹			–	–	–	–	X	X	X	X	X	X	X
Received Treatment for MDE from Social Worker (SOCMDE, ASOCMDE) ¹			–	–	–	–	X	X	X	X	X	X	X
Received Treatment for MDE from Counselor (COUNMDE, ACOUNMDE) ¹			–	–	–	–	X	X	X	X	X	X	X
Received Treatment for MDE from Other MH Professional (OMHMDE, AOMHMDE) ¹			–	–	–	–	X	X	X	X	X	X	X
Received Treatment for MDE from Nurse/Occupational Therapist (NURSMDE, ANURSMDE) ¹			–	–	–	–	X	X	X	X	X	X	X

I-7

[illegible]

Table 2. Key Mental Health Measures for People Aged 18 or Older: 2002–2014 (continued)

Mental Health Measure (Variable Name)	Years Available												
	2002	2003	2004	2005	2006	2007	2008	2009	2010	2011	2012	2013	2014
Did Not Receive MH Treatment because Thought Could Handle Problem without Treatment (MHRHAND2)		X	X	X	X	X	X	X	X	X	X	X	X
Did Not Receive MH Treatment because Did Not Know Where To Go (MHRWHERE2)		X	X	X	X	X	X	X	X	X	X	X	X
Did Not Receive MH Treatment because Did Not Have Time (MHRTIME2)		X	X	X	X	X	X	X	X	X	X	X	X
Did Not Receive MH Treatment because Did Not Think Treatment Would Help (MHRNOHP2)		X	X	X	X	X	X	X	X	X	X	X	X
Did Not Receive MH Treatment because of Concerns about Confidentiality (MHRCFID2)		X	X	X	X	X	X	X	X	X	X	X	X
Did Not Receive MH Treatment because Insurance Did Not Pay Enough (MHRENUF2)		X	X	X	X	X	X	X	X	X	X	X	X
Did Not Receive MH Treatment because Did Not Think Treatment Was Needed (MHRNOND2)		X	X	X	X	X	X	X	X	X	X	X	X
Did Not Receive MH Treatment because Fear of Neighbors' Negative Opinion (MHRNBRS2)		X	X	X	X	X	X	X	X	X	X	X	X
Did Not Receive MH Treatment because Fear of Being Committed (MHRCMIT2)		X	X	X	X	X	X	X	X	X	X	X	X
Suicidal Thoughts in Past Year (MHSUITHK)							X	X	X	X	X	X	X
Suicidal Plans in Past Year (MHSUIPLN)							X	X	X	X	X	X	X
Suicidal Attempts in Past Year (MHSUITRY)							X	X	X	X	X	X	X
<i>Received Medical Attention for Suicide Attempt in Past Year (MHSUIMED)³</i>							X	X	X	X	X	X	X
<i>Stayed in Hospital for Suicide Attempt in Past Year (MHSUIHOS)³</i>							X	X	X	X	X	X	X
K6 Total Score in Past Month (K6SCMON)							X	X	X	X	X	X	X
Past Month Serious Psychological Distress Indicator (SPDMON)							X	X	X	X	X	X	X
K6 Total Score in Worst Month of Past Year (K6SCYR)							X	X	X	X	X	X	X
Alternative Worst K6 Total Score (WSPDSC2)							X	X	X	X	X	X	X
WHODAS Total Score (WHODASC2)							X	X	X	X	X	X	X
Alternative WHODAS Total Score (WHODASC3)							X	X	X	X	X	X	X
Predicted Serious Mental Illness Probability (SMIPP) ⁴							X	X	X	X			
Predicted Serious Mental Illness Probability Revised (SMIPP_U) ⁴							X	X	X	X	X	X	X

Table 2. Key Mental Health Measures for People Aged 18 or Older: 2002–2014 (continued)

Mental Health Measure (Variable Name)	Years Available												
	2002	2003	2004	2005	2006	2007	2008	2009	2010	2011	2012	2013	2014
Serious Mental Illness (SMI) Based on Revised Predicted SMI Probability (SMIYR_U) ^{5,6}							X	X	X	X	X	X	X
Any Mental Illness (AMI) Based on Revised Predicted SMI Probability (AMIYR_U) ^{5,6}							X	X	X	X	X	X	X
Mild Mental Illness Based on Revised Predicted SMI Probability (LMIYR_U) ^{5,6}							X	X	X	X	X	X	X
Moderate Mental Illness Based on Revised Predicted SMI Probability (MMIYR_U) ^{5,6}							X	X	X	X	X	X	X
Mild or Moderate Mental Illness Based on Revised Predicted SMI Probability (LMMIYRU) ⁶							X	X	X	X	X	X	X
Serious or Moderate Mental Illness Based on Revised Predicted SMI Probability (SMMIYR_U) ^{5,6}							X	X	X	X	X	X	X
Categorical Mental Illness Indicator Revised (MI_CAT_U) ^{5,6}							X	X	X	X	X	X	X

K6 = six-item nonspecific psychological distress scale, MD = medical doctor, MDE = major depressive episode, MH = mental health, WHODAS = abbreviated eight-item World Health Organization Disability Assessment Schedule.

NOTE: The letter X indicates that the measure is available for the year(s) shown. For measures with two variable names listed, the first name corresponds with the en dash (–) and the second name corresponds to the letter X in the years available columns. An en dash (–) indicates that a comparable measure with later years is **not** available; thus, variables corresponding to those measures should not be compared across breaks in comparability (i.e., do not compare those measures with an en dash (–) with those measures with the letter X). An empty cell indicates that the measure is not available.

NOTE: The standard analysis weight, ANALWT_C, should be used for all measures and years, except those noted in footnote 1.

NOTE: This table lists only the most commonly used mental health measures; it does not constitute a comprehensive list.

NOTE: This table was finalized on September 10, 2015.

¹ To compare the 2008 data with the 2009 or subsequent years, the 2008 mental health half-sample analysis weight, MHSAWT_C, should be used in conjunction with the sample indicator (MHSAMP08=1) to subset to the 2008 WHODAS half-sample data.

² Two versions of these variables exist for years 2002 through 2008. The original variables that end with a "2" have respondents who reported receiving no outpatient mental health coded as a SAS missing. The revised variables that end with a "3" have respondents who reported receiving no outpatient mental health coded as a "No" response. The two versions are not comparable.

³ Italicized MH measures indicate variables that were excluded from the Public Use File (PUF).

⁴ SMIPP (a variable included in previous versions of the 2008–2011 data files) is based on the 2008 prediction model and SMIPP_U is based on the 2012 prediction model. Mental illness variables originally created from SMIPP have been replaced with similarly named variables based on SMIPP_U. For information on the creation of the mental illness variables, see Appendix E, Recoded Mental Health Module Variable Documentation.

⁵ Mental illness variables based on the 2012 prediction model have been created from 2008 and later years. For years 2008–2011, these revised variables have replaced the previously available mental illness variables. See Appendix E, Recoded Mental Health Module Variable Documentation, for further details about these revised mental illness variables.

⁶ The mental illness variables based on the 2012 prediction model are not recommended to be used when analyzing variables for past year suicidal thoughts, past year MDE, the K6, or the WHODAS, nor are they recommended to be used when analyzing other variables closely linked with these variables (including past year suicide attempts, suicide plans, medical treatment for suicide attempts, lifetime MDE, serious psychological distress [SPD], or components used in the K6 or WHODAS scales). For more details, see Appendix E, Recoded Mental Health Module Variable Documentation.

Source: SAMHSA, Center for Behavioral Health Statistics and Quality, National Survey on Drug Use and Health, 2002–2014.

Table 3. Comparable Versions of Key Mental Health Measures for People Aged 18 or Older: 2002–2014

Mental Health Measure	Years Available				
	2002–2003	2004	2005–2007	2008	2009–2014
Lifetime Major Depressive Episode			AJAMDELT	AJAMDELT	AMDELT
Past Year Major Depressive Episode			AJAMDEYR	AJAMDEYR	AMDEYR
K6 Total Score in Worst Month of Past Year Based on Long Form Module	SMI_SUM	SPD_ASCR			
K6 Total Score in Worst Month of Past Year Based on Short Form Module		SPD_RSCR	SPD_USCR		
Worst K6 Total Score in Past Year ¹			K6SMXADJ	K6SCMAX	K6SCMAX
Past Year Serious Psychological Distress Indicator Based on Long Form Module	SMI	SPD_ADJ, SPD_UADJ ²			
Past Year Serious Psychological Distress Indicator Based on Short Form Module		SPD_RADJ	SPD_UADJ		
Past Year Serious Psychological Distress Indicator Based on Worst K6 Total Score			SPDYRADJ	SPDYR	SPDYR

K6 = six-item nonspecific psychological distress scale.

NOTE: All variables within a row are comparable across the years indicated, even if they have different names.

NOTE: The standard analysis weight, ANALWT_C, should be used for all measures and years, except as indicated in footnote 2 below.

NOTE: This table lists only the mental health measures with adjusted versions for comparability across years.

NOTE: In the 2002 and 2003 NSDUHs, serious psychological distress was referred to as serious mental illness.

NOTE: This table was finalized on September 10, 2015.

¹ Worst K6 Total Score in Past Year is the maximum of K6 Total Score in Past Month (K6SCMON) and K6 Total Score in Worst Month of Past Year (K6SCYR).

² SPD_UADJ, restricted to the 2004 Sample A (Long Form), was used in the 2004 NSDUH detailed tables (Office of Applied Studies, 2005). SPD_ADJ was created so that comparisons of serious psychological distress based on the long form can be made between 2002, 2003, and the full 2004 sample. The standard analysis weight, ANALWT_C, should be used for SPD_ADJ, but for SPD_UADJ in 2004, the Sample A analysis weight, SPDWT_C, should be used in conjunction with the sample indicator that subsets to the 2004 Sample A data (ADLTSAMP=1).

Source: SAMHSA, Center for Behavioral Health Statistics and Quality, National Survey on Drug Use and Health, 2002–2014.

References

- Aldworth, J., Kott, P., Yu, F., Mosquin, P., & Barnett-Walker, K. (2012). Analysis of effects of 2008 NSDUH questionnaire changes: Methods to adjust adult MDE and SPD estimates and to estimate SMI in the 2005-2009 surveys. In *2010 National Survey on Drug Use and Health: Methodological resource book* (Section 16b, prepared for the Substance Abuse and Mental Health Services Administration, Contract No. HHSS283200800004C, RTI/0211838.108.006.024). Research Triangle Park, NC: RTI International. Retrieved from <http://www.samhsa.gov/data/>
- Center for Behavioral Health Statistics and Quality. (2010). *Results from the 2009 National Survey on Drug Use and Health: Mental health findings* (HHS Publication No. SMA 10-4609, NSDUH Series H-39). Rockville, MD: Substance Abuse and Mental Health Services Administration. Retrieved from <http://media.samhsa.gov/data/>
- Center for Behavioral Health Statistics and Quality. (2013). *Results from the 2012 National Survey on Drug Use and Health: Mental health findings* (HHS Publication No. SMA 13-4085, NSDUH Series H-47). Rockville, MD: Substance Abuse and Mental Health Services Administration. Retrieved from <http://www.samhsa.gov/data/>
- Center for Behavioral Health Statistics and Quality. (2014). *Results from the 2013 National Survey on Drug Use and Health: Mental health detailed tables*. Retrieved from <http://www.samhsa.gov/data/>
- Office of Applied Studies. (2005). *Results from the 2004 National Survey on Drug Use and Health: Detailed tables*. Retrieved from <http://media.samhsa.gov/data/>